



US00D630016S

(12) **United States Design Patent**
Rutjes

(10) **Patent No.:** **US D630,016 S**

(45) **Date of Patent:** **** Jan. 4, 2011**

(54) **POUCH**

D423,211 S * 4/2000 Giliberti D3/226

* cited by examiner

(75) Inventor: **Ferdinand Wilhelmus Albertus Rutjes**,
Laag Keppel (NL)

Primary Examiner—Holly H Baynham

(73) Assignee: **TOPAS A.A.T.b.v.**, Doetinchem (NL)

(74) *Attorney, Agent, or Firm*—Merek, Blackmon &
Voorhees, LLC

(**) Term: **14 Years**

(57) **CLAIM**

(21) Appl. No.: **29/311,154**

The ornamental design for a pouch, as shown and described.

(22) Filed: **Jan. 5, 2009**

DESCRIPTION

(30) **Foreign Application Priority Data**

Jul. 4, 2008 (EP) 000961818

FIG. 1 is a perspective view taken from the top, front and left side of a pouch with the flap open showing the design;

(51) **LOC (9) Cl.** **03-01**

FIG. 2 is a front elevation of the pouch of FIG. 1;

(52) **U.S. Cl.** **D3/303**

FIG. 3 is a perspective view taken from the top, front and left side of the pouch of FIG. 1 with the flap closed;

(58) **Field of Classification Search** D3/299,
D3/205, 215, 225–227, 230, 303, 319; 206/3,
206/260

FIG. 4 is a front elevation of the pouch of FIG. 3;

FIG. 5 is a left side elevation of the pouch of FIG. 3;

See application file for complete search history.

FIG. 6 is a rear elevation of the pouch of FIG. 3; and,

FIG. 7 is a top plan view of the pouch of FIG. 3.

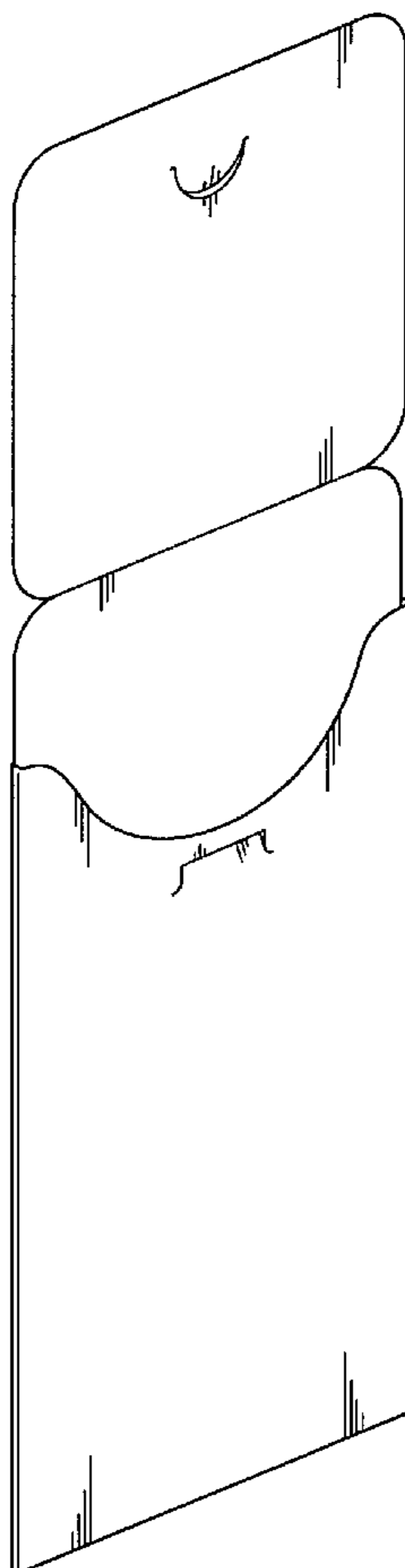
(56) **References Cited**

The right side elevation of the pouch of FIG. 3 is a mirror image of the left side elevation of the pouch of FIG. 3.

U.S. PATENT DOCUMENTS

D262,753 S * 1/1982 Salata D3/319

1 Claim, 7 Drawing Sheets



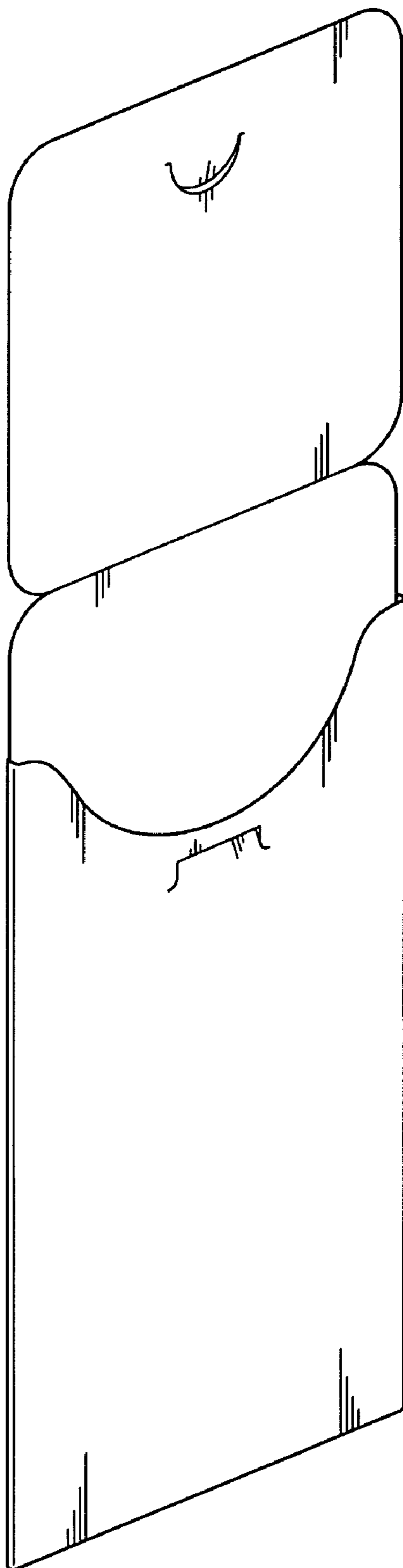


FIG. 1

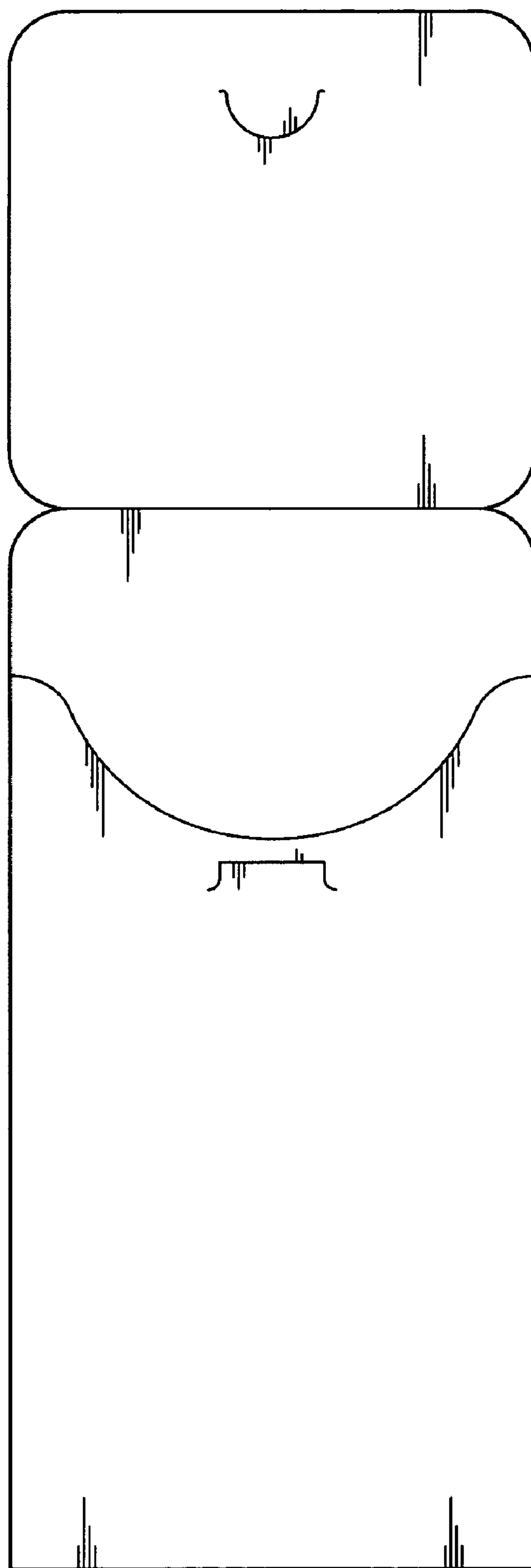


FIG. 2

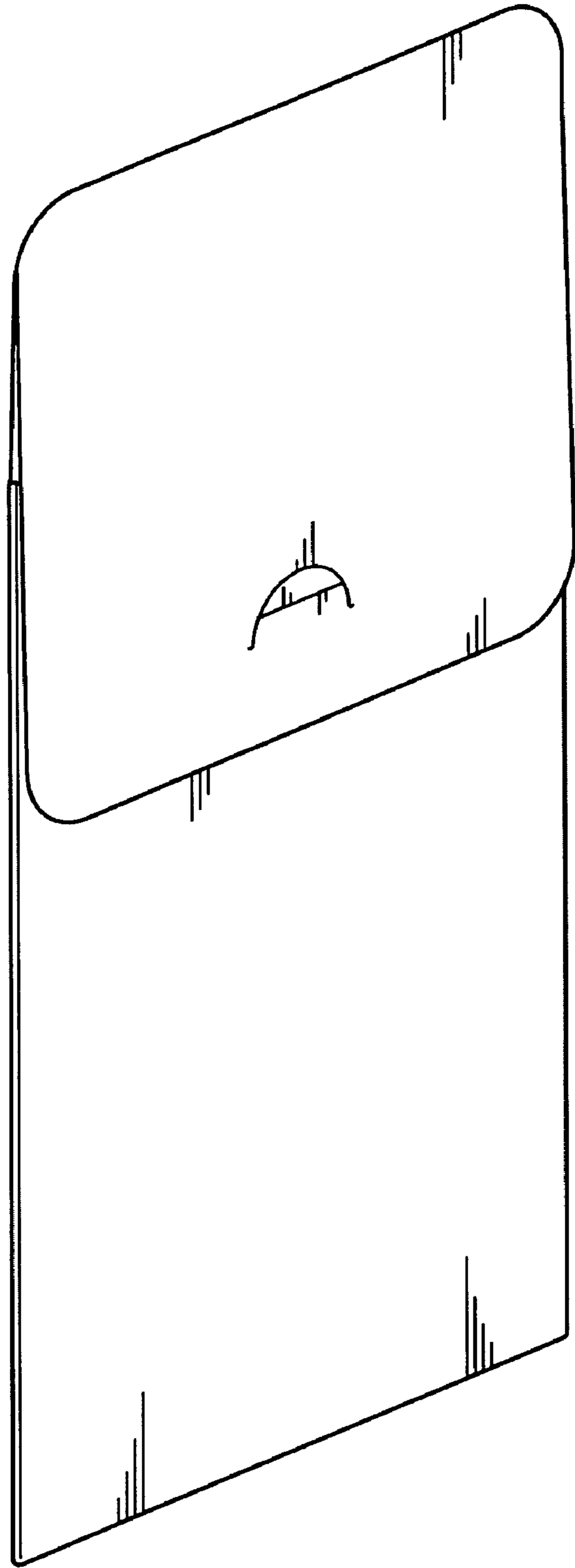


FIG. 3

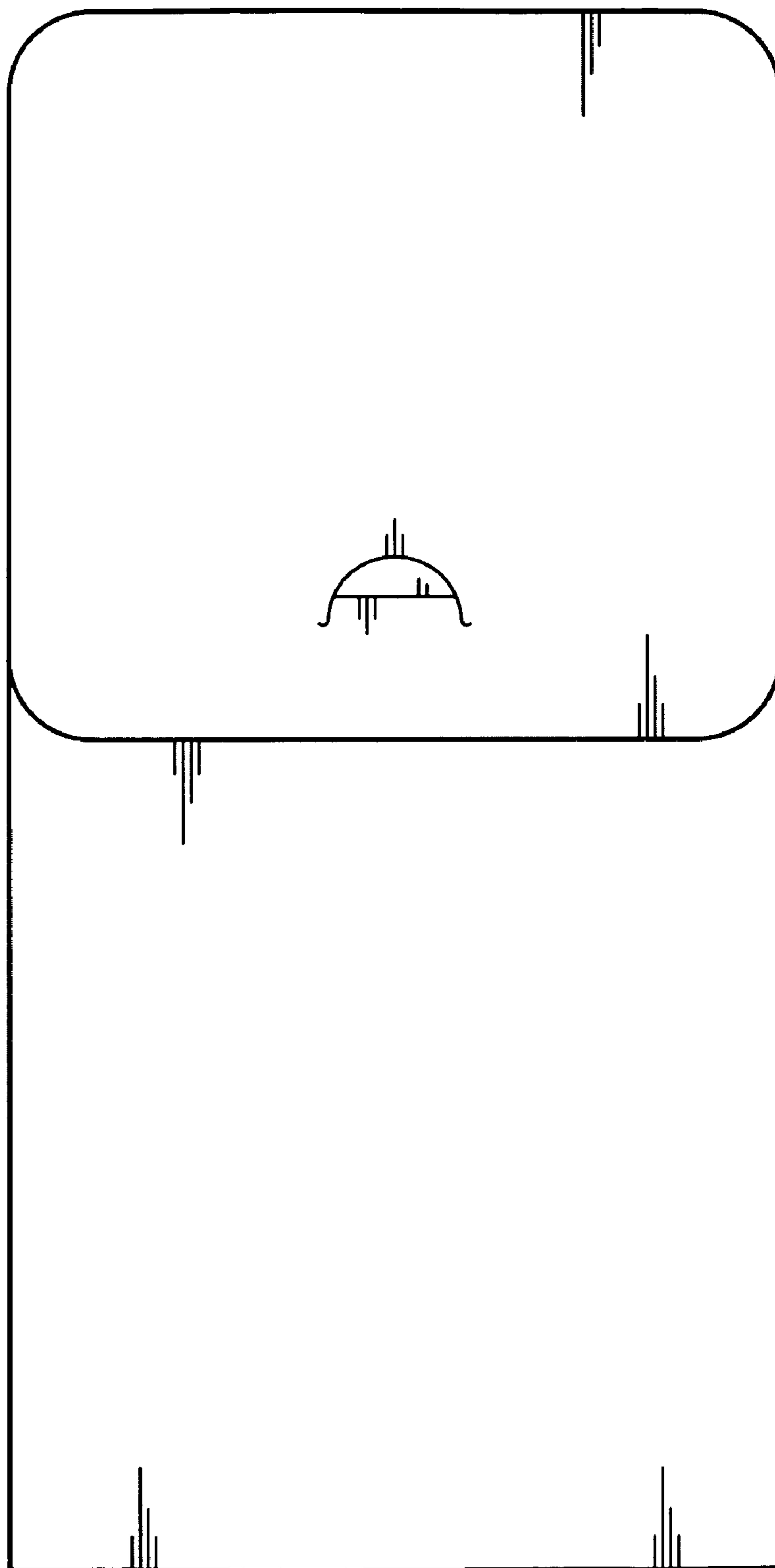


FIG. 4



FIG. 5




FIG. 6



FIG. 7