



US00D630014S

(12) **United States Design Patent**
Von Furstenberg et al.

(10) **Patent No.:** **US D630,014 S**
(45) **Date of Patent:** **** Jan. 4, 2011**

(54) **BAG**
(75) Inventors: **Diane Von Furstenberg**, New Milford, CT (US); **Beatrice McCabe**, Brooklyn, NY (US); **Julie Peelo**, Brooklyn, NY (US)
(73) Assignee: **Diane Von Furstenberg Studio, L.P.**, New York, NY (US)

(**) Term: **14 Years**
(21) Appl. No.: **29/359,867**
(22) Filed: **Apr. 16, 2010**

(51) **LOC (9) Cl.** **03-01**
(52) **U.S. Cl.** **D3/232**
(58) **Field of Classification Search** D3/232-233, D3/240-246; 150/100, 103-110, 113-114, 150/118-119
See application file for complete search history.

(56) **References Cited**
U.S. PATENT DOCUMENTS

D135,197 S * 3/1943 Everitt D3/245

D141,208 S * 5/1945 Kaphan D3/245
D172,005 S * 4/1954 Collis D3/242

* cited by examiner

Primary Examiner—Holly H Baynham
(74) *Attorney, Agent, or Firm*—McCarter & English, LLP; Michael I. Wolfson


(57) **CLAIM**

The ornamental design for a bag, as shown and described.

DESCRIPTION

FIG. 1 is a top front perspective view of a bag showing my new design;
FIG. 2 is a top plan view thereof;
FIG. 3 is a bottom plan view thereof;
FIG. 4 is a front elevational view thereof;
FIG. 5 is a rear elevational view thereof;
FIG. 6 is a right side view thereof; and,
FIG. 7 is a left side view thereof.

1 Claim, 7 Drawing Sheets






FIG.1




FIG.2




FIG. 3




FIG.4




FIG.5




FIG. 6




FIG.7