



US00D630009S

(12) **United States Design Patent**
Barrass

(10) **Patent No.:** **US D630,009 S**

(45) **Date of Patent:** **** Jan. 4, 2011**

(54) **CARTRIDGE**

(75) **Inventor:** **Paul Leslie Barrass**, Camberley (GB)

(73) **Assignee:** **The Procter & Gamble Company**,
Cincinnati, OH (US)

(**) **Term:** **14 Years**

(21) **Appl. No.:** **29/353,069**

(22) **Filed:** **Dec. 31, 2009**

(51) **LOC (9) Cl.** **03-01**

(52) **U.S. Cl.** **D3/203.3**

(58) **Field of Classification Search** D3/201-205;
206/528-540; 221/91, 112, 263, 310; 222/325;
D9/417-418, 423-424, 730-733; D22/108
See application file for complete search history.

(56) **References Cited**

U.S. PATENT DOCUMENTS

3,410,455	A	11/1968	Haas	
3,612,348	A	10/1971	Thomas	
3,687,336	A	8/1972	Gayle	
4,465,191	A *	8/1984	Darbo	206/537
D301,202	S *	5/1989	Canet	D3/203.3
5,954,640	A	9/1999	Szabo	
6,080,401	A	6/2000	Reddy et al.	
6,241,983	B1	6/2001	Paul et al.	
6,510,430	B1	1/2003	Oberwager et al.	
6,513,679	B2	2/2003	Greenwald et al.	
D502,391	S *	3/2005	Nichols et al.	D9/417
6,889,869	B2	5/2005	Hallin	
7,101,565	B2	9/2006	Monte	

7,136,820	B1	11/2006	Petrus	
7,273,607	B2	9/2007	Schakel et al.	
D618,900	S *	7/2010	Leifeld et al.	D3/203.2
D619,349	S *	7/2010	Leifeld et al.	D3/203.2
2004/0096522	A1	5/2004	Lazarev et al.	
2007/0243210	A1	10/2007	Keefe et al.	

FOREIGN PATENT DOCUMENTS

DE	202005020404	3/2006
EP	427875	5/1991
WO	WO 93/07570	4/1993
WO	WO 94/25927	11/1994

* cited by examiner

Primary Examiner—Catherine R Oliver

(74) *Attorney, Agent, or Firm*—Kelly L. McDow; Cynthia L. Clay

(57) **CLAIM**

The ornamental design for a cartridge, as shown.

DESCRIPTION

FIG. 1 is a front view of a cartridge illustrating my new design;

FIG. 2 is a bottom view of the design of FIG. 1;

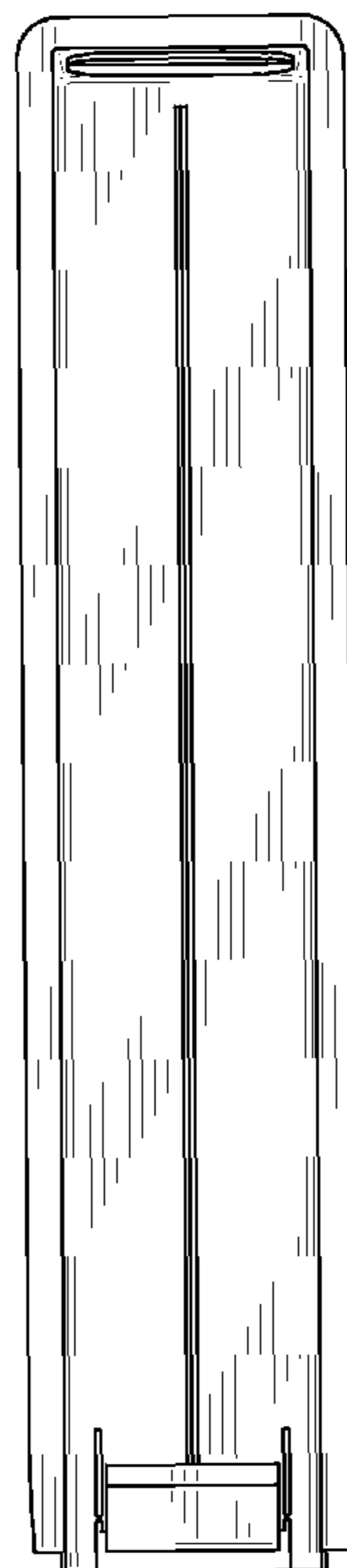
FIG. 3 is a top view of the design of FIG. 1;

FIG. 4 is a side view of the design of FIG. 1; and,

FIG. 5 is a rear view of the design of FIG. 1.

The broken lines represent portions of the structure that form no part of the claim.

1 Claim, 3 Drawing Sheets



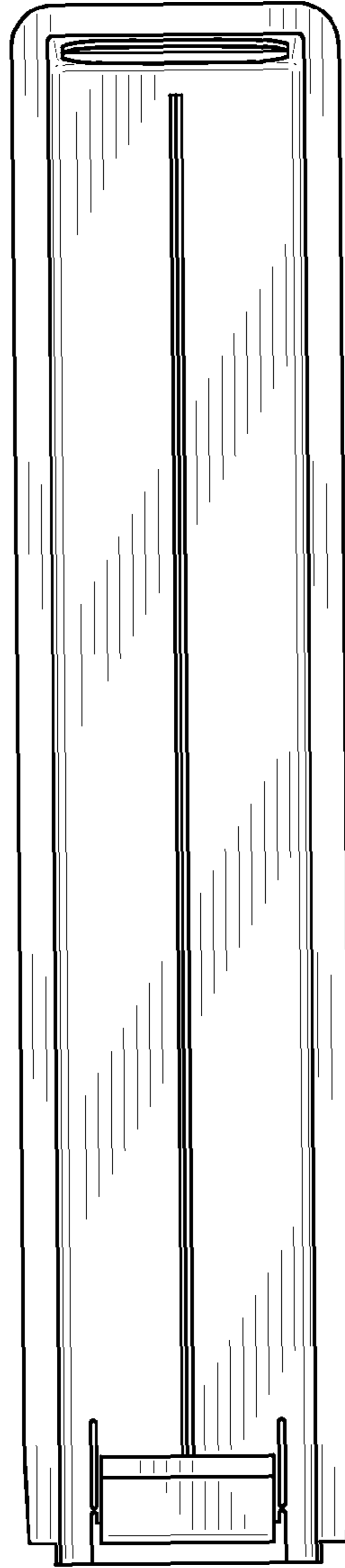


FIG. 1

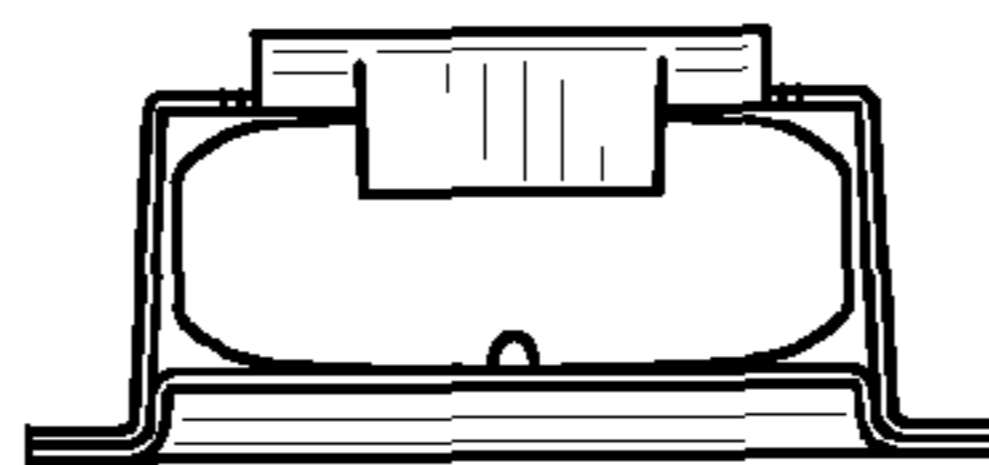


FIG. 2

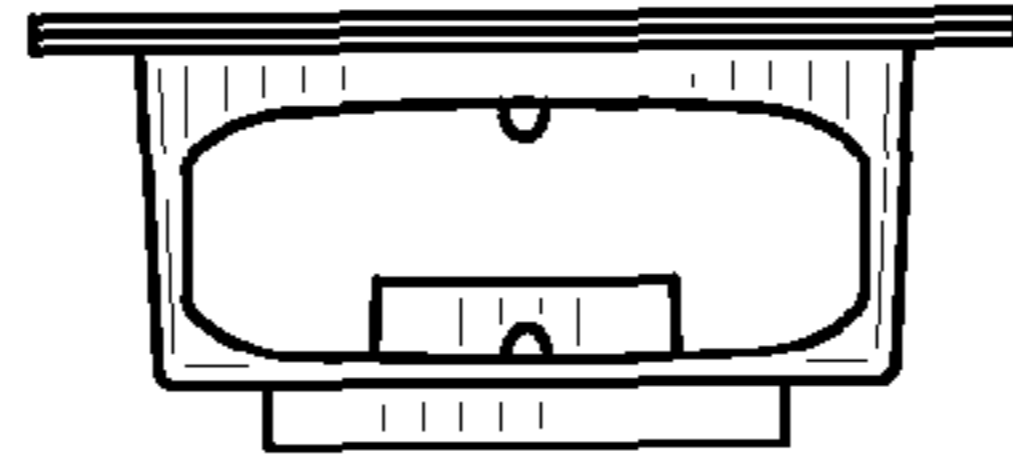


FIG. 3

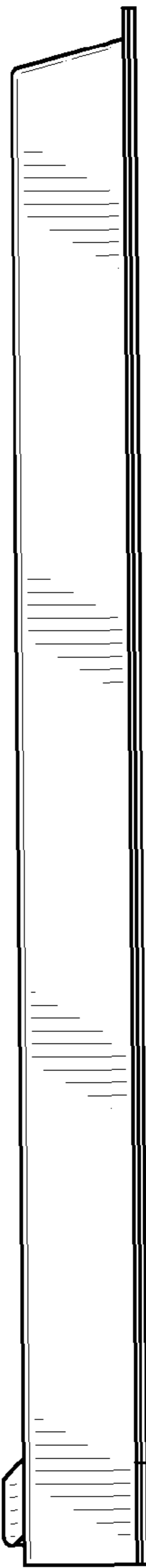


FIG. 4




FIG. 5