



US00D629997S

(12) **United States Design Patent**  
**Voga**

(10) **Patent No.:** **US D629,997 S**

(45) **Date of Patent:** **\*\* Jan. 4, 2011**

(54) **BELT SLEEVE**

(76) **Inventor:** **Connie B. Voga**, 6701 Garden Valley Ct., Pleasant Garden, NC (US) 27313

(\*\*) **Term:** **14 Years**

(21) **Appl. No.:** **29/353,620**

(22) **Filed:** **Jan. 12, 2010**

(51) **LOC (9) Cl.** ..... **02-07**

(52) **U.S. Cl.** ..... **D2/639**

(58) **Field of Classification Search** ..... D2/629, D2/631, 624, 627, 639, 999; 2/144, 311, 2/171, 308, 338; D29/100, 101, 101.5, 119  
See application file for complete search history.

(56) **References Cited**

**U.S. PATENT DOCUMENTS**

2,676,737	A *	4/1954	Zirbel	.....	224/264
2,885,684	A	5/1959	Dye et al.	.....	2/300
3,848,270	A *	11/1974	Rand	.....	2/311
5,109,803	A *	5/1992	Dunham et al.	.....	119/654
5,852,829	A *	12/1998	Relaford	.....	2/338
6,339,848	B1	1/2002	Mayhood et al.	.....	2/338
6,547,065	B2 *	4/2003	Lackman	.....	206/278
7,168,394	B2 *	1/2007	Berry	.....	119/863

2003/0074720 A1\* 4/2003 Reed ..... 2/322

\* cited by examiner

*Primary Examiner*—T. Chase Nelson  
*Assistant Examiner*—Kathleen M Sims

(57) **CLAIM**

The ornamental design for a belt sleeve, as shown and described.

**DESCRIPTION**

FIG. 1 is a top plan view of a belt sleeve showing my new design;

FIG. 2 is a bottom plan view thereof;

FIG. 3 is an enlarged left end elevational view of the belt sleeve as shown in FIG. 2;

FIG. 4 is an enlarged right end elevational view of the belt sleeve as shown in FIG. 2;

FIG. 5 is a left side elevational view thereof with the right end closed; and,

FIG. 6 is a right side elevational view thereof with the right end open.

The broken lines are for environmental purposes only and form no part of the claimed design.

**1 Claim, 1 Drawing Sheet**

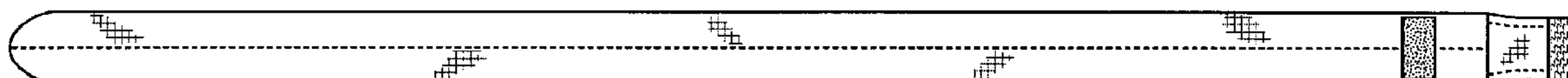




Fig. 6



Fig. 5

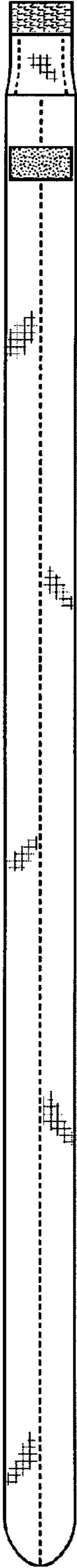


Fig. 2

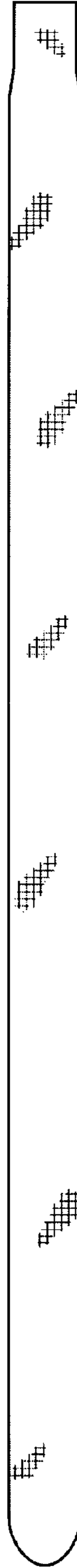


Fig. 1




Fig. 4



Fig. 3