



US00D629980S

(12) **United States Design Patent**
Myers

(10) **Patent No.:** **US D629,980 S**

(45) **Date of Patent:** **** Dec. 28, 2010**

(54) **UPRIGHT VACUUM CLEANER**

(75) **Inventor:** **Steven Wayne Myers**, Buffalo Valley,
TN (US)

(73) **Assignee:** **Oreck Holdings LLC**, Nashville, TN
(US)

(**) **Term:** **14 Years**

(21) **Appl. No.:** **29/350,038**

(22) **Filed:** **Nov. 10, 2009**

(51) **LOC (9) Cl.** **15-05**

(52) **U.S. Cl.** **D32/22**

(58) **Field of Classification Search** D32/22,
D32/31, 15, 16, 34; 15/320, 329, 340.2,
15/335, 347, 350, 352, 353, 344, 361, 363,
15/410, 415.1

See application file for complete search history.

(56) **References Cited**

U.S. PATENT DOCUMENTS

D342,591 S	*	12/1993	Shoji et al.	D32/22
D403,480 S	*	12/1998	Diebel	D32/22
D459,561 S	*	6/2002	Leyden	D32/22
D499,220 S	*	11/2004	Kim	D32/22
D527,505 S	*	8/2006	Kaido et al.	D32/22
D558,940 S	*	1/2008	Griffin	D32/22
D566,913 S	*	4/2008	Griffin	D32/22
D570,563 S	*	6/2008	Umeda et al.	D32/22

D584,017 S	*	12/2008	Griffin	D32/22
D591,015 S	*	4/2009	Griffin	D32/22
D592,817 S	*	5/2009	Griffin	D32/22
D617,511 S	*	6/2010	Griffin	D32/22
2007/0251049 A1	*	11/2007	Wolfe, Jr.	15/347
2009/0056064 A1	*	3/2009	Finke et al.	15/352
2010/0050372 A1	*	3/2010	Frackowiak	15/347

* cited by examiner

Primary Examiner—Ruth McInroy

(74) *Attorney, Agent, or Firm*—Winston & Strawn LLP

(57) **CLAIM**

I claim the ornamental design for an upright vacuum cleaner,
as shown and described.

DESCRIPTION

FIG. 1 is a front perspective of an upright vacuum cleaner
showing my new design;

FIG. 2 is a front elevational view thereof;

FIG. 3 is a right side elevational view thereof;

FIG. 4 is a rear elevational view thereof;

FIG. 5 is a left side elevational view thereof;

FIG. 6 is a top plan view thereof; and,

FIG. 7 is a bottom plan view thereof.

The details shown in broken lines form no part of the claimed
design.

1 Claim, 4 Drawing Sheets

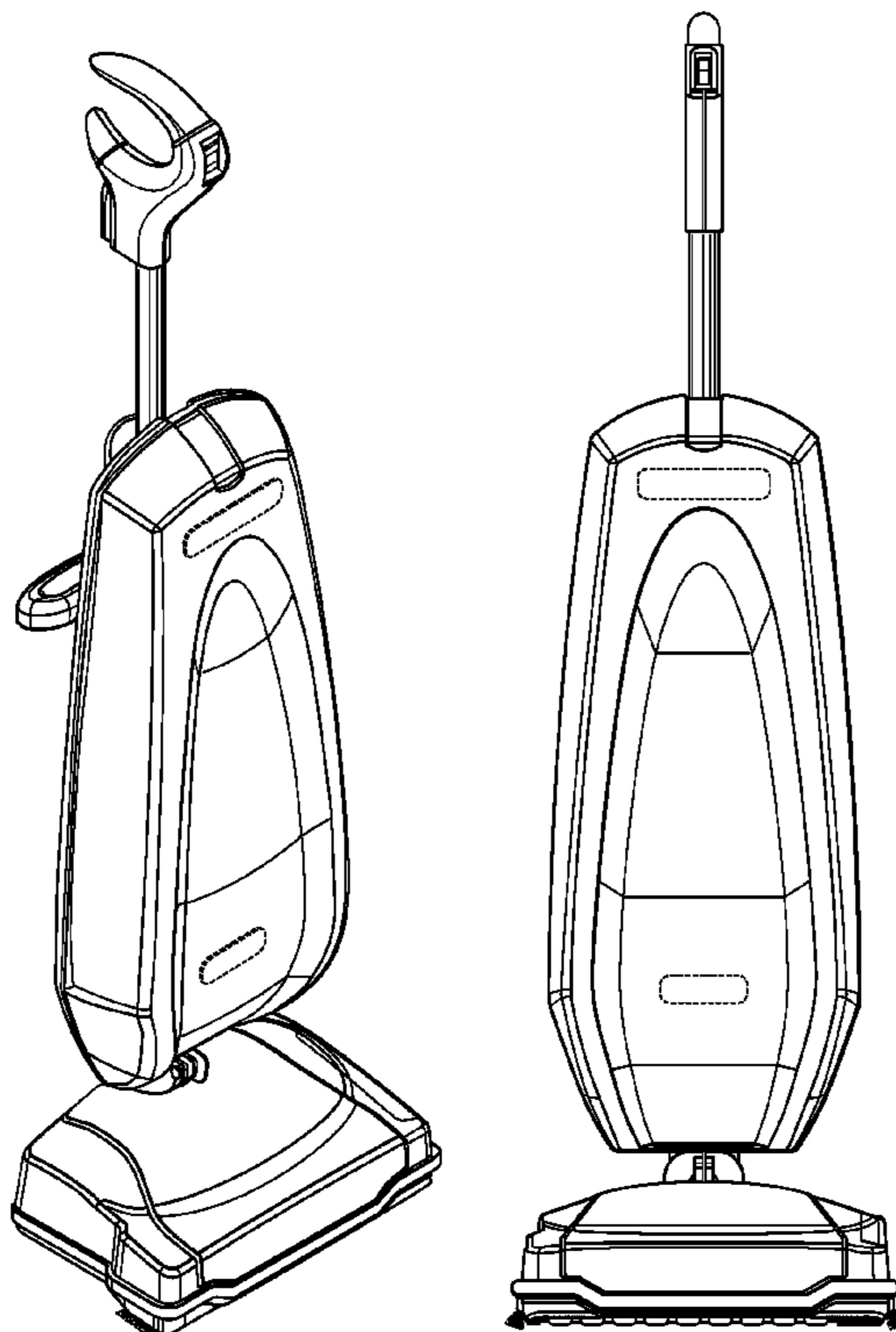


Fig. 1

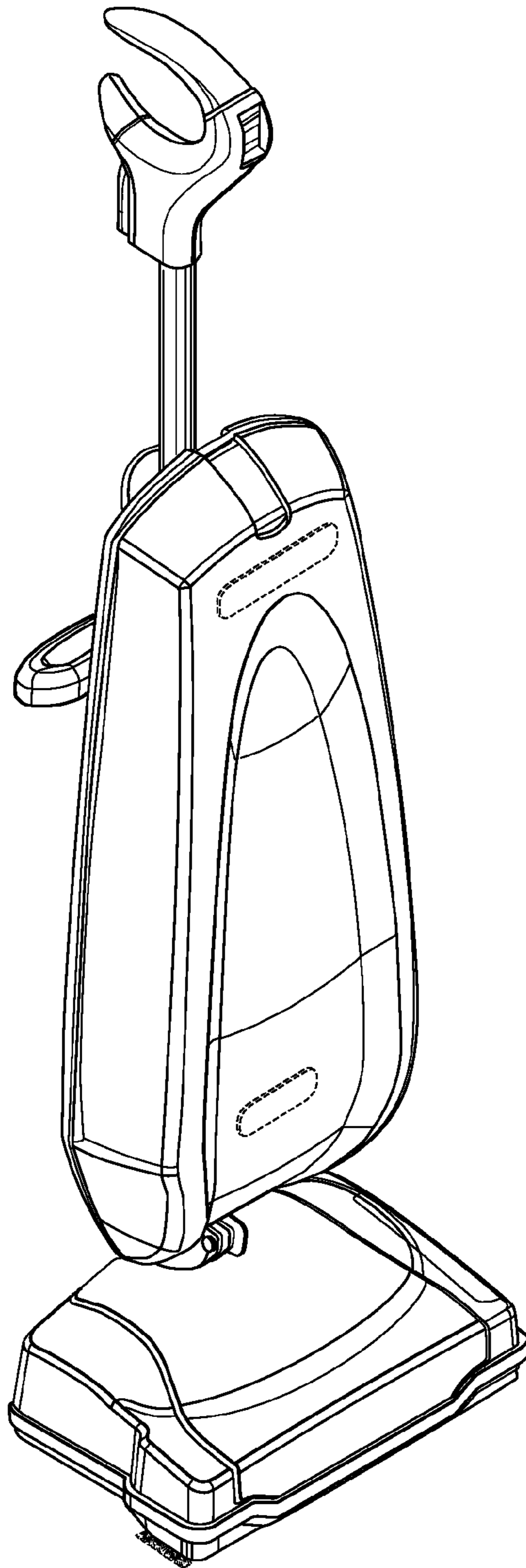


Fig. 2

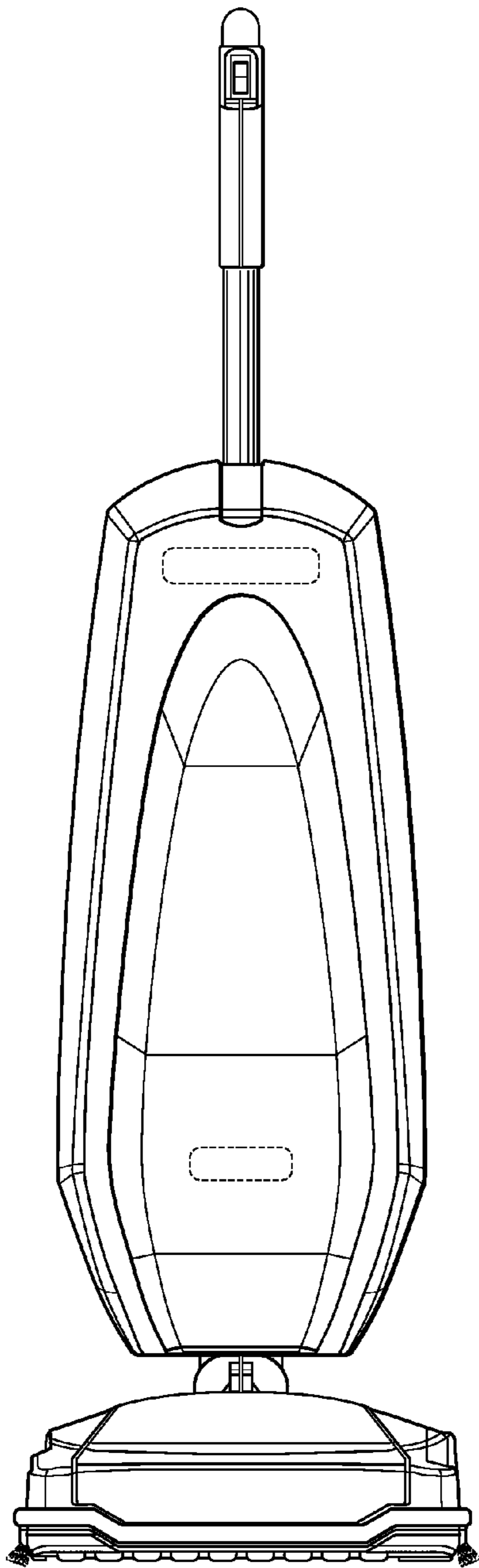


Fig. 3

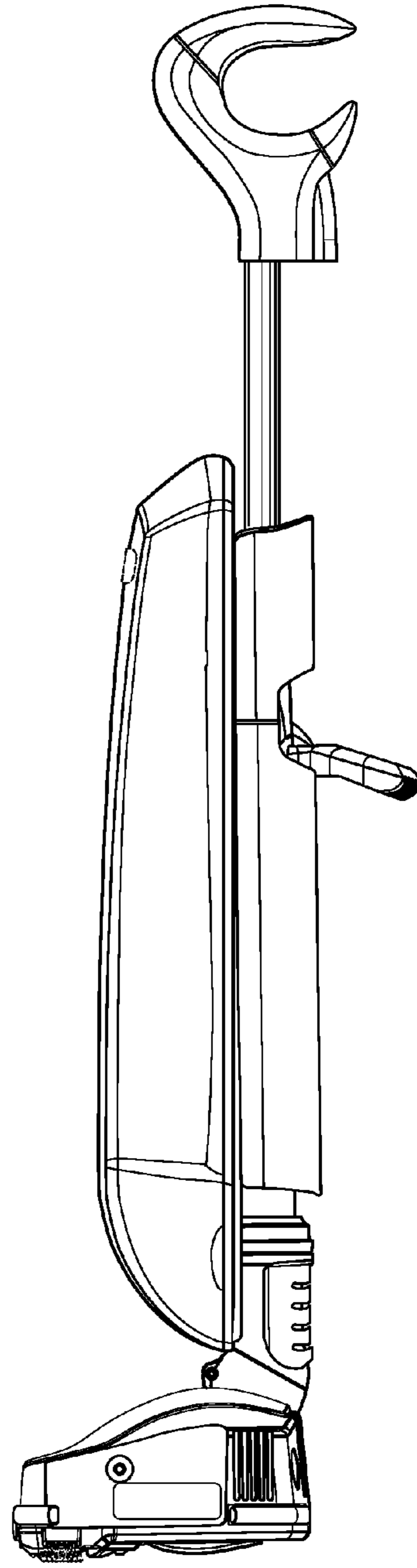


Fig. 4

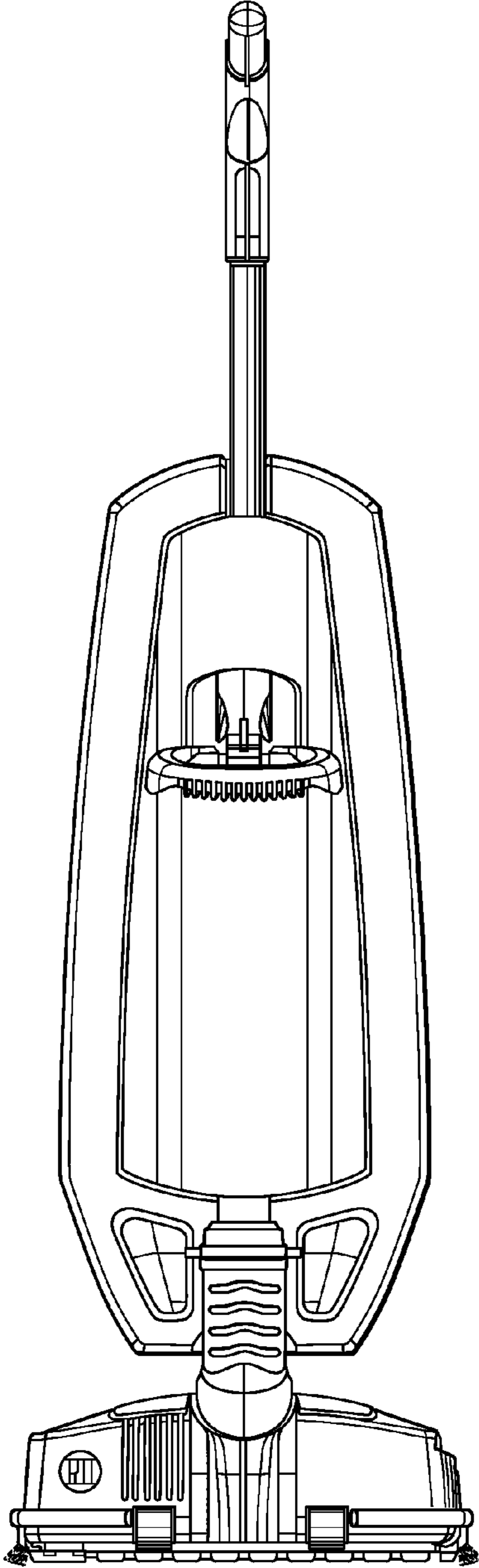


Fig. 5

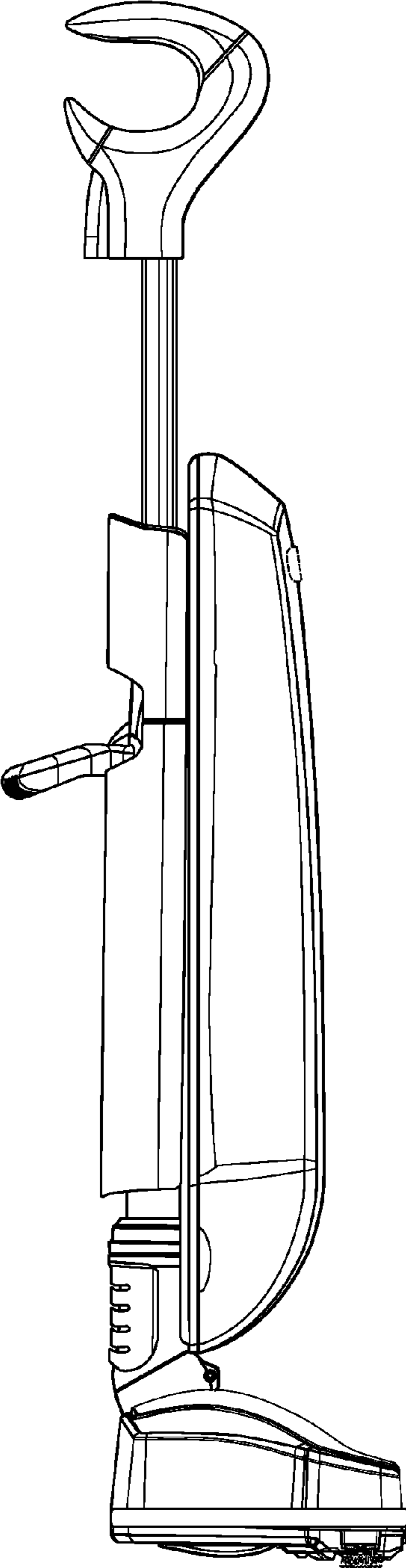


Fig. 6

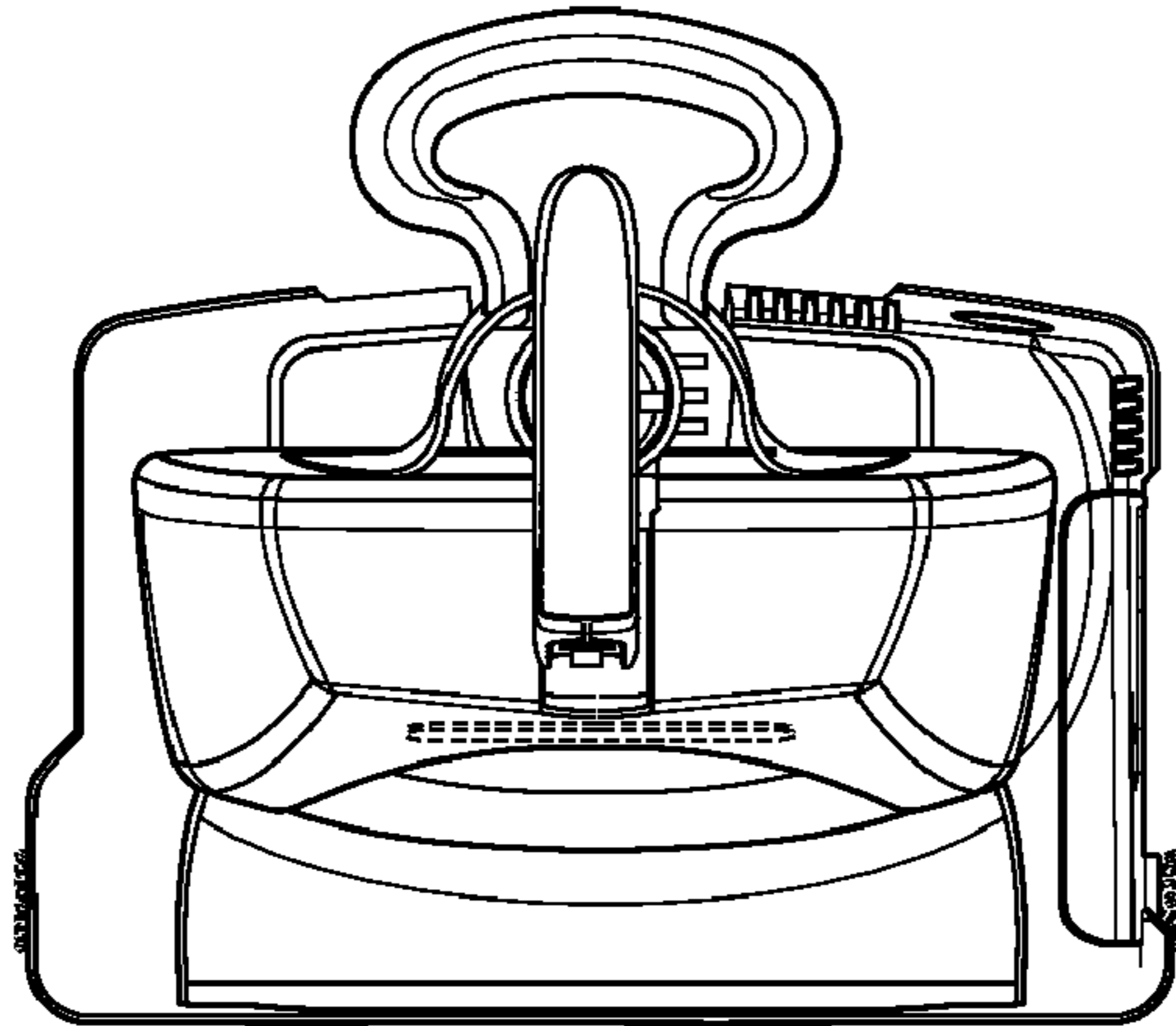


Fig. 7

