



US00D629972S

(12) **United States Design Patent**  
**Peters et al.**

(10) **Patent No.:** **US D629,972 S**

(45) **Date of Patent:** **\*\* Dec. 28, 2010**

(54) **PERSONAL SAFETY DEVICE**

(75) Inventors: **Christopher Peters**, Donvale (AU);  
**Joseph Samuel Ormrod**, Coogee (AU);  
**Yashin Mark Radhakrishnan**, Enfield (AU)

(73) Assignee: **Brent Sanders** (AU)

(\*\*) Term: **14 Years**

(21) Appl. No.: **29/331,020**

(22) Filed: **Jan. 16, 2009**

(30) **Foreign Application Priority Data**

Jul. 18, 2008 (AU) ..... 13371/2008

(51) **LOC (9) Cl.** ..... **29-02**

(52) **U.S. Cl.** ..... **D29/124**

(58) **Field of Classification Search** ..... D10/104,  
D10/106, 116, 121; 340/540, 546, 571, 572.1,  
340/574; D21/513; D14/228; 446/416;  
D29/124

See application file for complete search history.

(56) **References Cited**

**U.S. PATENT DOCUMENTS**

5,006,832 A \* 4/1991 Beaudry ..... 340/574  
D325,357 S \* 4/1992 Worthington ..... D10/106  
5,127,870 A \* 7/1992 Lin ..... 446/416  
D332,756 S \* 1/1993 Taylor ..... D10/106  
D352,474 S \* 11/1994 Se Kit ..... D10/106  
D430,232 S \* 8/2000 She ..... D21/513  
D492,945 S \* 7/2004 Ng ..... D14/497

D498,317 S \* 11/2004 Yuen ..... D26/38  
D502,397 S \* 3/2005 Lopez-Villasenor ..... D9/503  
D513,185 S \* 12/2005 Ruiz ..... D9/504  
D514,819 S \* 2/2006 Giesey ..... D6/300  
D533,869 S \* 12/2006 Drambarean et al. .... D14/225  
D538,597 S \* 3/2007 Kim ..... D7/510

**OTHER PUBLICATIONS**

Pictures of LeapFrog Educational Toys taken from various sites on the internet; Products by LeapFrog Enterprises, Inc., 4 color sheets; Date of public disclosure not known but prior to the US filing date of this application.

\* cited by examiner

*Primary Examiner*—Raphael Barkai

*Assistant Examiner*—Randall Gholson

(74) *Attorney, Agent, or Firm*—Banner & Witcoff, Ltd.

(57) **CLAIM**

The ornamental design for a personal safety device, as shown and described.

**DESCRIPTION**

FIG. 1 is a perspective view of a personal safety device showing our new design;

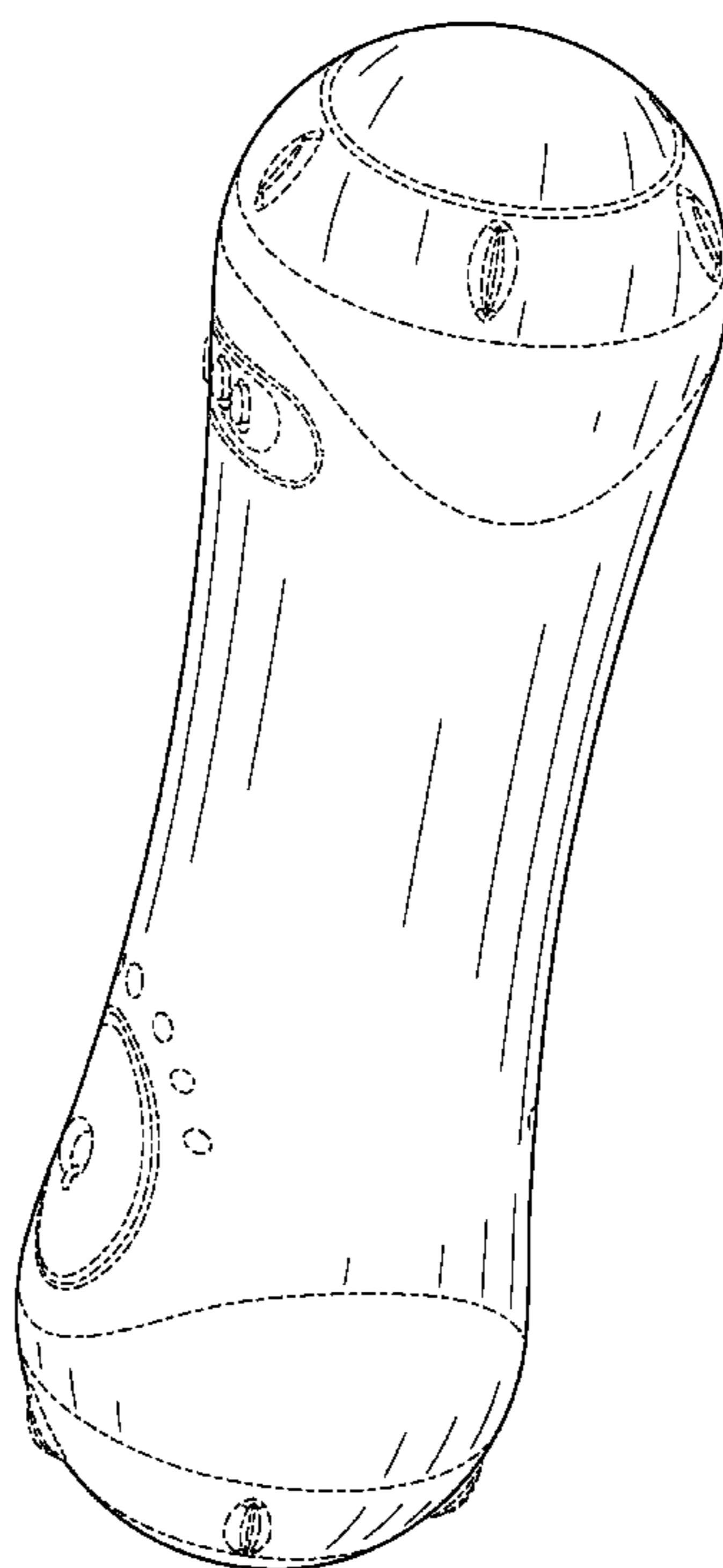
FIG. 2 is a front view thereof;

FIG. 3 is a rear view thereof; and,

FIG. 4 is a right side view thereof.

The broken line showing of the safety device depicts environmental subject matter only and forms no part of the claimed design.

**1 Claim, 4 Drawing Sheets**



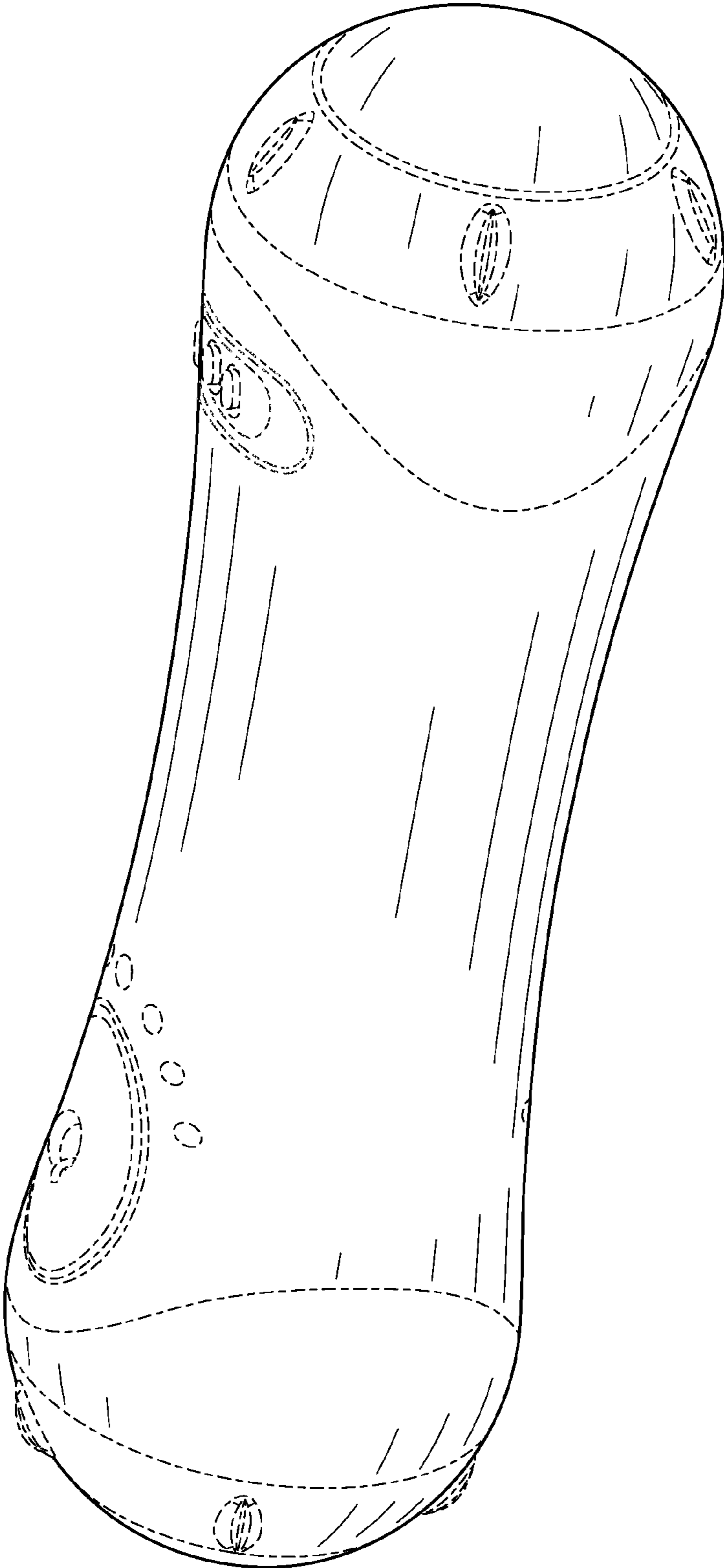


FIG. 1

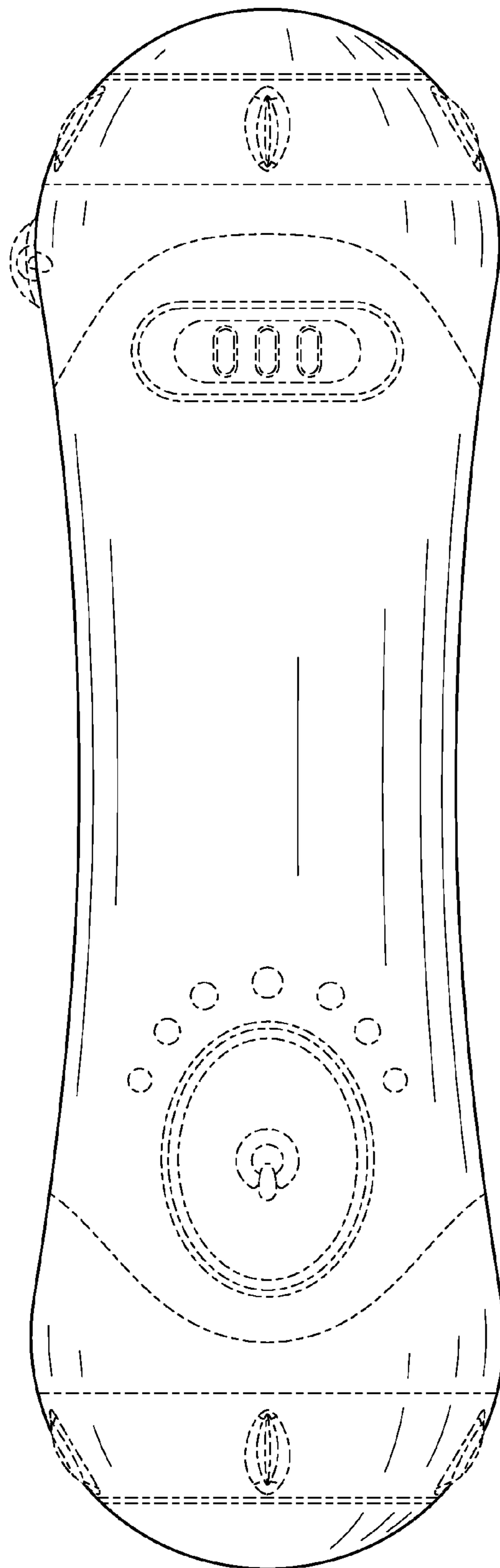


FIG. 2

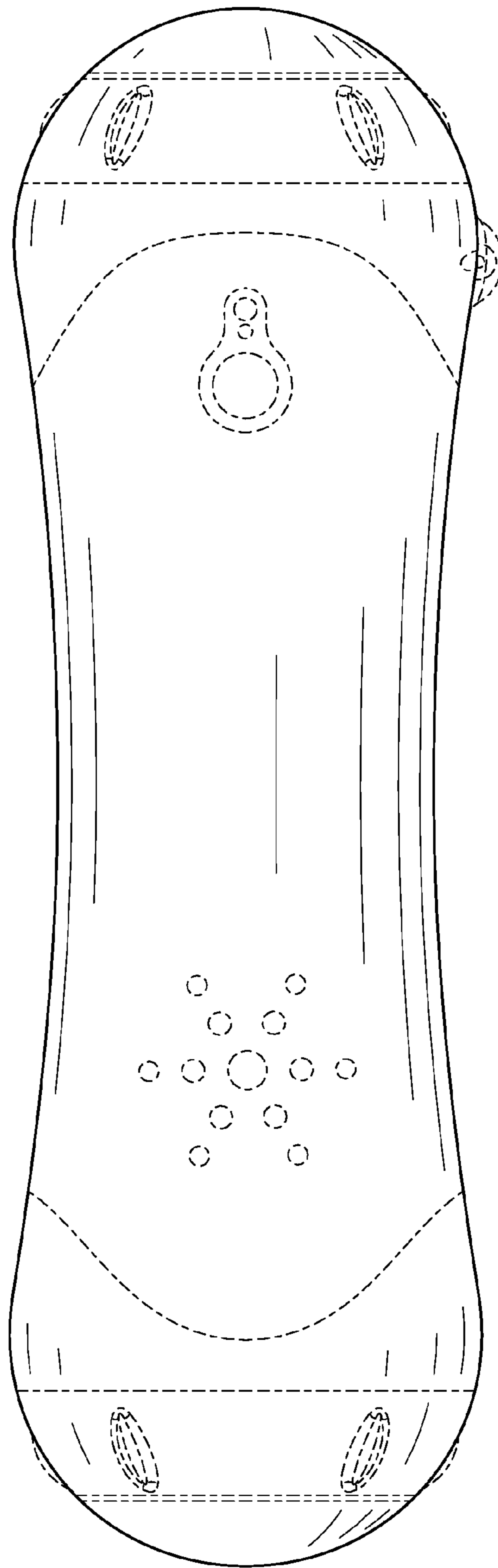


FIG. 3

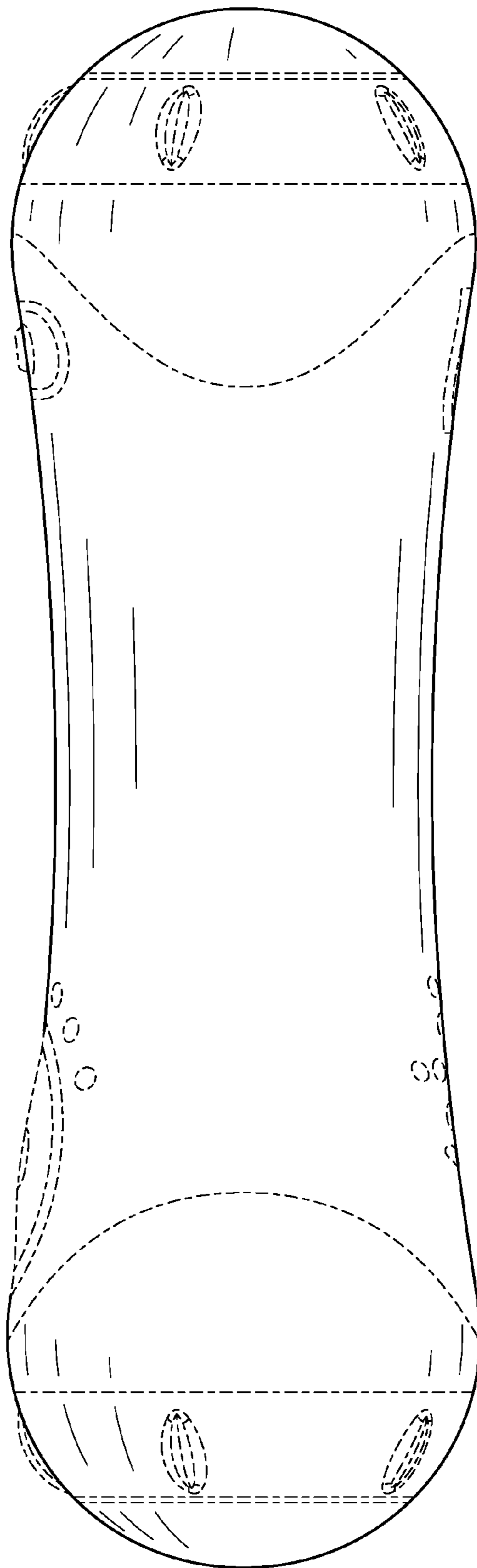


FIG. 4