



US00D629965S

(12) **United States Design Patent**  
**Chen**

(10) **Patent No.:** **US D629,965 S**  
(45) **Date of Patent:** **\*\* Dec. 28, 2010**

(54) **LIGHTER**

(76) **Inventor:** **Peter Chen**, 3431 Willowglen La., West Covina, CA (US) 91792

(\*\*) **Term:** **14 Years**

(21) **Appl. No.:** **29/329,867**

(22) **Filed:** **Dec. 23, 2008**

(51) **LOC (9) Cl.** ..... **27-05**

(52) **U.S. Cl.** ..... **D27/156**

(58) **Field of Classification Search** ..... D27/141,  
D27/152-160; 431/129-153, 253-257, 273-277  
See application file for complete search history.

(56) **References Cited**

**U.S. PATENT DOCUMENTS**

D359,143 S *	6/1995	Higuchi	.....	D27/154
D441,132 S *	4/2001	Xie et al.	.....	D27/157
D531,356 S *	10/2006	Ruan	.....	D27/156
D533,683 S *	12/2006	Ruan	.....	D27/154
D548,397 S *	8/2007	Luo	.....	D27/158
D548,882 S *	8/2007	Luo	.....	D27/158

\* cited by examiner

*Primary Examiner*—Jennifer Rivard  
(74) *Attorney, Agent, or Firm*—Pro-Techtor Int’l Services;  
Ralph Willgohs

(57) **CLAIM**

The ornamental design for the lighter, as shown and described.

**DESCRIPTION**

FIG. 1 is a perspective view of the lighter showing the new design;

FIG. 2 is a front view of the new design;

FIG. 3 is a rear view of the new design;

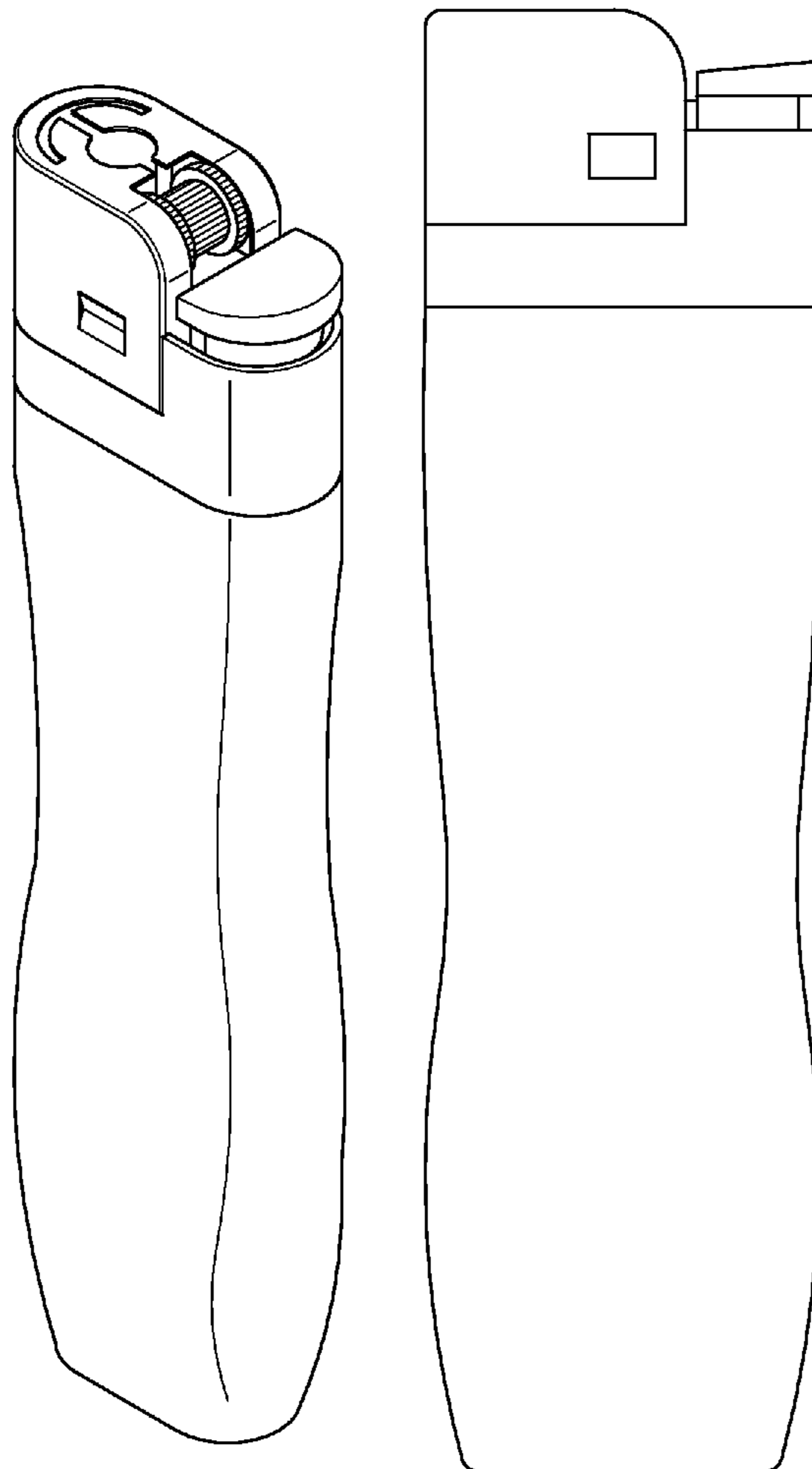
FIG. 4 is a left view of the new design;

FIG. 5 is a right view of the new design;

FIG. 6 is a top view of the new design; and,

FIG. 7 is a bottom view of the new design.

**1 Claim, 6 Drawing Sheets**



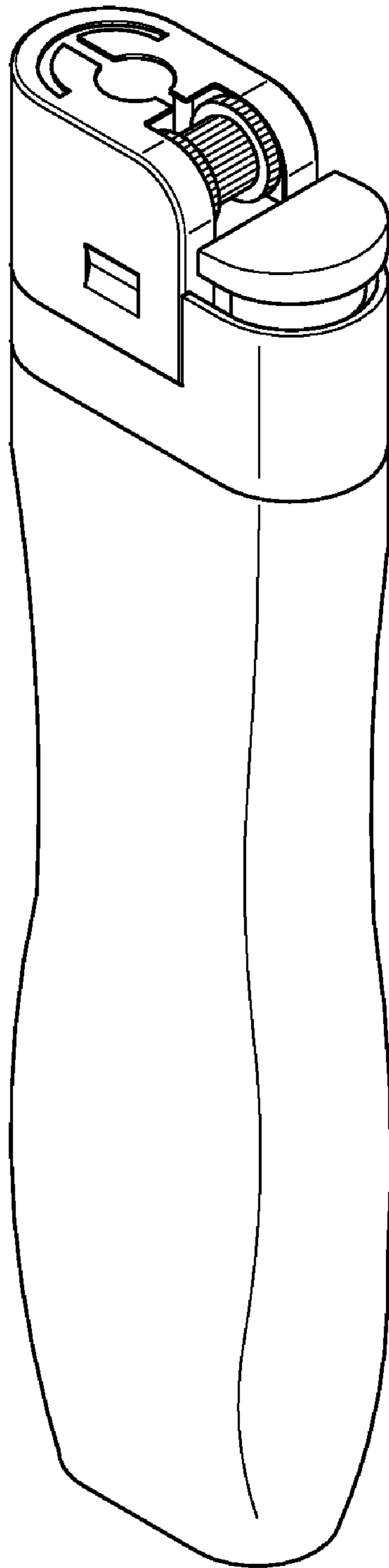


Fig. 1




Fig. 2




Fig. 3

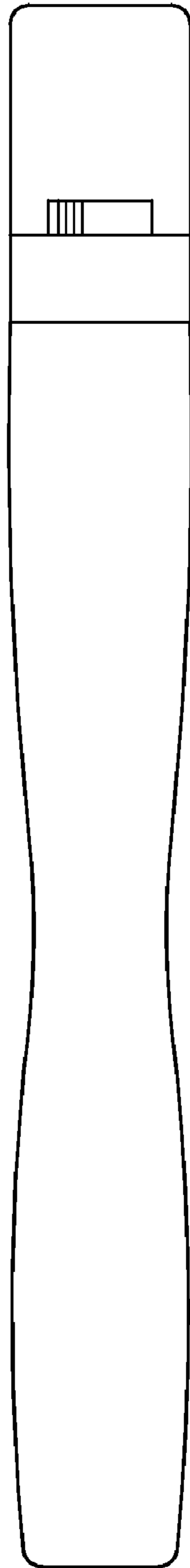


Fig. 4

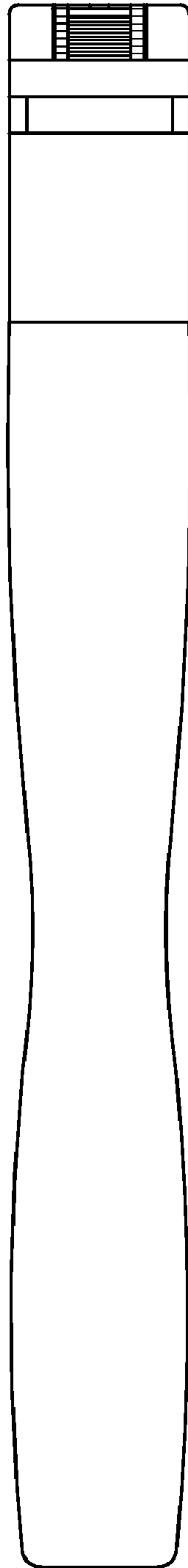


Fig. 5

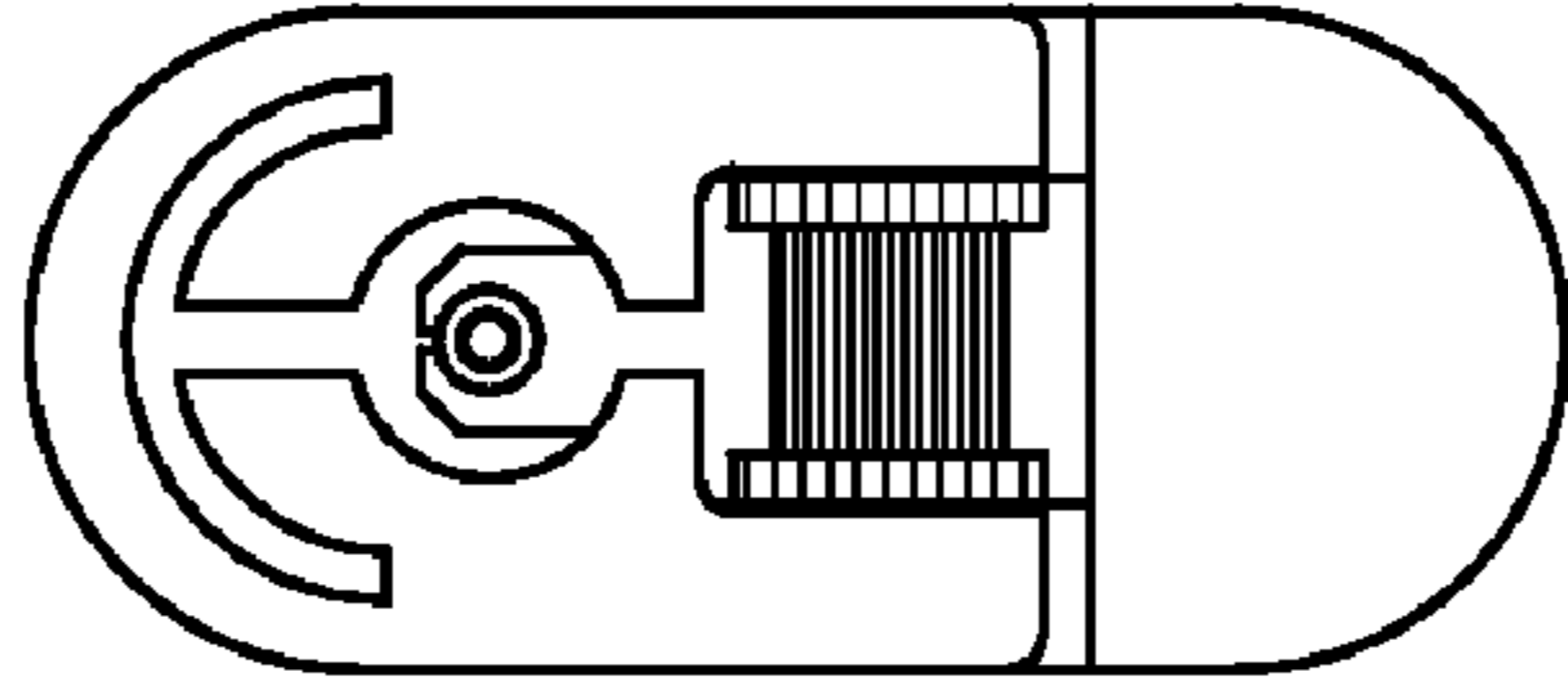


Fig. 6

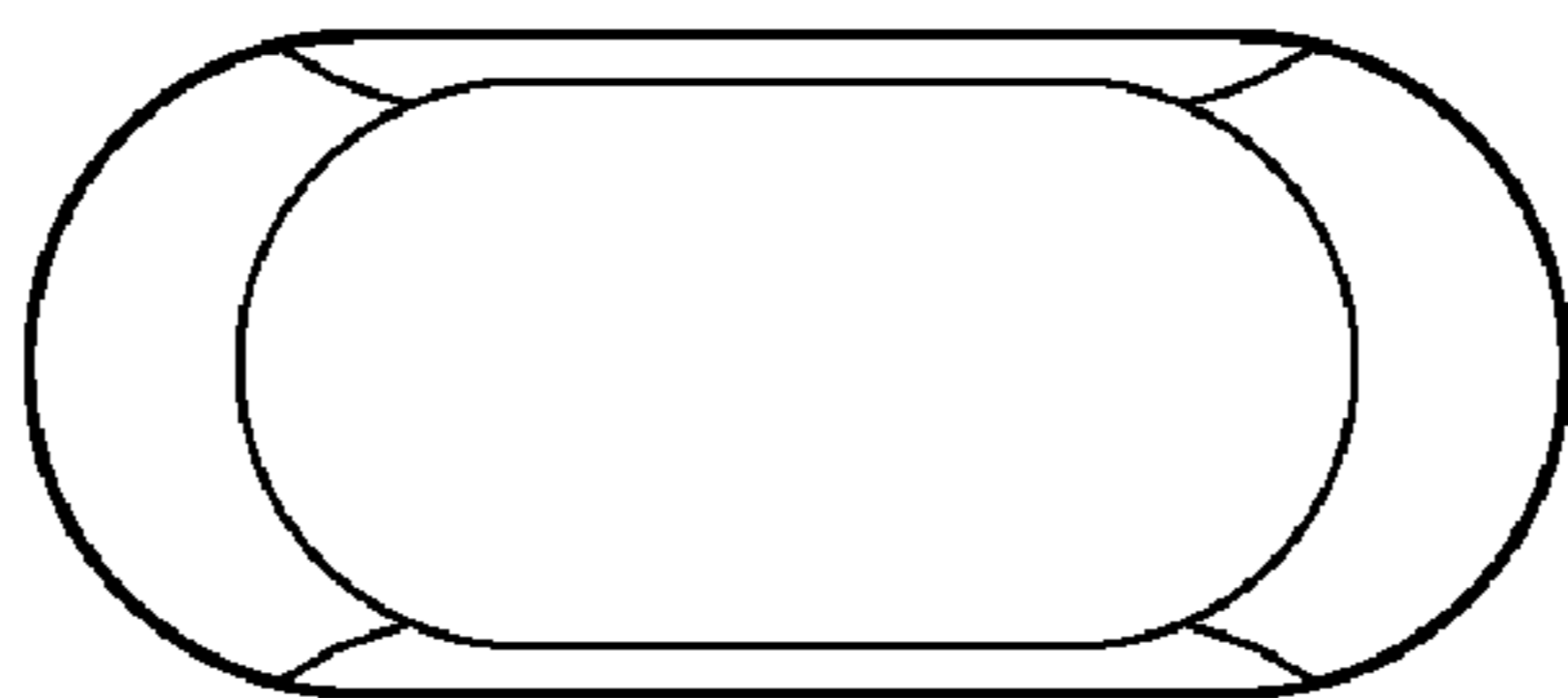


Fig. 7