



US00D629959S

(12) **United States Design Patent**  
**Boissevain**

(10) **Patent No.:** **US D629,959 S**

(45) **Date of Patent:** **\*\* Dec. 28, 2010**

(54) **LUMINAIRE FACE PLATE**

(75) Inventor: **Chris Boissevain**, Wimberley, TX (US)

(73) Assignee: **Koninklijke Philips Electronics N.V.**,  
Eindhoven (NL)

(\*\*) Term: **14 Years**

(21) Appl. No.: **29/337,426**

(22) Filed: **May 21, 2009**

(51) **LOC (9) Cl.** ..... **26-99**

(52) **U.S. Cl.** ..... **D26/120**

(58) **Field of Classification Search** ..... D26/142,  
D26/149, 150, 151, 152, 119, 121, 128, 129,  
D26/130, 140, 141, 76, 120, 122, 118, 113,  
D26/138, 74, 77, 60, 75, 78, 80, 81, 82, 83,  
D26/85, 86, 88, 89, 90, 26, 35; D8/312,  
D8/310, 305, 307; D11/90, 222, 226; 362/342,  
362/600, 601, 605, 606, 607, 608, 632, 633,  
362/558, 572, 573, 576, 145, 147, 217.01–217.11,  
362/217.14, 217.15, 246, 248, 279, 290,  
362/325, 354, 355, 364, 366; D23/254, 250;  
D6/580, 300, 492, 579; D25/103, 124, 122,  
D25/123, 125, 106, 109, 110, 138

See application file for complete search history.

(56) **References Cited**

**U.S. PATENT DOCUMENTS**

D79,979 S *	11/1929	Ohm	.....	D26/128
D111,540 S *	9/1938	Guyer	.....	D26/102
D161,830 S *	2/1951	Grossman	.....	D26/128
D162,345 S *	3/1951	Roney	.....	D23/366
D170,188 S *	8/1953	Flood, Jr.	.....	D26/85
D183,152 S *	7/1958	Wellhofer	.....	D10/118
D190,671 S *	6/1961	Rambusch	.....	D26/85
3,178,569 A *	4/1965	Martin	.....	362/296.05
D220,933 S *	6/1971	Kartarik	.....	D8/307
D223,546 S *	5/1972	Gandini	.....	D26/108
D285,489 S *	9/1986	Russell	.....	D26/86
D294,648 S *	3/1988	Platner	.....	D26/86
D323,906 S *	2/1992	Miranda et al.	.....	D26/85
D339,203 S *	9/1993	Namenye et al.	.....	D26/85

D398,415 S *	9/1998	Markee	.....	D26/87
D413,000 S *	8/1999	Littman	.....	D26/85
D424,229 S *	5/2000	Leen	.....	D26/71
D429,991 S *	8/2000	Short	.....	D8/307
D439,364 S *	3/2001	Avigor	.....	D26/118
D442,319 S *	5/2001	Hsu	.....	D26/87
D444,028 S *	6/2001	Rae	.....	D7/393
D445,718 S *	7/2001	Kejejian	.....	D11/90

(Continued)

*Primary Examiner*—Cathron C Brooks  
*Assistant Examiner*—Kevin K Rudzinski

(57) **CLAIM**

The ornamental design for a luminaire face plate, as shown and described.

**DESCRIPTION**

FIG. 1 is a left front top perspective view of the luminaire face plate of the present invention;

FIG. 2 is a front bottom perspective view of the luminaire face plate of FIG. 1;

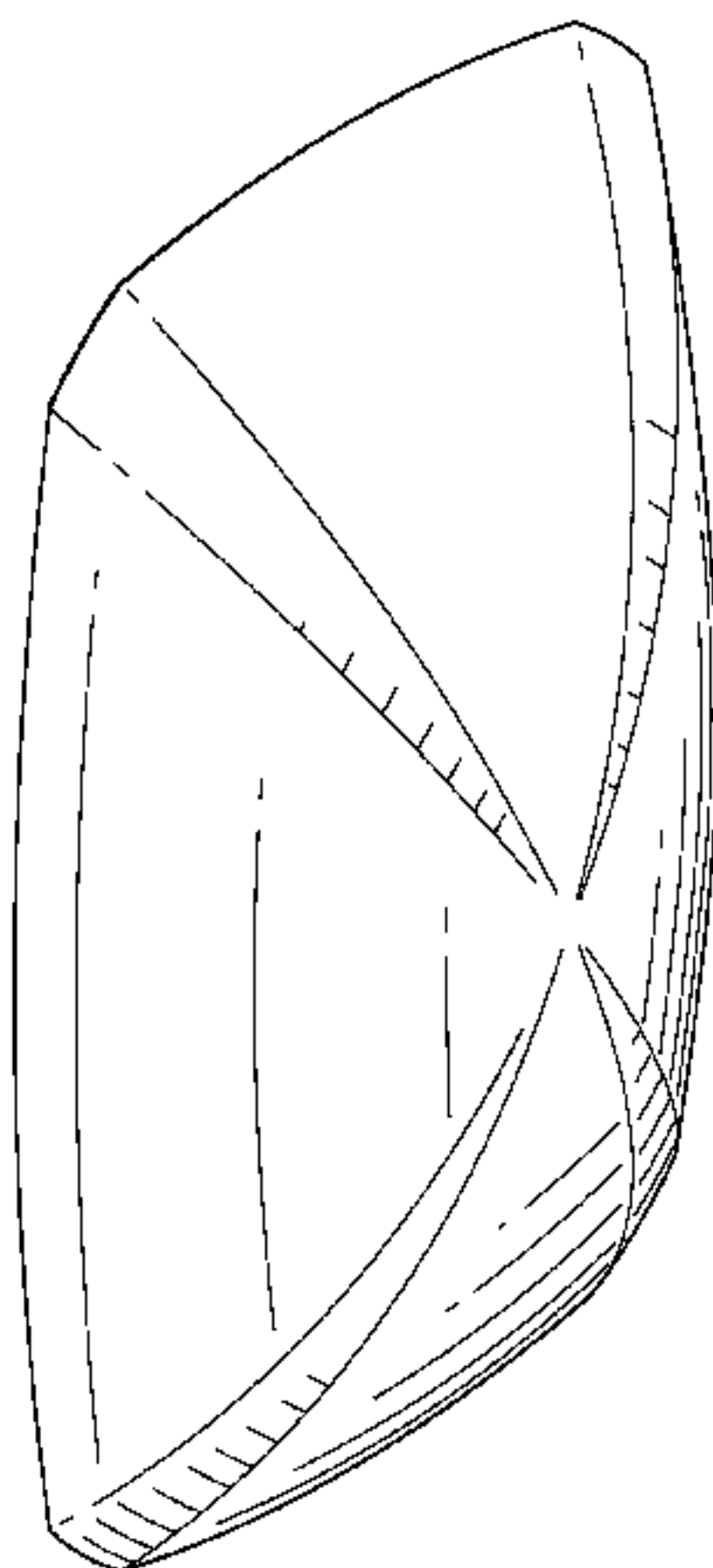
FIG. 3 is a front view of the luminaire face plate of FIG. 1;

FIG. 4 is a left side view of the luminaire face plate of FIG. 1, the right side view being a mirror image thereof; and,

FIG. 5 is a top view of the luminaire face plate of FIG. 1, the bottom view being a mirror image thereof.

The broken lines showing environmental structure are for illustrative purposes only and form no part of the claimed design. The rear portions of the luminaire face plate not shown in the drawings form no part of the claimed design.

**1 Claim, 5 Drawing Sheets**



# US D629,959 S

Page 2

---

## U.S. PATENT DOCUMENTS

D455,223 S *	4/2002	Crosby .....	D26/85	D507,844 S *	7/2005	Friedman .....	D26/118
D469,910 S *	2/2003	St-Pierre .....	D26/85	D522,909 S *	6/2006	Ambar .....	D11/90
D484,824 S *	1/2004	Namdar .....	D11/90	D548,641 S *	8/2007	Sha et al. ....	D11/90
D490,742 S *	6/2004	Kejajian .....	D11/90	D548,872 S *	8/2007	Dubbeldam et al. ....	D26/85
D499,480 S *	12/2004	Stauffer .....	D23/411	D556,935 S *	12/2007	Quioque et al. ....	D26/71
D501,422 S *	2/2005	Lax et al. ....	D11/90	D570,516 S *	6/2008	Orellana .....	D26/71
D503,650 S *	4/2005	Lax .....	D11/90	D579,599 S *	10/2008	Salatto-Rose .....	D26/85

\* cited by examiner

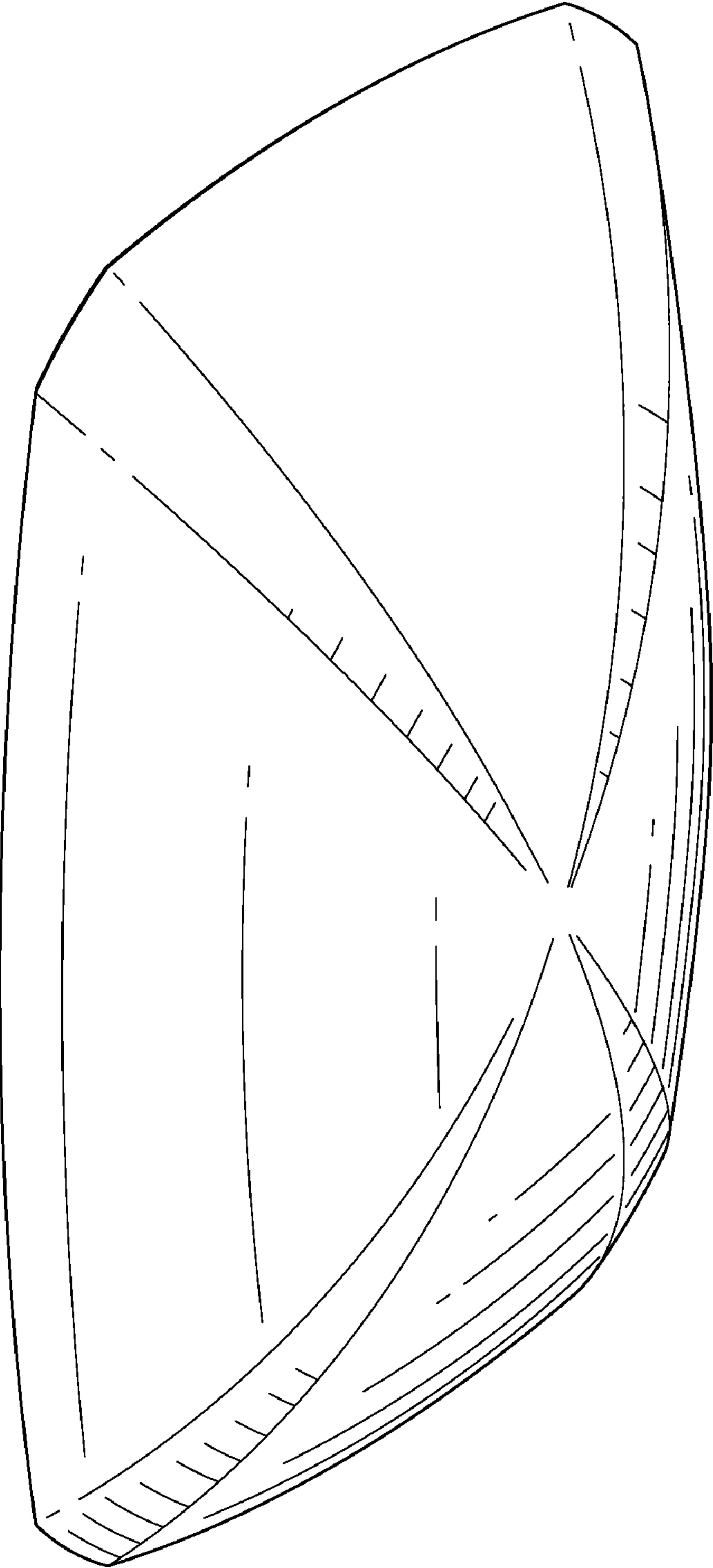


FIG. 1

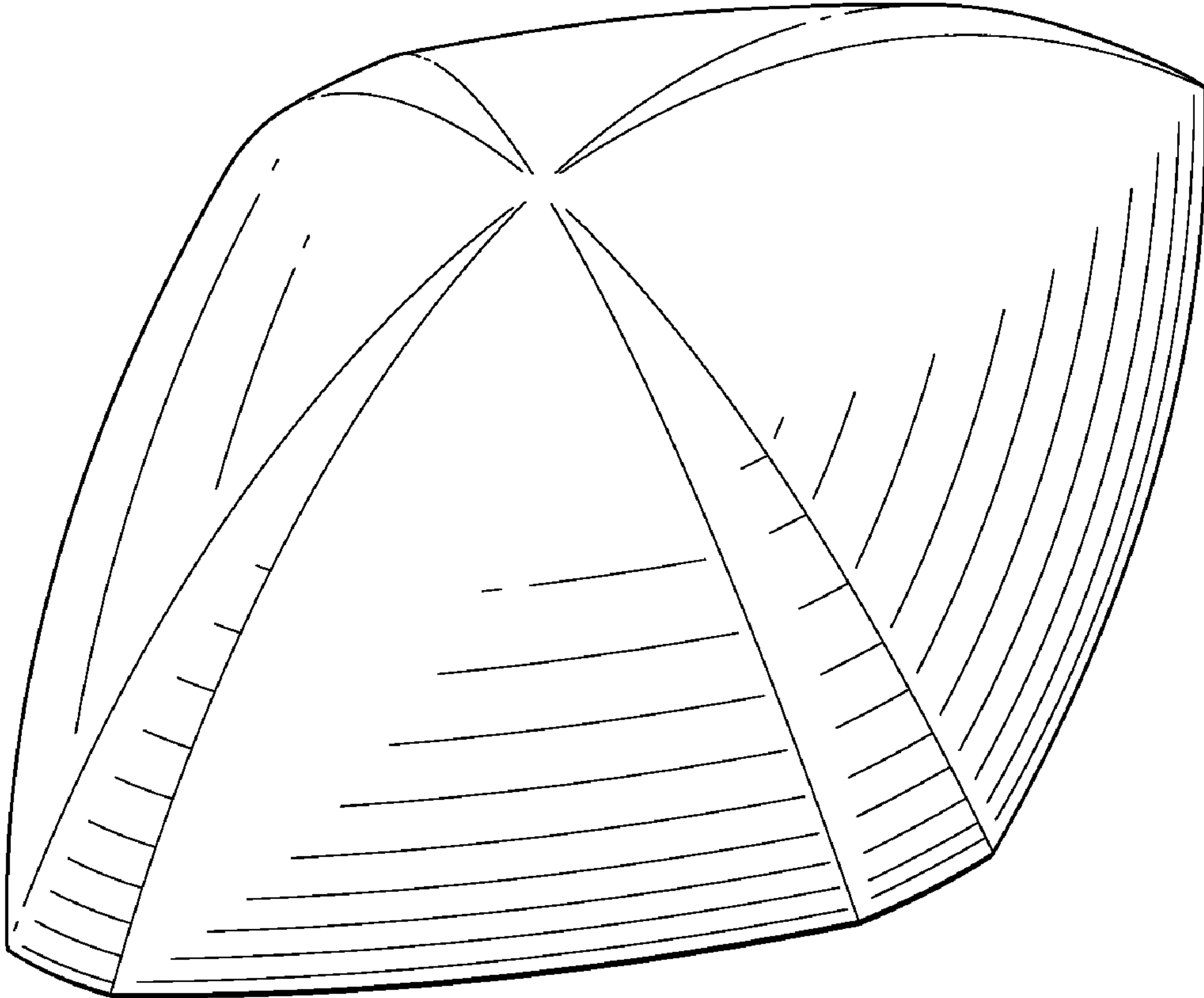


FIG. 2

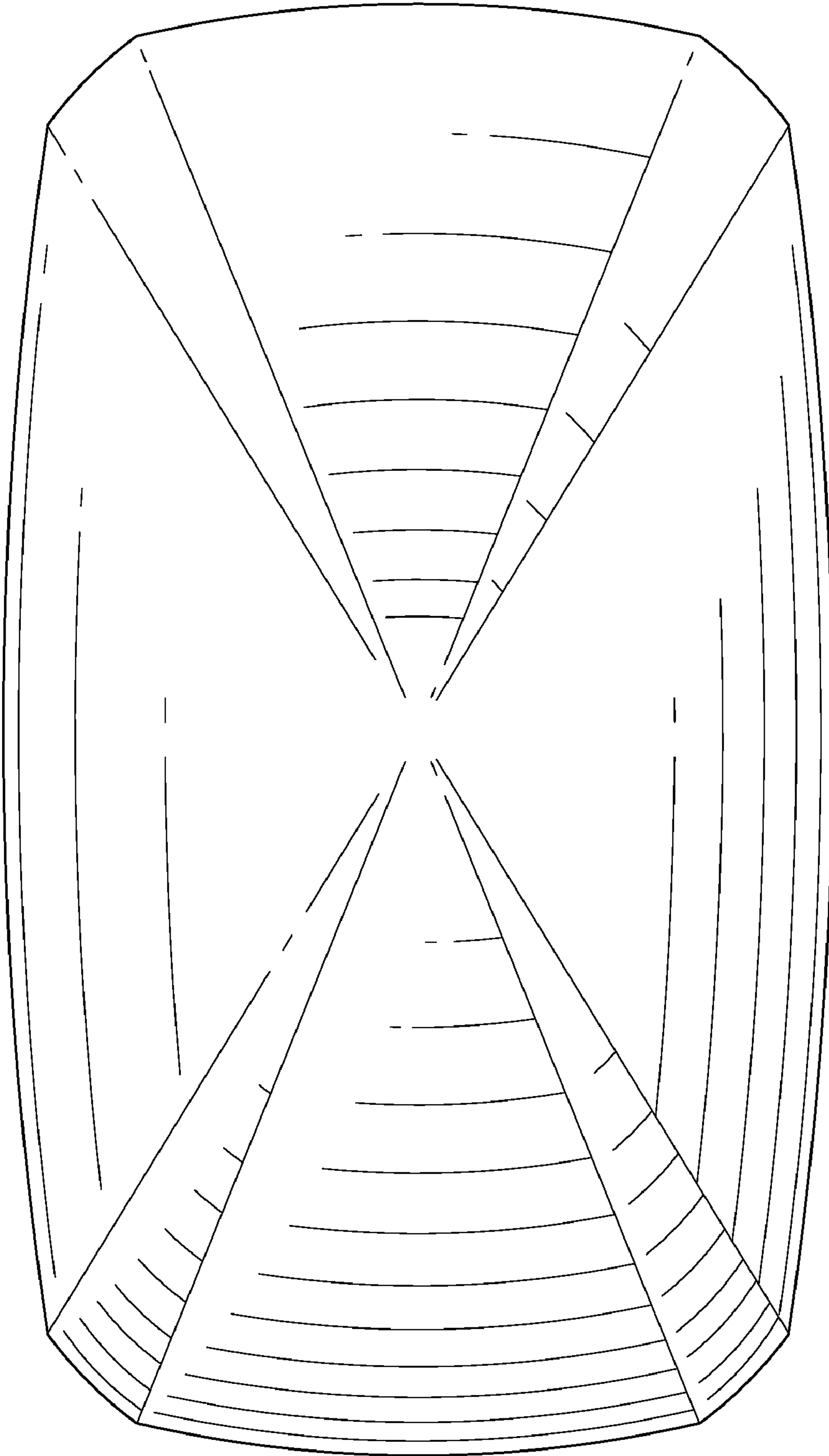


FIG. 3

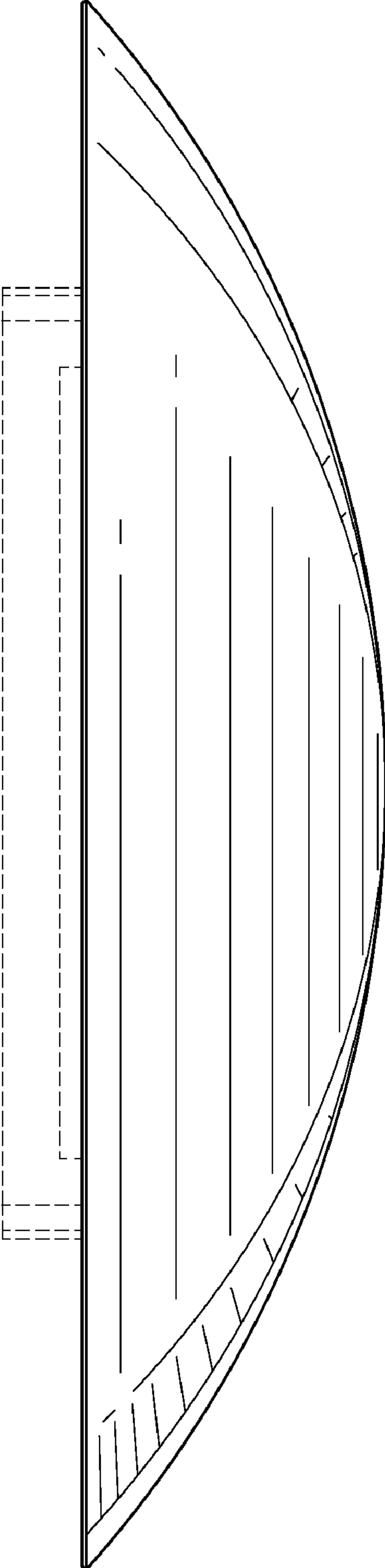


FIG. 4

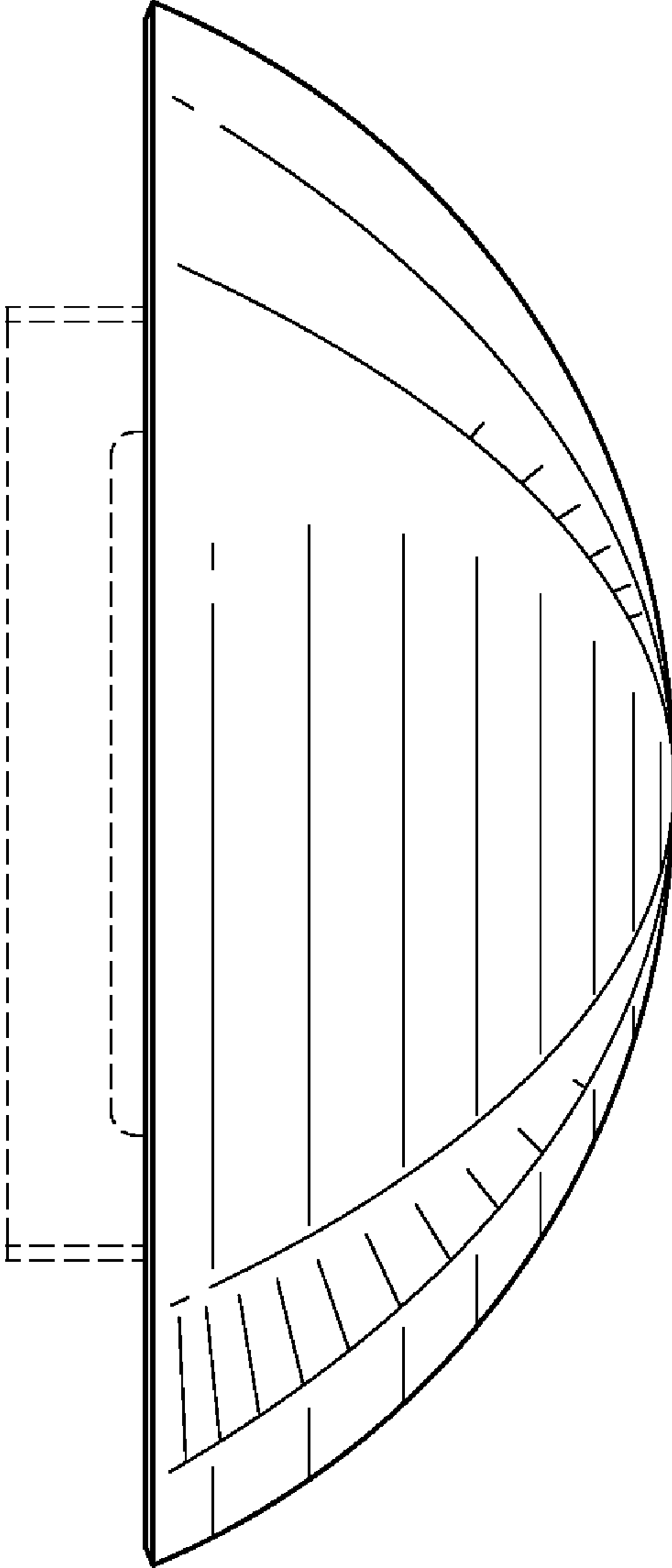


FIG. 5