



US00D629958S

(12) **United States Design Patent**
Kong et al.

(10) **Patent No.:** **US D629,958 S**
(45) **Date of Patent:** **** Dec. 28, 2010**

(54) **LED LAMP**

(75) Inventors: **Kyung-il Kong**, Seoul (KR); **Han Gyoul Kim**, Seoul (KR); **Hwayoung Kim**, Yongin (KR); **Ji Yeon Hyun**, Seongnam (KR)

(73) Assignee: **LG Innotek Co., Ltd.**, Seoul (KR)

(**) Term: **14 Years**

(21) Appl. No.: **29/365,316**

(22) Filed: **Jul. 8, 2010**

(30) **Foreign Application Priority Data**

Jan. 8, 2010 (KR) 30-2010-0000716

(51) **LOC (9) Cl.** **26-99**

(52) **U.S. Cl.** **D26/118**

(58) **Field of Classification Search** D26/136,
D26/63, 28, 60, 61, 142, 138, 141, 120, 118,
D26/88, 40, 37, 41, 42, 81, 84, 85, 113, 2,
D26/3, 123; 362/105, 475, 473, 219, 240,
362/244, 246, 294, 249.01-249.11, 179;
D13/147, 179, 180, 108, 134; 315/58; D34/27;
D9/425, 431, 756; D8/354; 40/553, 617,
40/492; D20/10, 42; D25/124; 439/22

See application file for complete search history.

(56) **References Cited**

U.S. PATENT DOCUMENTS

D158,687 S * 5/1950 Raben D26/77
2,946,880 A * 7/1960 Picha et al. 362/224
D245,534 S * 8/1977 Segil D26/121

D245,536 S * 8/1977 Segil D26/121
D455,516 S * 4/2002 Casciani et al. D26/76
D459,517 S * 6/2002 Shemitz et al. D26/76
D480,172 S * 9/2003 Herst et al. D26/121
D480,500 S * 10/2003 Herst et al. D26/121

* cited by examiner

Primary Examiner—Cathron C Brooks

Assistant Examiner—Kevin K Rudzinski

(74) *Attorney, Agent, or Firm*—Park, Kim & Suh, LLC

(57) **CLAIM**

The ornamental design for an LED lamp, as shown and described.

DESCRIPTION

FIG. 1 is a perspective view of an LED lamp showing our new design;

FIG. 2 is a front view thereof, a rear view being a mirror image of the front view;

FIG. 3 is a left side view thereof, a right side view being a mirror image of the left side view;

FIG. 4 is a top plan view thereof;

FIG. 5 is a bottom plan view thereof;

FIG. 6 is a perspective view showing an enlarged portion of the LED lamp in the circular broken line; and,

FIG. 7 is a perspective view showing an enlarged portion of the LED lamp in the circular broken line.

The broken lines shown in the figures are for the purpose of illustrating environmental structure and unclaimed portions of the LED lamp, and form no part of the claimed design.

1 Claim, 7 Drawing Sheets

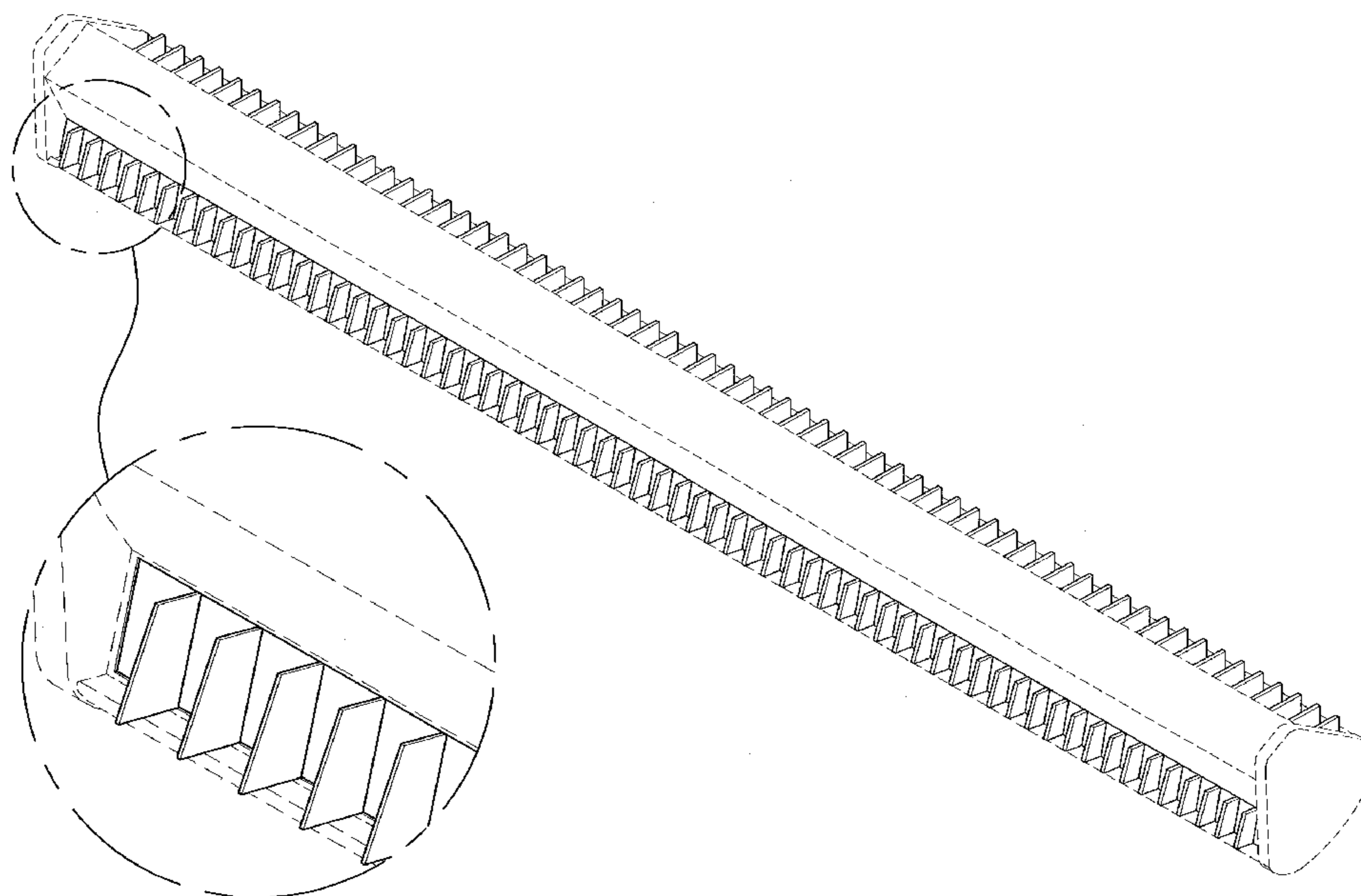


FIG. 1




FIG. 2

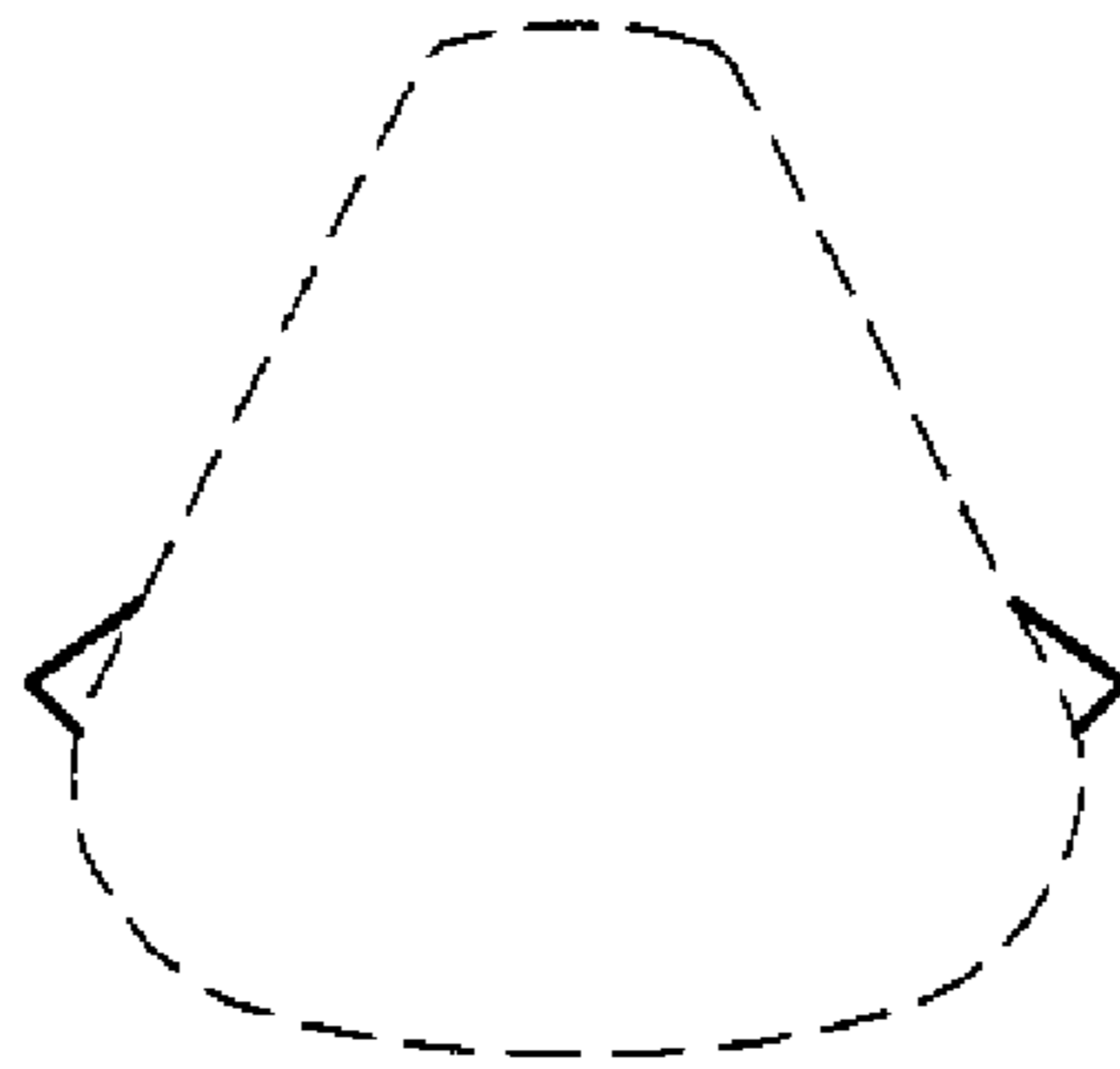


FIG. 3

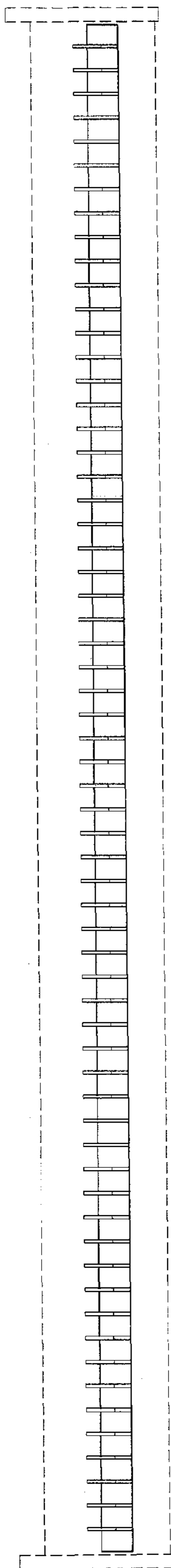


FIG. 4

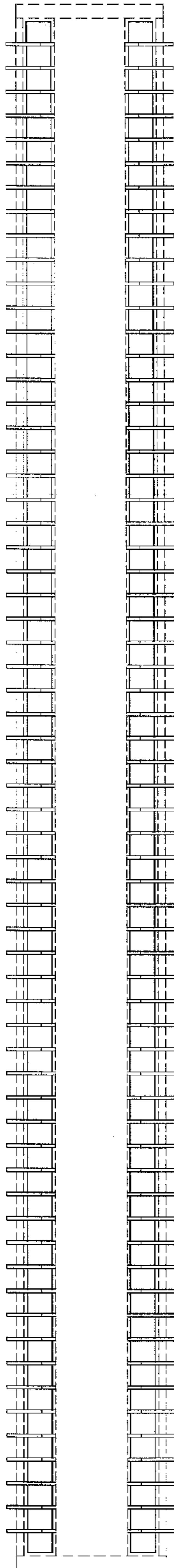


FIG. 5

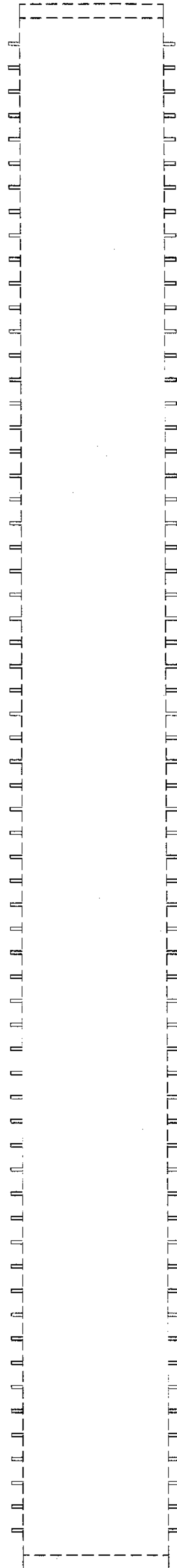


FIG. 6

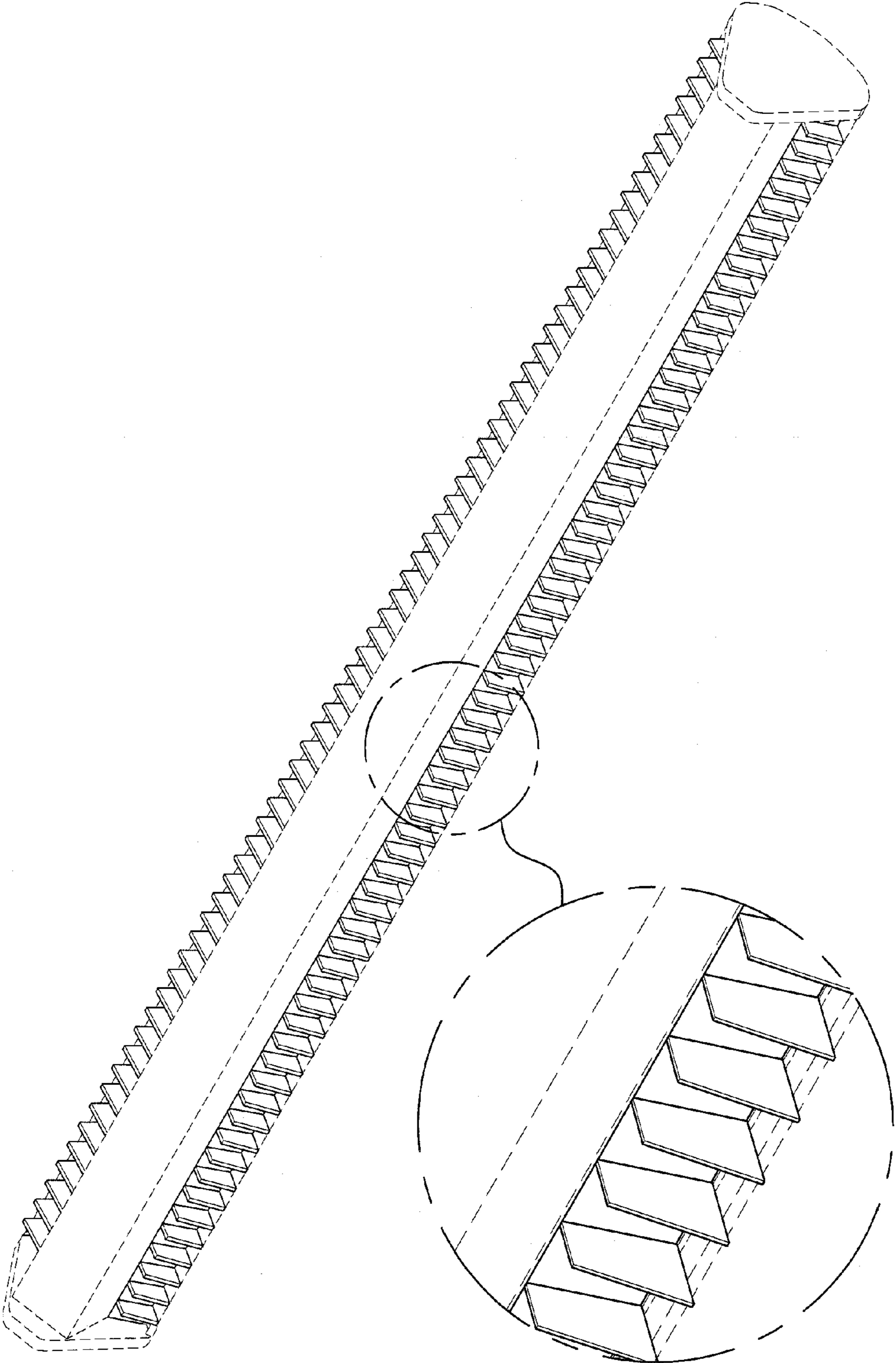


FIG. 7

