



US00D629859S

(12) **United States Design Patent**
Buksa

(10) **Patent No.:** **US D629,859 S**

(45) **Date of Patent:** **** Dec. 28, 2010**

(54) **LONGBOARD**

(75) Inventor: **Graham Christopher Buksa**, North Vancouver (CA)

(73) Assignee: **Rayne Longboards**, North Vancouver, British Columbia (CA)

(**) Term: **14 Years**

(21) Appl. No.: **29/351,889**

(22) Filed: **Dec. 14, 2009**

(51) **LOC (9) Cl.** **21-02**

(52) **U.S. Cl.** **D21/765; D21/771**

(58) **Field of Classification Search** D21/419, D21/421, 423, 426, 760, 765, 766, 769, 771, D21/776, 803; D12/1; 280/7.14, 11.115, 280/11.27, 11.28, 14.21, 87.01, 87.021, 87.03, 280/87.041, 87.042, 809; 180/180, 181
See application file for complete search history.

(56) **References Cited**

U.S. PATENT DOCUMENTS

D238,500 S *	1/1976	Candler	D21/765
D252,346 S *	7/1979	Solheim	D21/765
D252,347 S *	7/1979	Solheim	D21/765
4,295,656 A *	10/1981	Moore	280/87.042
D345,406 S *	3/1994	Shankland et al.	D21/765
D413,954 S *	9/1999	Gerlach	D21/765
D444,197 S *	6/2001	Augustin	D21/765
D483,087 S *	12/2003	Greenhalgh	D21/765
7,172,205 B1 *	2/2007	Vujtech	280/87.021
7,213,823 B1 *	5/2007	Vujtech	280/87.021
D558,290 S *	12/2007	Findling et al.	D21/765
D561,860 S *	2/2008	Carlson et al.	D21/760

2003/0155733 A1* 8/2003 Tan et al. 280/87.042

* cited by examiner

Primary Examiner—Cynthia M Chin

(74) *Attorney, Agent, or Firm*—Gavrilovich, Dodd & Lindsey; Gregory P. Einhom

(57) **CLAIM**

The ornamental design for a longboard, as shown and described.

DESCRIPTION

FIG. 1 is a front perspective view of a first embodiment of a longboard showing my new design;

FIG. 2 is a left side view thereof;

FIG. 3 is a right side view thereof;

FIG. 4 is a rear view thereof;

FIG. 5 is a front view thereof;

FIG. 6 is a top view thereof;

FIG. 7 is a bottom view thereof;

FIG. 8 is a front perspective view of a second embodiment of a longboard;

FIG. 9 is a left side view thereof;

FIG. 10 is a right side view thereof;

FIG. 11 is a rear view thereof;

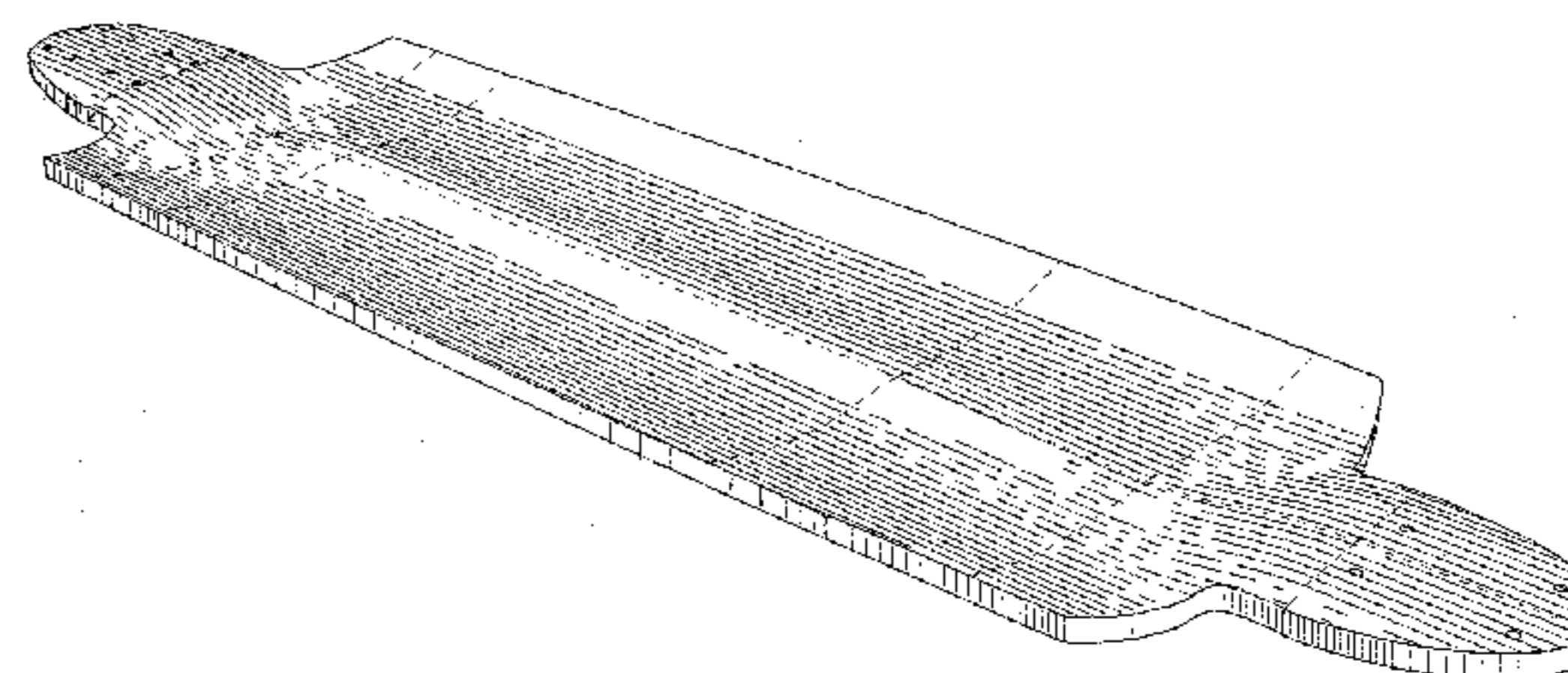
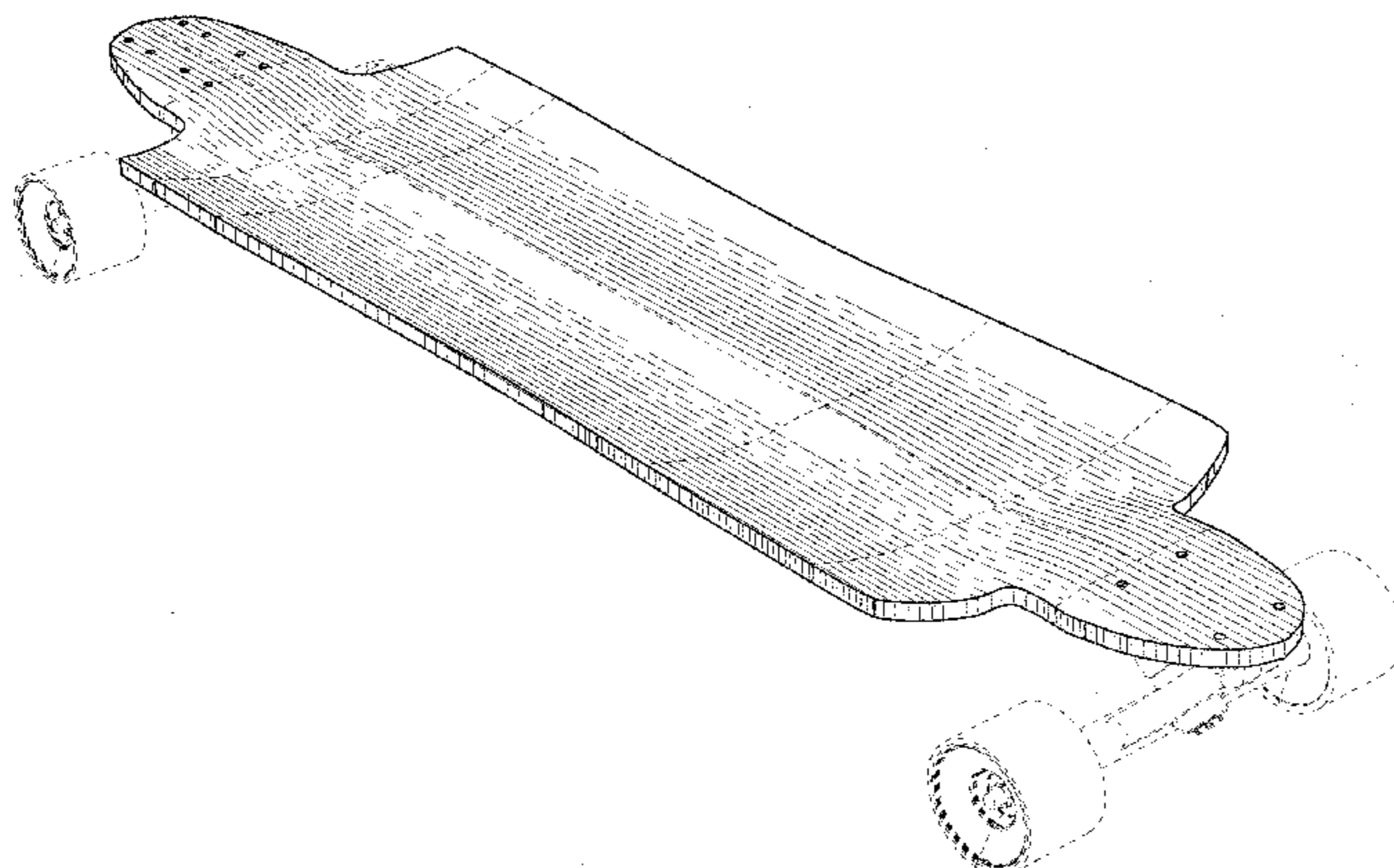
FIG. 12 is a front view thereof;

FIG. 13 is a top view thereof; and,

FIG. 14 is a bottom view thereof.

The broken lines represent portions of the design that form no part of the claim.

1 Claim, 14 Drawing Sheets



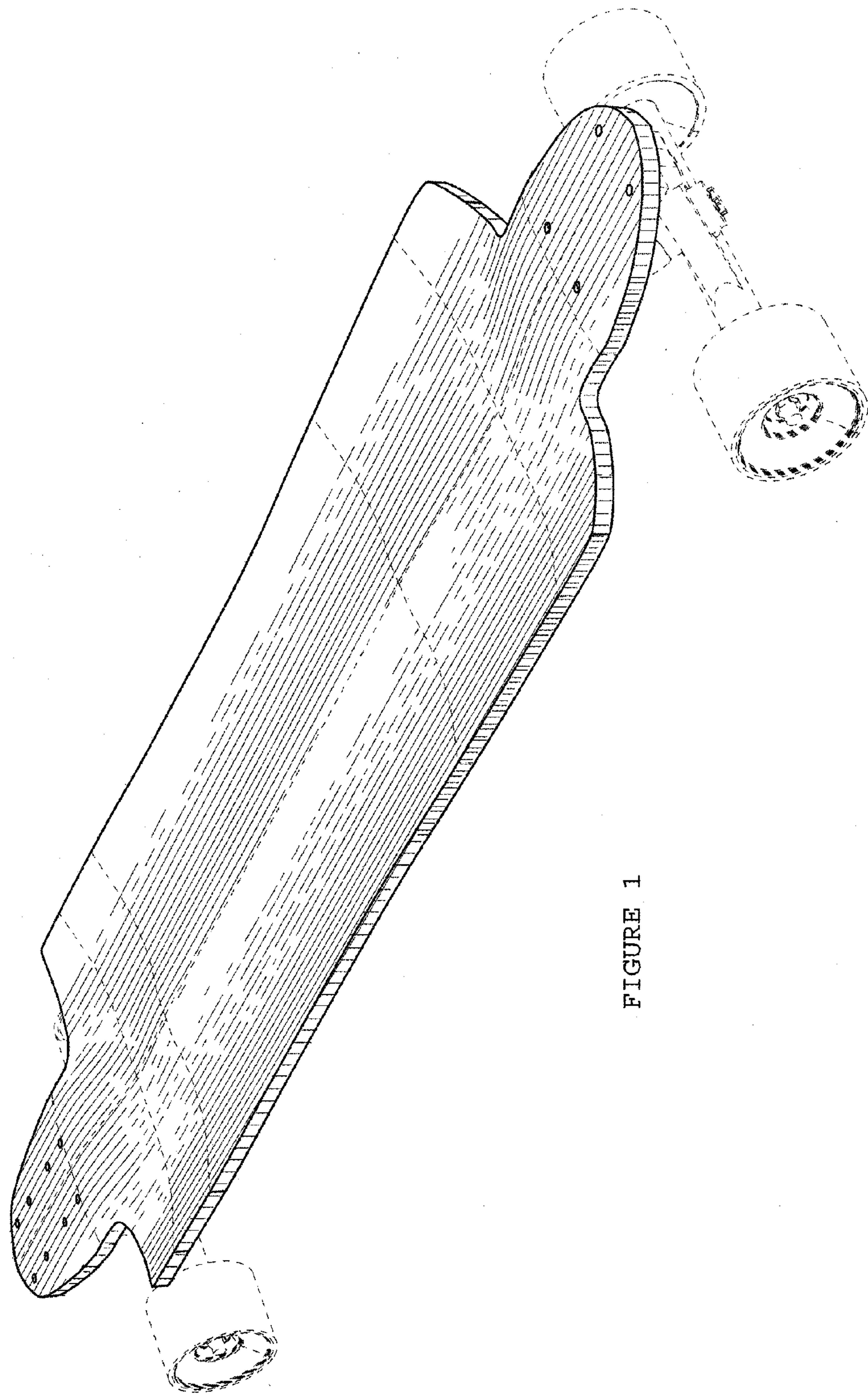


FIGURE 1

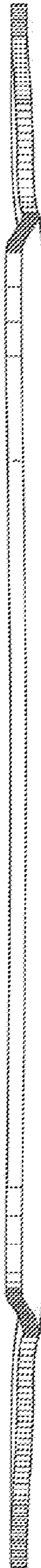


FIGURE 2




FIGURE 3




FIGURE 4




FIGURE 5

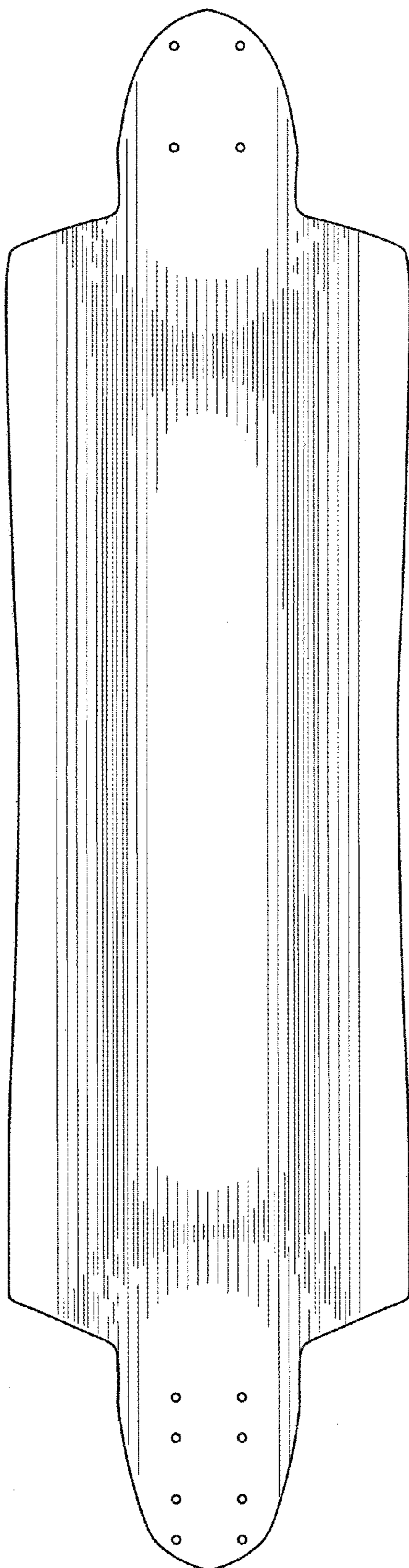


FIGURE 6




FIGURE 7

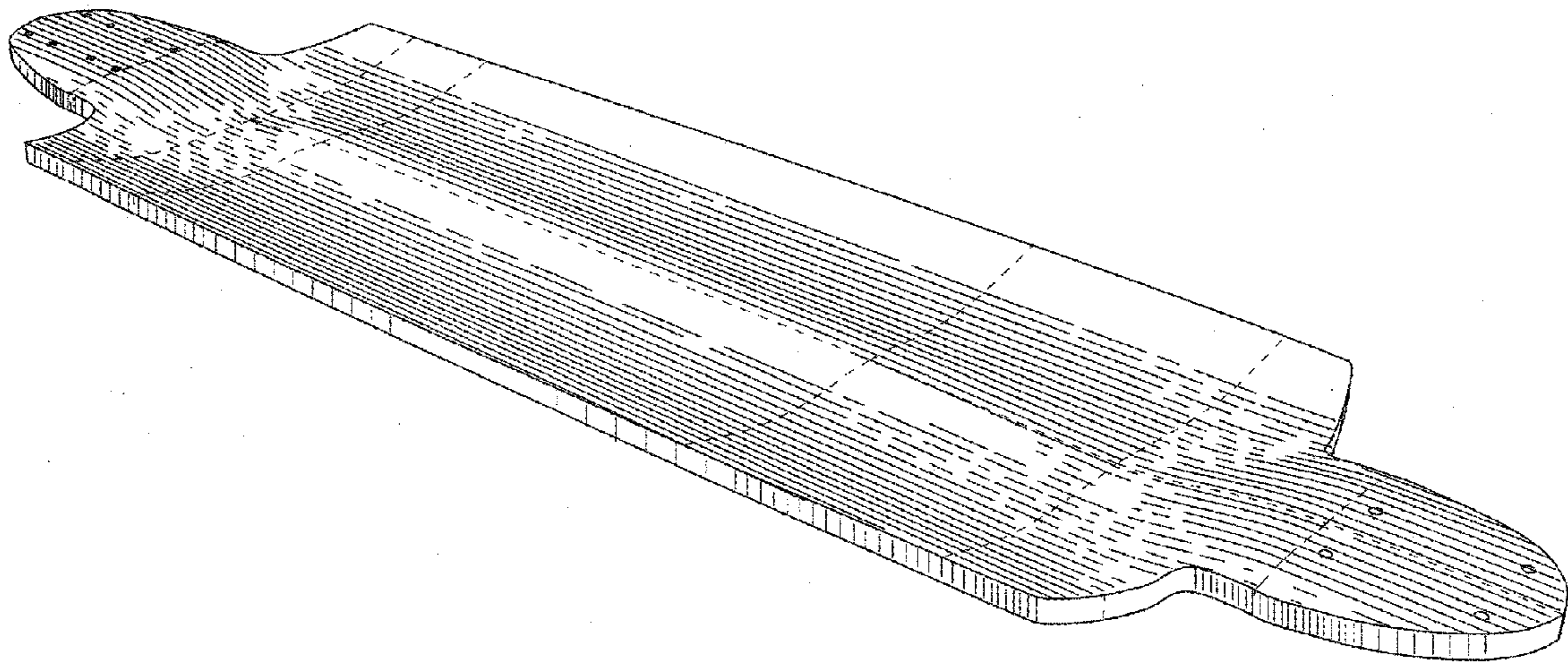


FIGURE 8

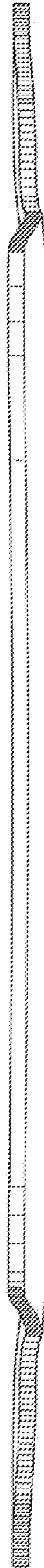


FIGURE 9




FIGURE 10




FIGURE 11




FIGURE 12

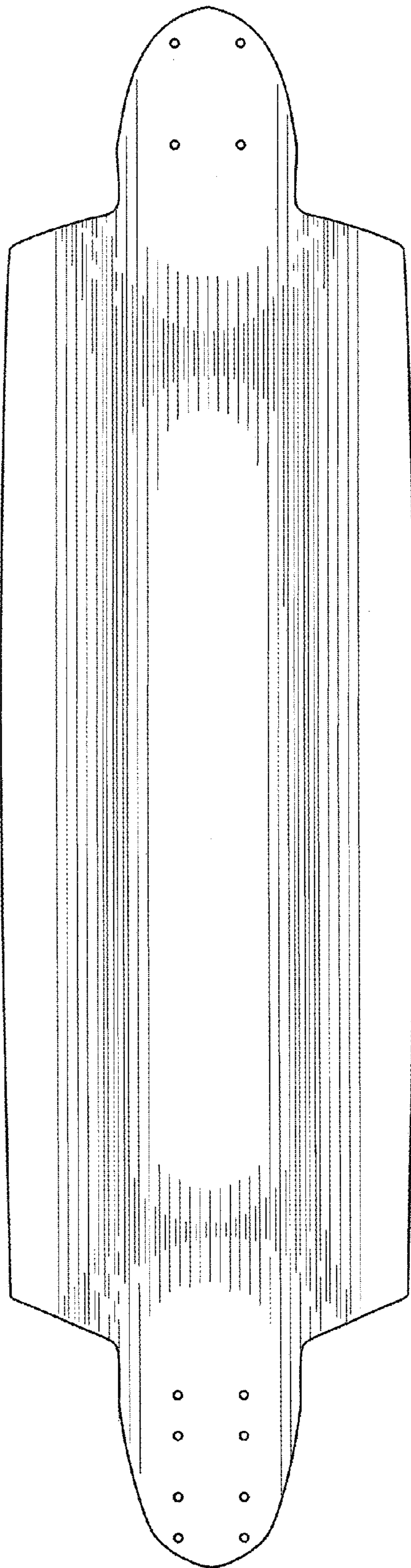


FIGURE 13




FIGURE 14