



US00D629857S

(12) **United States Design Patent**  
**Gill et al.**

(10) **Patent No.:** **US D629,857 S**  
(45) **Date of Patent:** **\*\* Dec. 28, 2010**

(54) **GOLF GRIP**

(75) Inventors: **David Keith Gill**, Pinehurst, NC (US);  
**Billy Dee Wood**, Whispering Pines, NC  
(US); **Richard Andrew Black**,  
Pinebluff, NC (US)

(73) Assignee: **Eaton Corpotation**, Cleveland, OH  
(US)

(\*\*) Term: **14 Years**

(21) Appl. No.: **29/350,760**

(22) Filed: **Nov. 23, 2009**

(51) **LOC (9) Cl.** ..... **21-02**

(52) **U.S. Cl.** ..... **D21/756**

(58) **Field of Classification Search** ..... D21/756;  
150/160

See application file for complete search history.

(56) **References Cited**

**U.S. PATENT DOCUMENTS**

D172,416 S *	6/1954	Brandon et al. ....	D21/756
D258,750 S *	3/1981	Hallaman et al. ....	D21/756
D362,891 S *	10/1995	Solheim .....	D21/756
D363,963 S *	11/1995	Boone et al. ....	D21/756
D394,889 S *	6/1998	Haines et al. ....	D21/756
D469,137 S *	1/2003	Huang .....	D21/756

D469,138 S *	1/2003	Huang .....	D21/756
D469,492 S *	1/2003	Huang .....	D21/756
D477,374 S *	7/2003	Huang .....	D21/756
D478,141 S *	8/2003	Huang .....	D21/756
D504,928 S *	5/2005	Miller .....	D21/756
D525,332 S *	7/2006	Miller .....	D21/756
D525,673 S *	7/2006	Miller .....	D21/756
D530,762 S *	10/2006	Chen .....	D21/756
D534,607 S *	1/2007	Norton et al. ....	D21/756
D602,104 S *	10/2009	Black et al. ....	D21/756

\* cited by examiner

*Primary Examiner*—Mitchell I Siegel

(74) *Attorney, Agent, or Firm*—Daniel S. Kalka

(57) **CLAIM**

The ornamental design for a golf grip, substantially as shown and described.

**DESCRIPTION**

FIG. 1 is a top front perspective view of the golf grip;

FIG. 2 is a frontal view of the golf grip;

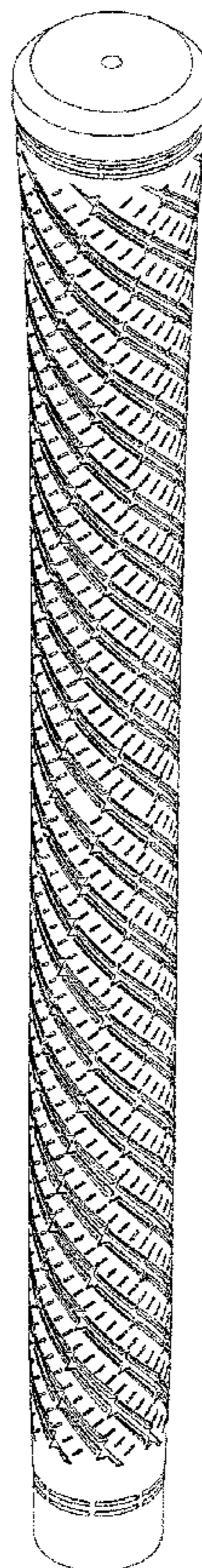
FIG. 3 is a rear view of the golf grip;

FIG. 4 is a left side view of the golf grip;

FIG. 5 is a right side view of the golf grip; and,

FIG. 6 is a top view of the golf grip.

**1 Claim, 2 Drawing Sheets**





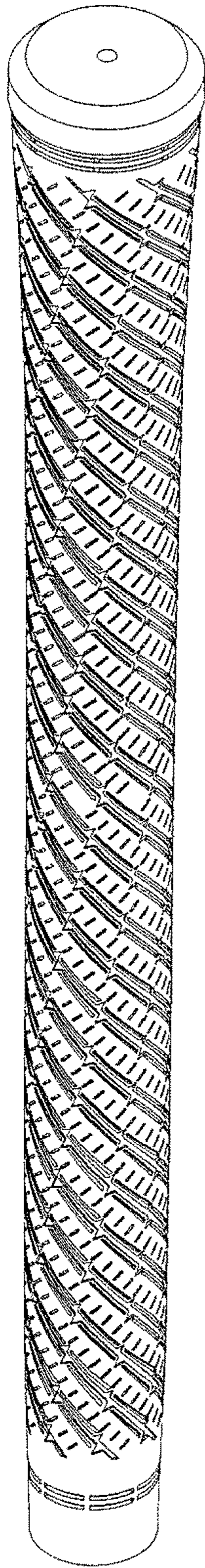


Fig. 1

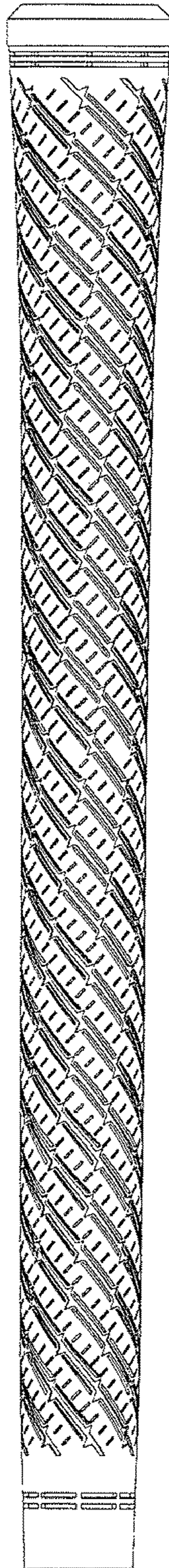


Fig. 2

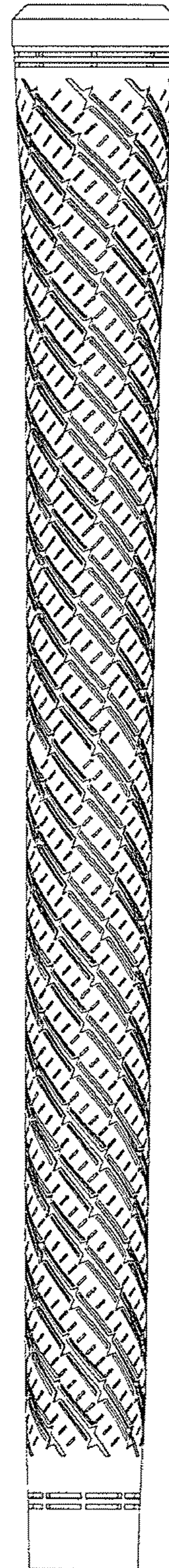


Fig. 3



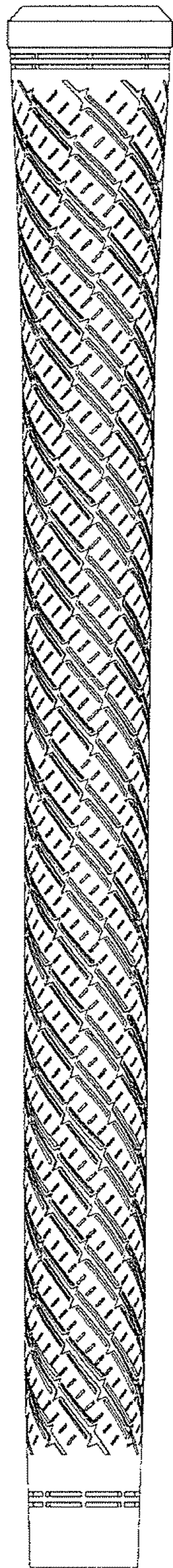


Fig. 4

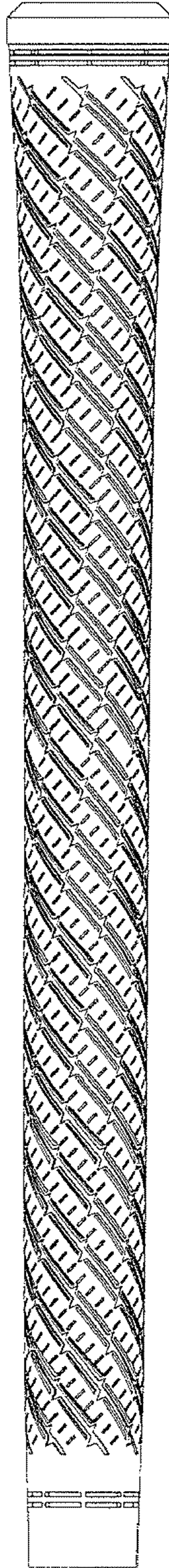


Fig. 5

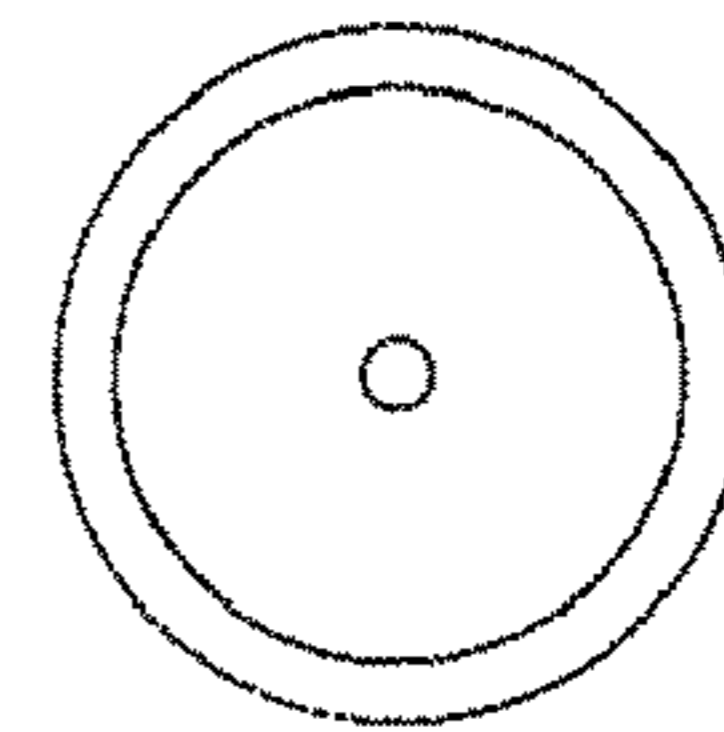


Fig. 6