



US00D629854S

(12) **United States Design Patent**
Edison

(10) **Patent No.:** **US D629,854 S**

(45) **Date of Patent:** **** Dec. 28, 2010**

(54) **GOLF BALL**

(76) Inventor: **David Edison**, 21 Beulah Road, London
(GB) E17 9LG

(**) Term: **14 Years**

(21) Appl. No.: **29/358,804**

(22) Filed: **Apr. 1, 2010**

(30) **Foreign Application Priority Data**

Oct. 6, 2009 (EM) 001620089

(51) **LOC (9) Cl.** **21-02**

(52) **U.S. Cl.** **D21/708; D21/713**

(58) **Field of Classification Search** D21/707-714;
473/280, 281, 351-385, 569-614; 40/327
See application file for complete search history.

(56) **References Cited**

U.S. PATENT DOCUMENTS

D141,546 S *	6/1945	Glass	D21/714
3,819,190 A *	6/1974	Nepela et al.	473/383
4,345,759 A *	8/1982	Nims	473/569
D268,853 S *	5/1983	Brine, Jr.	D21/713
4,796,888 A *	1/1989	Louez	446/243
D382,611 S *	8/1997	Lai	D21/713
5,713,799 A *	2/1998	Balmat	473/200
D474,518 S *	5/2003	Westlund	D21/713

D595,366 S * 6/2009 Katzke D21/713
2008/0293520 A1* 11/2008 Brown 473/446

FOREIGN PATENT DOCUMENTS

JP 09313645 A * 12/1997
JP 2001353234 A * 12/2001
JP 2007029744 A * 2/2007

* cited by examiner

Primary Examiner—Catherine Tuttle

(74) *Attorney, Agent, or Firm*—Galbreath Law Offices, P.C.;
John A. Galbreath

(57) **CLAIM**



The ornamental design for a golf ball, as shown and described.

DESCRIPTION

FIG. 1 is a top view of the golf ball showing my new design;
FIG. 2 is a bottom view thereof;
FIG. 3 is a front view thereof;
FIG. 4 is a back view thereof;
FIG. 5 is a side view thereof; and,
FIG. 6 is the side view opposite to FIG. 5.

The broken lines are included for the purpose of illustrating a surface motif that forms no part of the claimed design.

1 Claim, 6 Drawing Sheets






FIG. 1

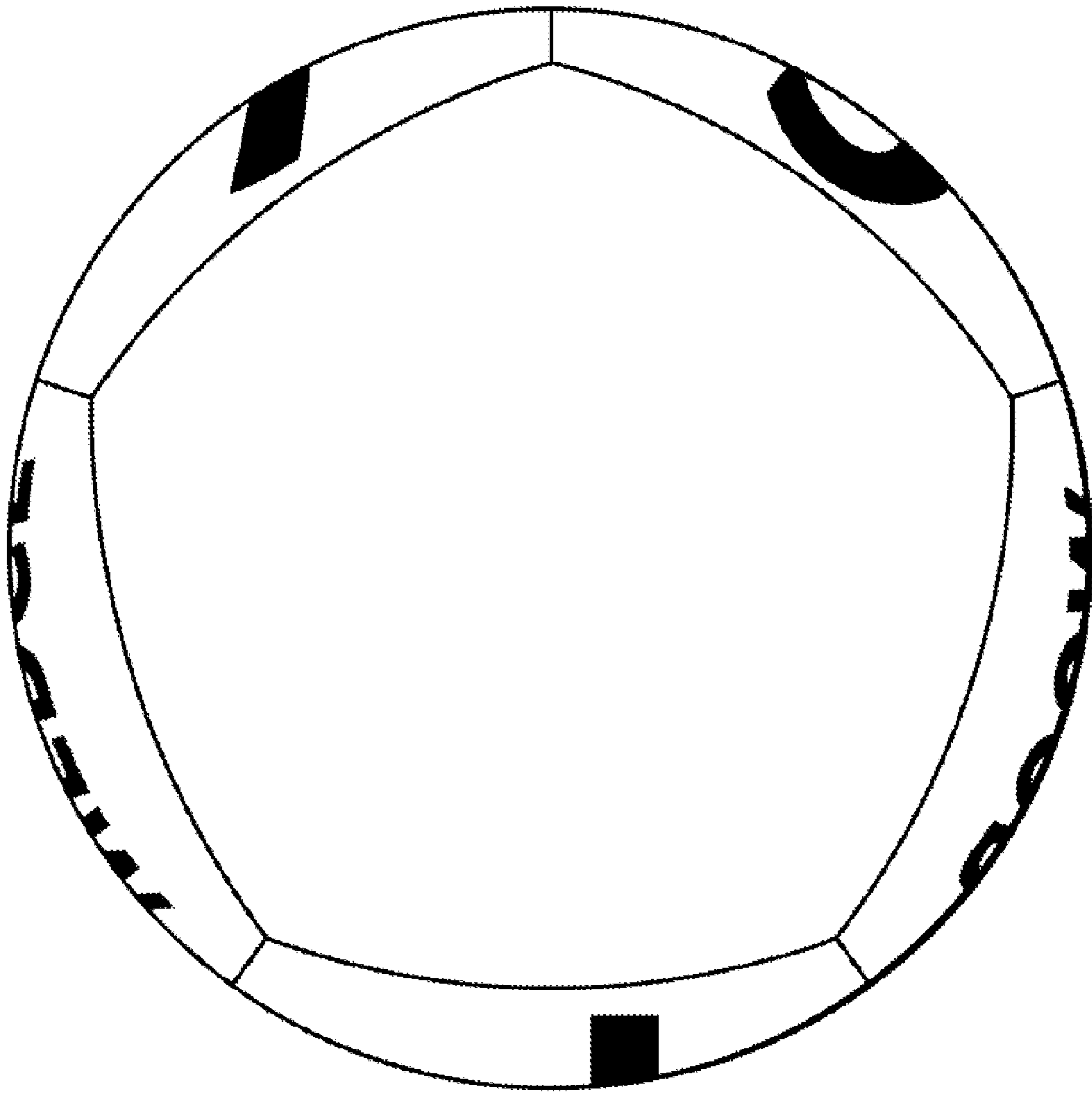


FIG. 2




FIG. 3

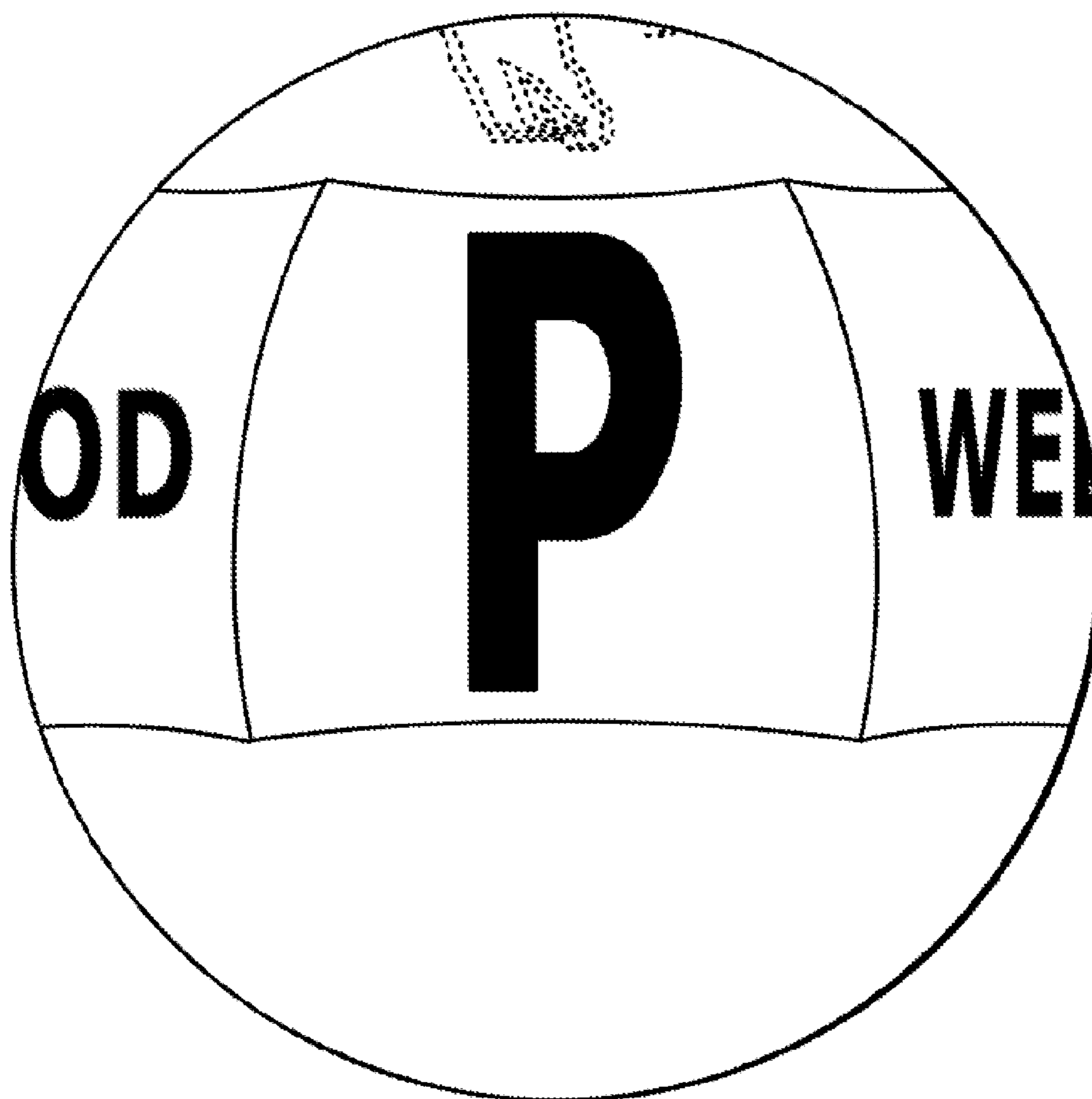


FIG. 4




FIG. 5



FIG. 6