



(12) **United States Design Patent**
Kojima

(10) **Patent No.:** **US D629,850 S**
(45) **Date of Patent:** **** Dec. 28, 2010**

- (54) **SET OF BUILDING BLOCKS**
- (76) Inventor: **Masaaki Kojima**, 6-10, Sakaemachi, Higashiomi-shi, Shinga 527-0027 (JP)
- (**) Term: **14 Years**
- (21) Appl. No.: **29/344,392**
- (22) Filed: **Sep. 29, 2009**
- (51) **LOC (9) Cl.** **21-01**
- (52) **U.S. Cl.** **D21/484; D21/497**
- (58) **Field of Classification Search** D21/386, D21/389, 404, 480, 484-505; 446/69, 85, 446/92, 99, 102-128, 221; 434/96, 97, 208, 434/211, 212, 216, 259, 365, 403; 273/153 R, 273/155, 156, 157 R, 160, 271, 276, 288, 273/293; D25/113-116, 118; D11/61; 249/119, 249/129; 215/10

See application file for complete search history.

(56) **References Cited**

U.S. PATENT DOCUMENTS

124,078 A * 2/1872 Ostrander 446/85

(Continued)

OTHER PUBLICATIONS

Trapezoid Building blocks, The Wooden Wagon, First-prize winner of the "Deutscher Designpreis Holzspielzeug 2005", [online], [retrieved on Jul. 31, 2010] Search using Internet <URL: <http://thewoodenwagon.com/woodentoy/203/CKA139.html>>.*

(Continued)

Primary Examiner—Cynthia M Chin

(74) *Attorney, Agent, or Firm*—Keating & Bennett, LLP

(57) **CLAIM**

The ornamental design for a set of building blocks, as shown and described.

DESCRIPTION

FIG. 1 is a front view of a set of building blocks according to my new design;

FIG. 2 is a right side view thereof;

FIG. 3 is a left side view thereof;

FIG. 4 is a top view thereof;

FIG. 5 is a bottom view thereof;

FIG. 6 is a front view thereof in which the building blocks are arranged in an alternative arrangement;

FIG. 7 is a front view of one of the building blocks of the set of building blocks according to my new design, shown separately for the clarity of illustration;

FIG. 8 is a right side view thereof;

FIG. 9 is a left side view thereof;

FIG. 10 is a top view thereof;

FIG. 11 is a bottom view thereof;

FIG. 12 is a front view of another one of the building blocks of the set of building blocks according to my new design, shown separately for the clarity of illustration;

FIG. 13 is a right side view thereof;

FIG. 14 is a left side view thereof;

FIG. 15 is a top view thereof;

FIG. 16 is a bottom view thereof;

FIG. 17 is a front view of another one of the building blocks of the set of building blocks according to my new design, shown separately for the clarity of illustration;

FIG. 18 is a right side view thereof;

FIG. 19 is a left side view thereof;

FIG. 20 is a top view thereof;

FIG. 21 is a bottom view thereof;

FIG. 22 is a front view of another one of the building blocks of the set of building blocks according to my new design, shown separately for the clarity of illustration;

FIG. 23 is a right side view thereof;

FIG. 24 is a left side view thereof;

FIG. 25 is a top view thereof;

FIG. 26 is a bottom view thereof;

FIG. 27 is a front view of another one of the building blocks of the set of building blocks according to my new design, shown separately for the clarity of illustration;

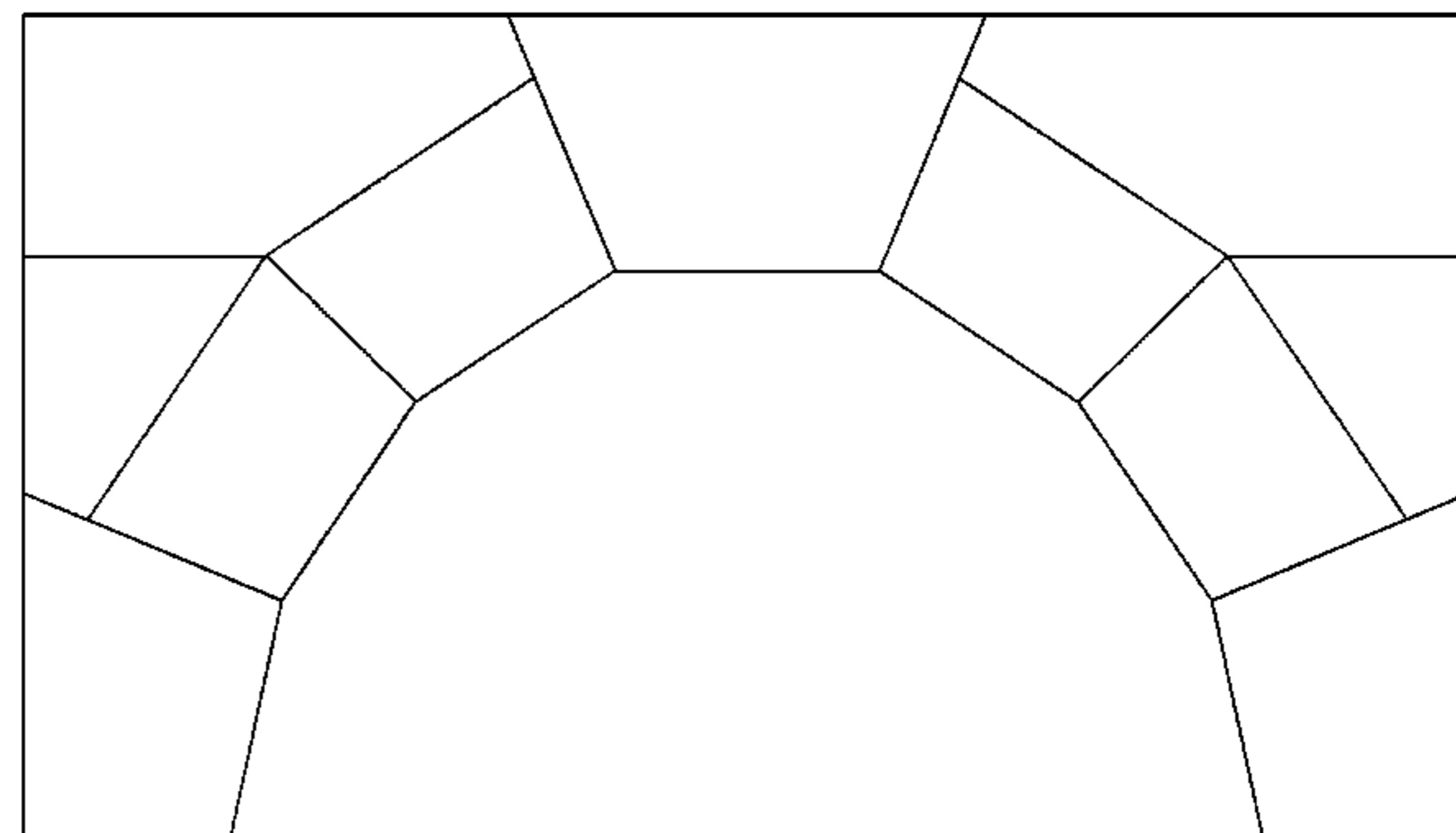
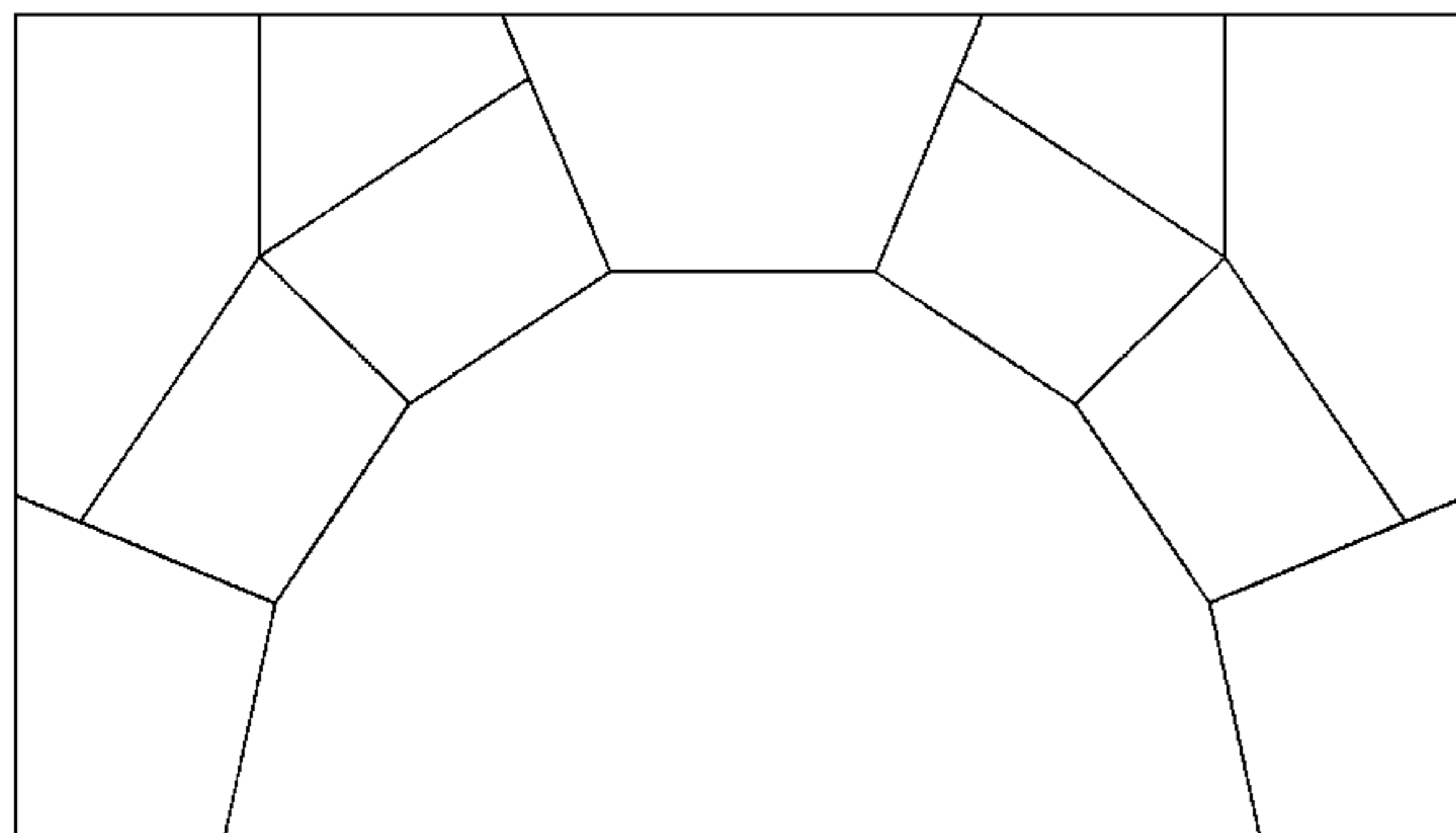
FIG. 28 is a right side view thereof;

FIG. 29 is a left side view thereof;

FIG. 30 is a top view thereof; and,

FIG. 31 is a bottom view thereof.

1 Claim, 31 Drawing Sheets



U.S. PATENT DOCUMENTS

1,630,530 A * 5/1927 Fryer 273/157 R
 1,894,605 A * 1/1933 Wright 446/122
 2,093,341 A * 9/1937 Reiche 446/104
 D108,659 S * 3/1938 Koerschgen D21/480
 2,147,237 A * 2/1939 Bluthardt 446/85
 D128,374 S * 7/1941 Herman D21/480
 D128,375 S * 7/1941 Herman D21/480
 D128,376 S * 7/1941 Herman D21/480
 2,309,579 A * 1/1943 Duran 249/119
 3,178,186 A * 4/1965 Lee 273/157 R
 3,546,792 A * 12/1970 Sherman 434/96
 D220,512 S * 4/1971 Gutz D21/506
 D238,698 S * 2/1976 Cook D21/480
 3,987,579 A * 10/1976 Palenik, III 446/118
 4,215,509 A * 8/1980 Mariol 446/99
 4,219,961 A * 9/1980 Stiles 446/85
 4,298,200 A * 11/1981 Kanbar 273/157 R
 D262,388 S * 12/1981 Bogue D21/480
 D262,389 S * 12/1981 Bogue D21/480
 D265,919 S * 8/1982 Spiecker D21/480
 D275,301 S * 8/1984 Cloud D21/480
 4,561,097 A * 12/1985 Siegel 273/157 R
 4,643,683 A * 2/1987 Orsini et al. 434/403
 4,708,253 A * 11/1987 Mednis 215/10
 4,758,195 A * 7/1988 Walsh 446/85

D312,104 S * 11/1990 Andersen D21/497
 4,974,849 A * 12/1990 Kasuya et al. 273/157 R
 D332,643 S * 1/1993 Knudsen D21/484
 D340,091 S * 10/1993 Miller D21/480
 D350,791 S * 9/1994 Refsing D21/504
 5,460,561 A * 10/1995 Dahlgren 446/117
 D385,587 S * 10/1997 Windom D21/389
 D392,692 S * 3/1998 Windom D21/389
 5,746,430 A * 5/1998 Chester 273/157 R
 5,947,786 A * 9/1999 Glick 446/85
 D425,138 S * 5/2000 Haddad D21/480
 D432,592 S * 10/2000 Yip D21/480
 6,357,747 B1 * 3/2002 Kao 273/157 R
 D505,163 S * 5/2005 Leech et al. D21/480
 D512,748 S * 12/2005 Hageman D21/503
 7,101,247 B2 * 9/2006 Pearce 446/117
 7,104,864 B1 * 9/2006 Liou 446/221
 2010/0087119 A1 * 4/2010 Vicentelli 446/92

OTHER PUBLICATIONS

Building blocks and Construction Toys, The Wooden Wagon, Dec. 31, 2007, [online], [retrieved on Jul. 31, 2010] Search using Internet <URL: <http://web.archive.org/web/20071231102533/the wooden wagon.com/c-202.html>>.*

* cited by examiner

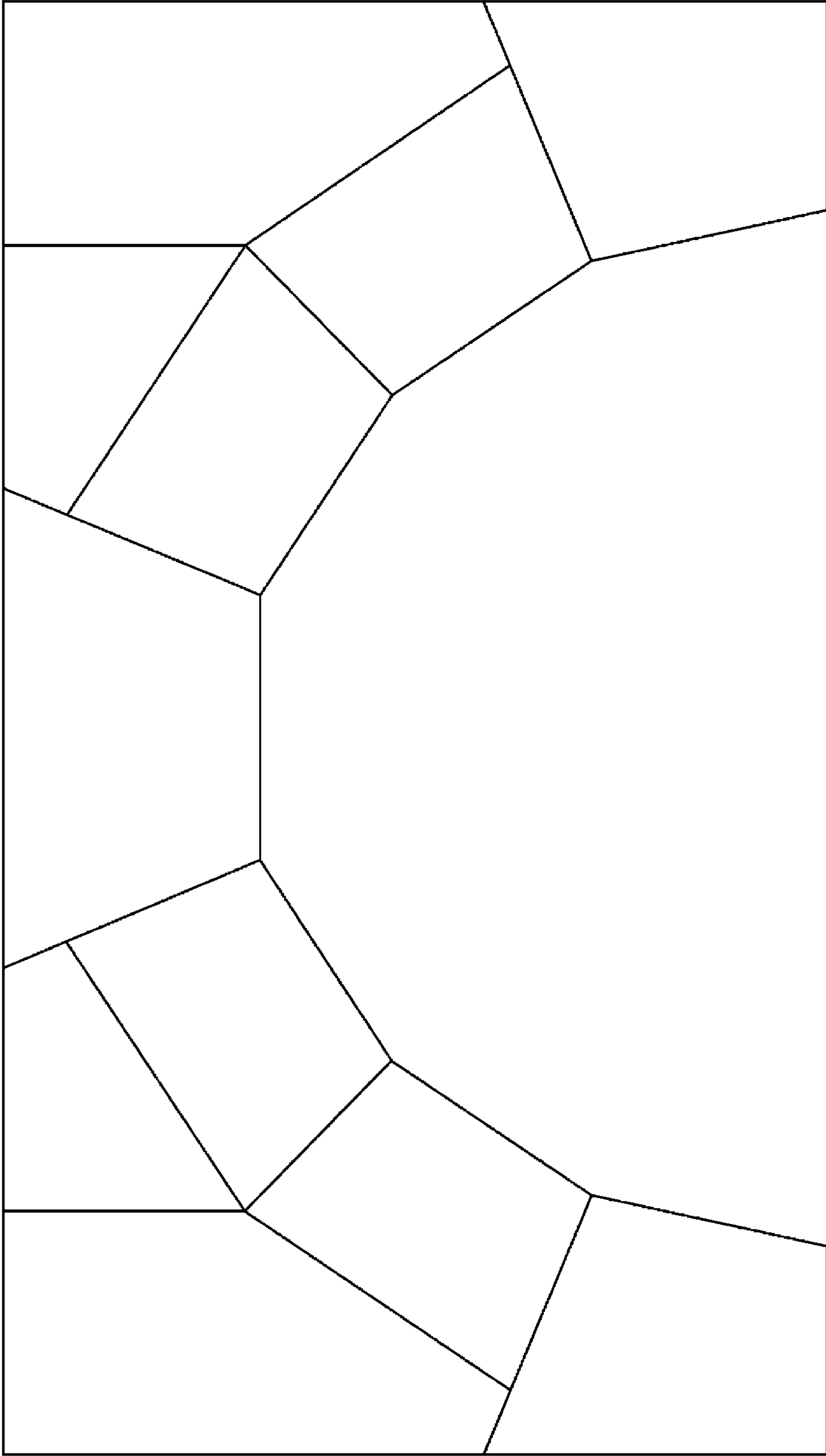


FIG. 1




FIG. 2




FIG. 3




FIG. 4



FIG. 5

FIG. 7




FIG. 8



FIG. 9




FIG. 10




FIG. 11




FIG. 12




FIG. 13




FIG. 14




FIG. 15




FIG. 16




FIG. 17

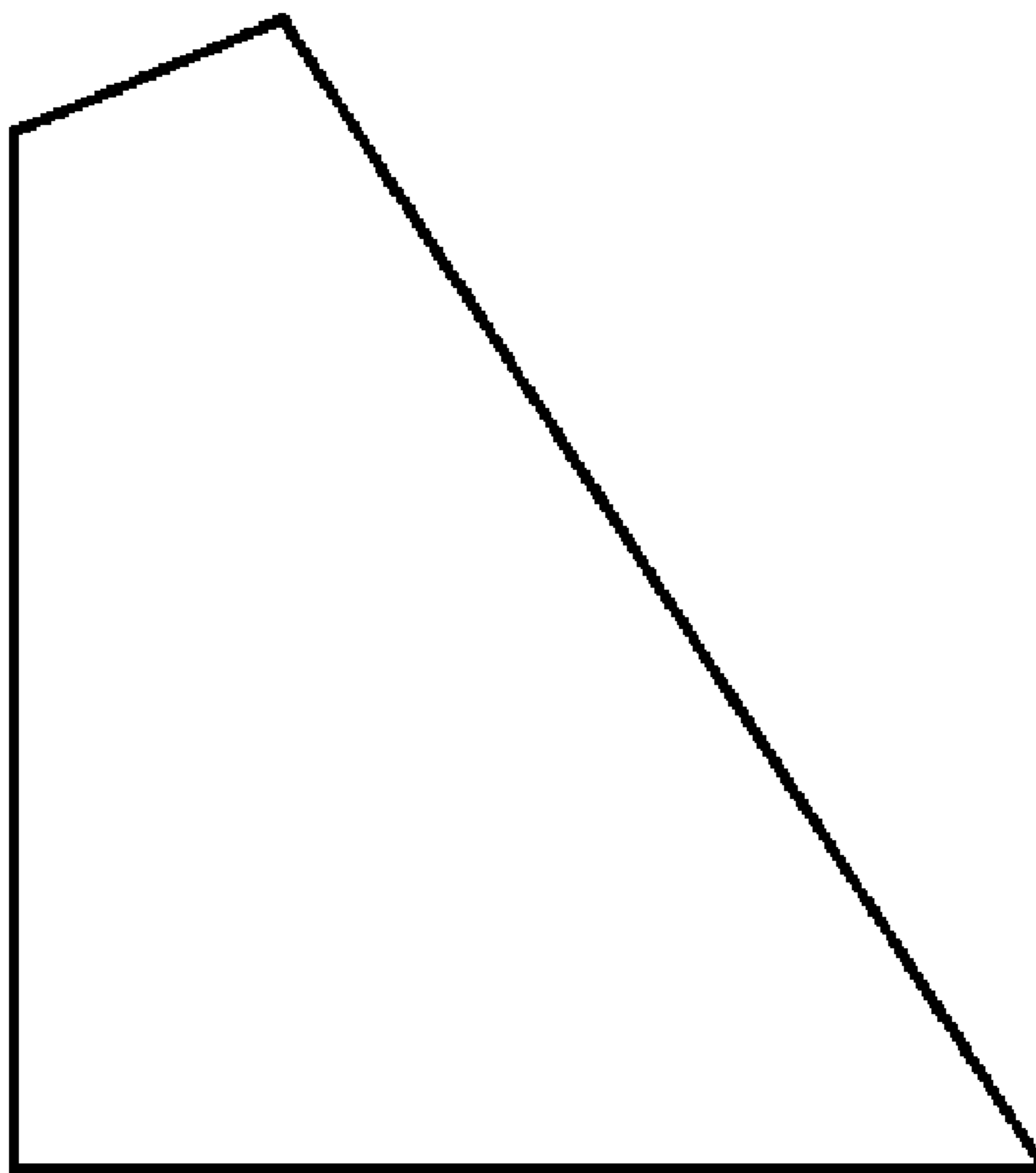


FIG. 18




FIG. 19



FIG. 20




FIG. 21




FIG. 22

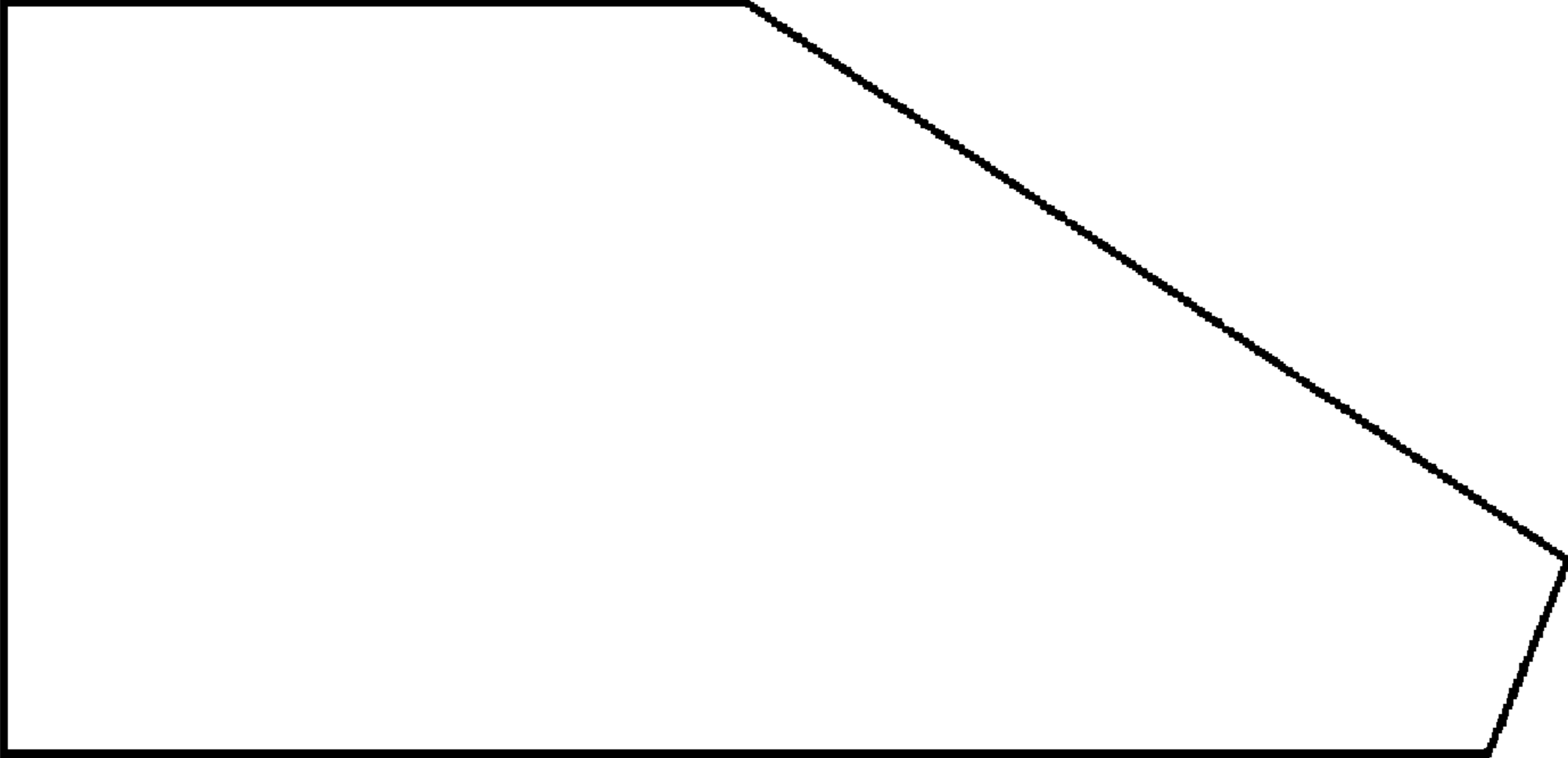


FIG. 23




FIG. 24




FIG. 25




FIG. 26




FIG. 27

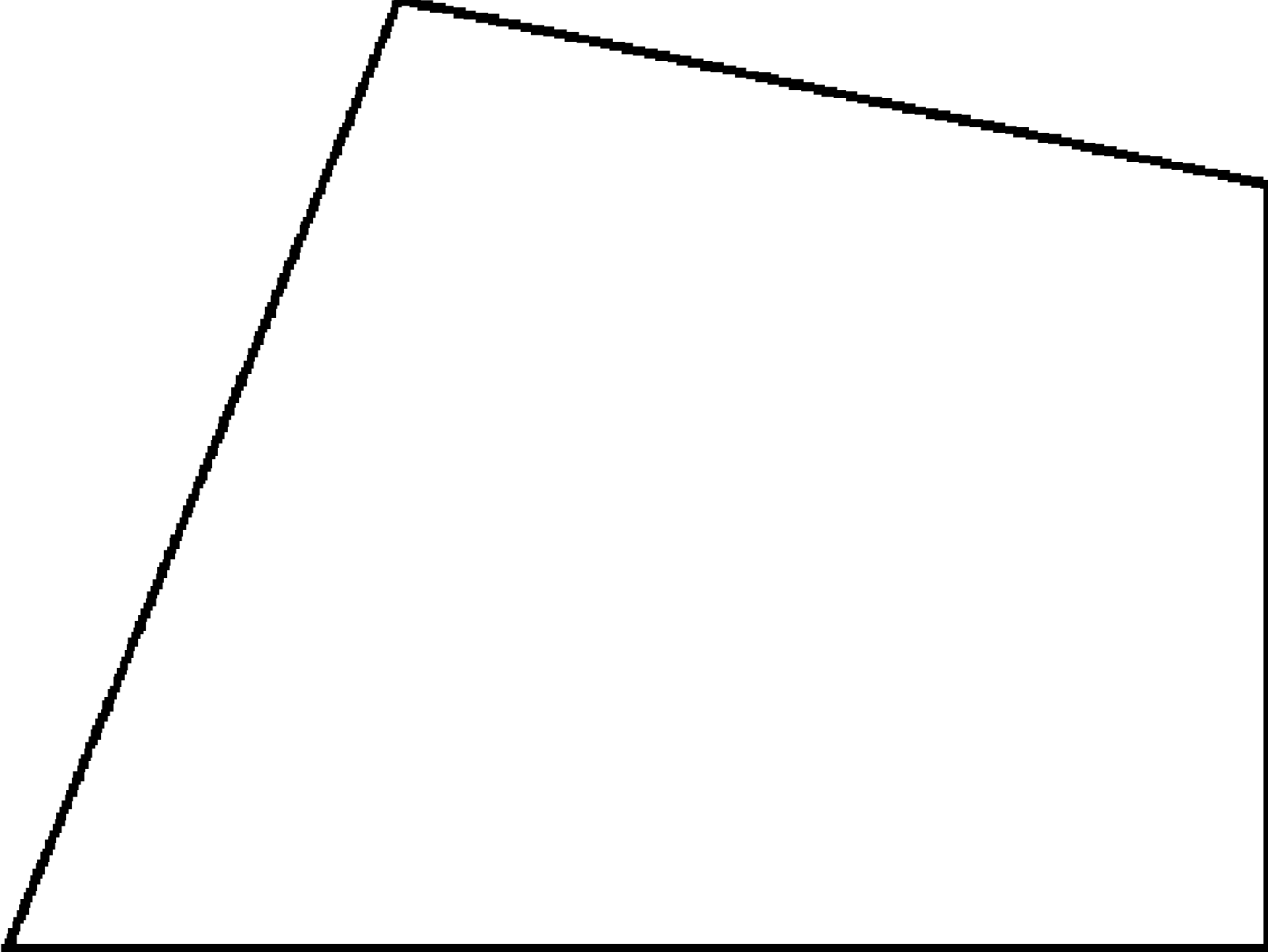


FIG. 28




FIG. 29



FIG. 30




FIG. 31

