



US00D629836S

(12) **United States Design Patent**
Hoffman

(10) **Patent No.:** **US D629,836 S**

(45) **Date of Patent:** **** *Dec. 28, 2010**

(54) **GUITAR**

(76) Inventor: **Justin Hoffman**, 210 Helene Ct., East
Peoria, IL (US) 61611

(*) Notice: This patent is subject to a terminal disclaimer.

(**) Term: **14 Years**

(21) Appl. No.: **29/337,395**

(22) Filed: **May 21, 2009**

(51) **LOC (9) Cl.** **17-03**

(52) **U.S. Cl.** **D17/14**

(58) **Field of Classification Search** D17/14,
D17/18-20; 84/173, 267, 290-292; D21/405
See application file for complete search history.

(56) **References Cited**

U.S. PATENT DOCUMENTS

D41,492 S	9/1911	Shutt
D187,001 S	1/1960	Fender
2,953,052 A	9/1960	Newton
2,972,923 A	2/1961	Fender
D203,481 S	1/1966	Wiggins
D203,703 S	2/1966	Burns
D203,770 S	2/1966	Burns
D207,506 S	4/1967	Kager
D223,290 S	4/1972	Wolfe
D239,052 S	3/1976	Bolen et al.
D259,199 S	5/1981	Kelly et al.
D259,494 S	6/1981	Todd, III
D267,329 S	12/1982	Cooper
D269,437 S	6/1983	Wilson et al.
D269,974 S	8/1983	Erlewine et al.

D270,841 S	10/1983	Peavey	
D274,732 S	7/1984	Hampton et al.	
D274,733 S	7/1984	Hampton et al.	
D276,918 S	12/1984	Peavey	
4,539,886 A	9/1985	Hoffart	
D282,177 S	1/1986	Peavey	
D283,899 S	5/1986	Peavey	
D284,198 S	6/1986	Peavey	
D286,299 S	10/1986	Peavey	
D338,221 S	8/1993	Beliger	
D428,043 S	* 7/2000	Pyle D17/14
D431,589 S	* 10/2000	Steinberg et al. D17/14
D481,412 S	* 10/2003	Minarik D17/20
D539,835 S	* 4/2007	Brugal D17/20

* cited by examiner

Primary Examiner—Ian Simmons

Assistant Examiner—Charles D Hanson

(74) *Attorney, Agent, or Firm*—Husch Blackwell Welsh Katz

(57) **CLAIM**

The ornamental design for a guitar, as shown and described.

DESCRIPTION

FIG. 1 is a perspective view of a guitar showing my new design;

FIG. 2 is a front elevation view thereof;

FIG. 3 is a left side elevation view thereof;

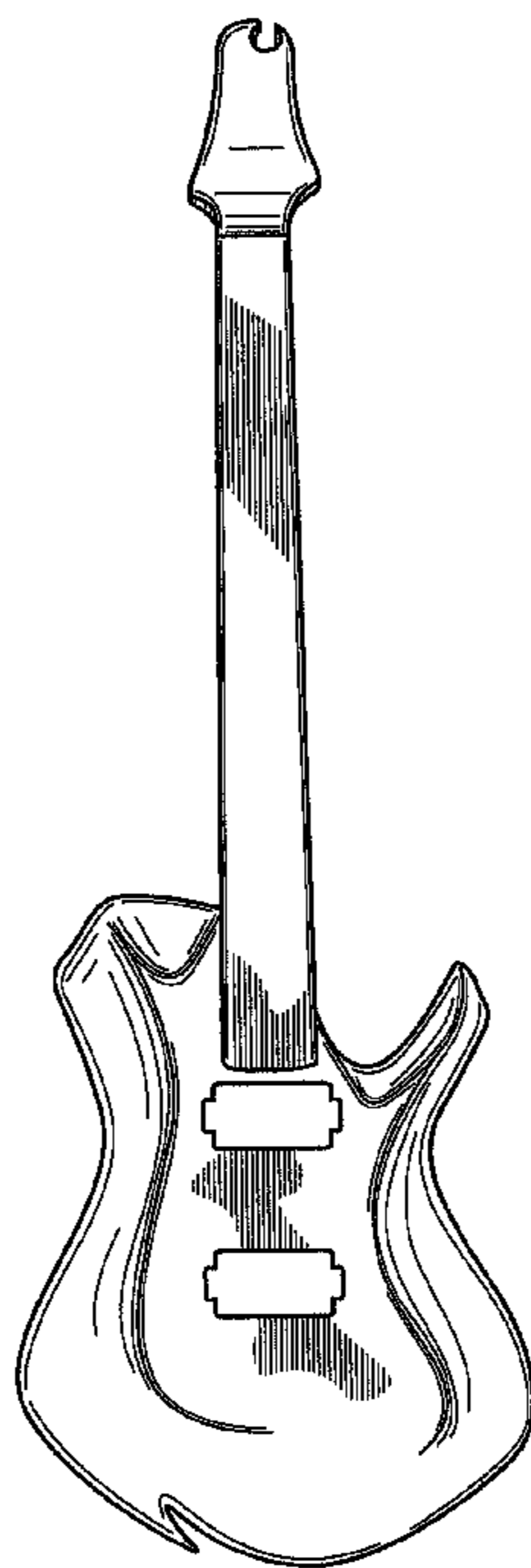
FIG. 4 is a rear elevation view thereof;

FIG. 5 is a right side elevation view thereof;

FIG. 6 is a bottom plan view thereof; and,

FIG. 7 is a top plan view thereof.

1 Claim, 4 Drawing Sheets



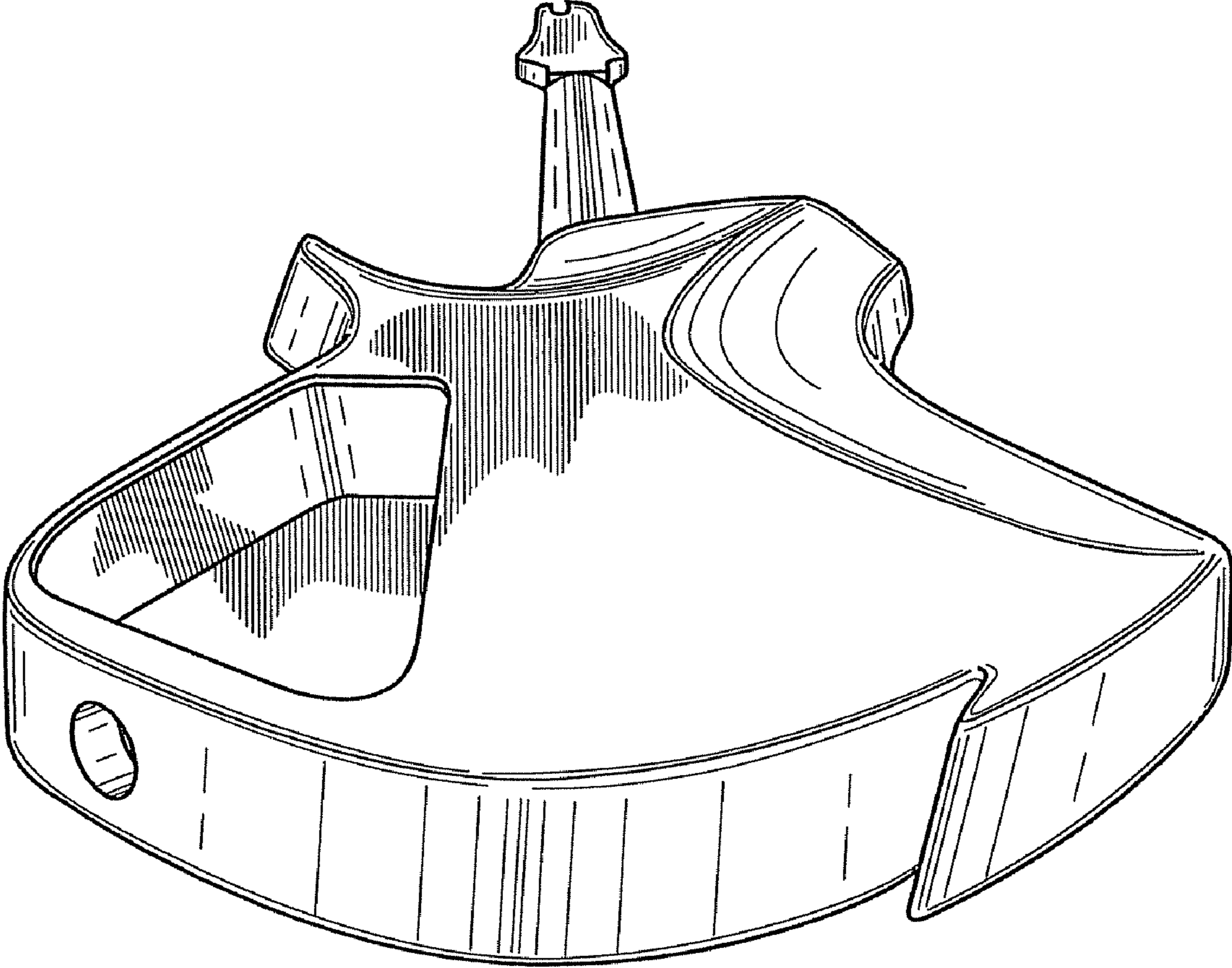


FIG. 1

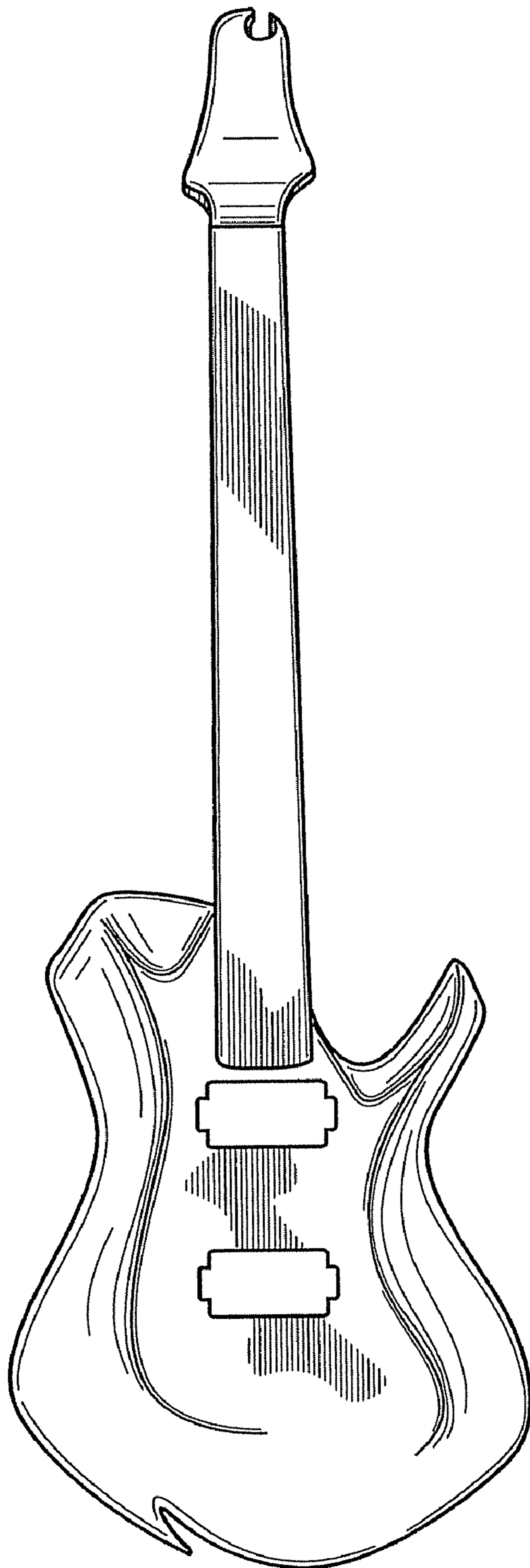


FIG. 2




FIG. 3

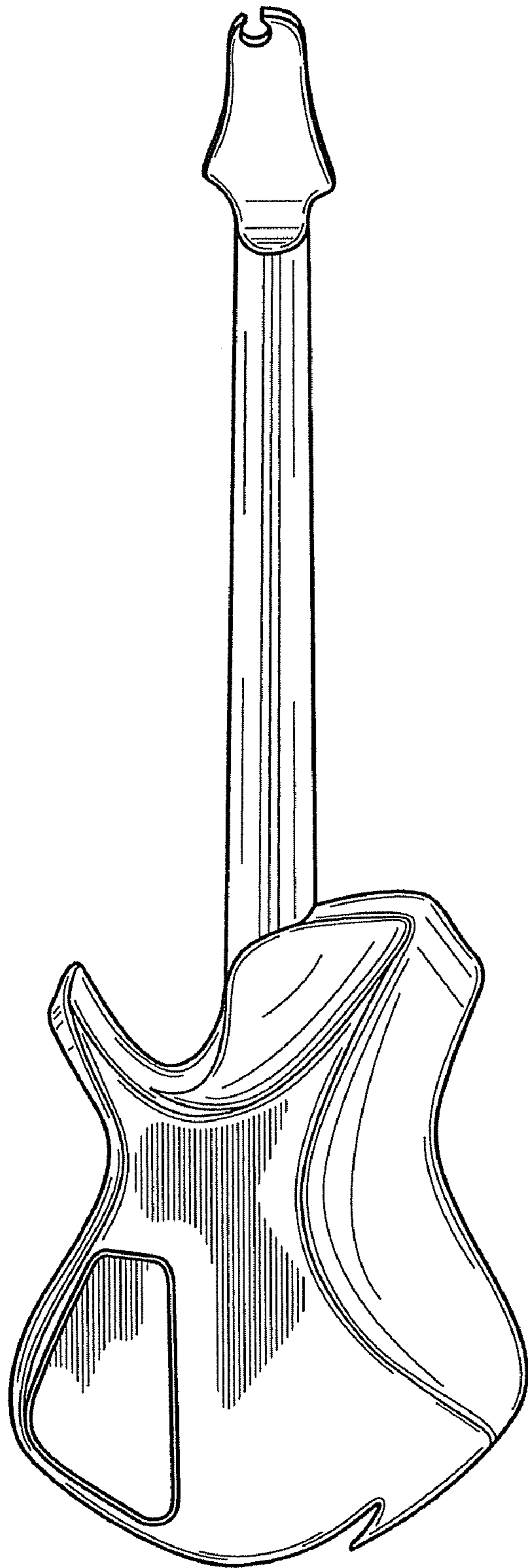


FIG. 4




FIG. 5




FIG. 6




FIG. 7