



US00D629818S

(12) **United States Design Patent**
Rummer et al.

(10) **Patent No.:** **US D629,818 S**

(45) **Date of Patent:** **** Dec. 28, 2010**

(54) **COWL AND GRILL ASSEMBLY**

(75) Inventors: **Andrew Rummer**, Forsyth, IL (US);
Ashley Menges, Radnor, OH (US)

(73) Assignee: **Caterpillar Inc**, Peoria, IL (US)

(**) Term: **14 Years**

(21) Appl. No.: **29/355,429**

(22) Filed: **Feb. 8, 2010**

(51) **LOC (9) Cl.** **15-03**

(52) **U.S. Cl.** **D15/31**

(58) **Field of Classification Search** D15/10-12,
D15/19, 21-23, 28, 30-33; D21/537; 180/238,
180/264, 267, 420; 172/781-785, 788, 1,
172/776, 790, 430, 611, 792

See application file for complete search history.

(56) **References Cited**

U.S. PATENT DOCUMENTS

2,796,141	A *	6/1957	Schreiner	180/68.6
D224,650	S *	8/1972	Lorenz et al.	D15/31
D224,651	S *	8/1972	Lorenz et al.	D15/31
D227,094	S *	6/1973	Skyer et al.	D15/31
D230,876	S *	3/1974	Lorenz et al.	D15/31
D327,276	S *	6/1992	Sorensen	D15/31
D356,095	S *	3/1995	Innes	D15/31
D356,584	S *	3/1995	Innes	D15/31
D406,594	S *	3/1999	Miller et al.	D15/31
D412,712	S *	8/1999	Miller et al.	D15/31
D508,499	S *	8/2005	Kurtz, Jr.	D15/31
D517,096	S *	3/2006	Landers et al.	D15/28
D541,826	S	5/2007	Brush et al.		
D548,752	S	8/2007	Merghani et al.		
D549,743	S	8/2007	Merghani et al.		

D557,711	S	12/2007	Merghani et al.		
D557,715	S	12/2007	Merghani et al.		
D559,869	S *	1/2008	Kelley et al.	D15/28
D562,743	S *	2/2008	Hanson et al.	D12/169
D568,906	S	5/2008	Merghani et al.		
D570,378	S *	6/2008	Heusinger et al.	D15/22
D593,582	S *	6/2009	Ono et al.	D15/23
D594,035	S *	6/2009	Ono et al.	D15/23
D594,479	S	6/2009	Greuel et al.		
D597,106	S	7/2009	Kelley et al.		

OTHER PUBLICATIONS

CAT, 120M Motor Grader, Catalog, pp. 1-28, 2009, U.S.A.
CAT, 140M Motor Grader, Catalog, pp. 1-28, 2009, U.S.A.

* cited by examiner

Primary Examiner—Mark A Goodwin

(74) *Attorney, Agent, or Firm*—Michael D. Braunstein

(57) **CLAIM**

The ornamental design for a cowl and grill assembly, as shown and described.

DESCRIPTION

FIG. 1 is a left, front perspective view of a cowl and grill assembly showing our new design, the right, front perspective view being a mirror image;

FIG. 2 is a front view thereof;

FIG. 3 is a left side view thereof;

FIG. 4 is a right side view thereof; and,

FIG. 5 is a top view thereof.

The rear view does not form part of the claimed design and is not disclosed.

1 Claim, 4 Drawing Sheets





FIG. 1



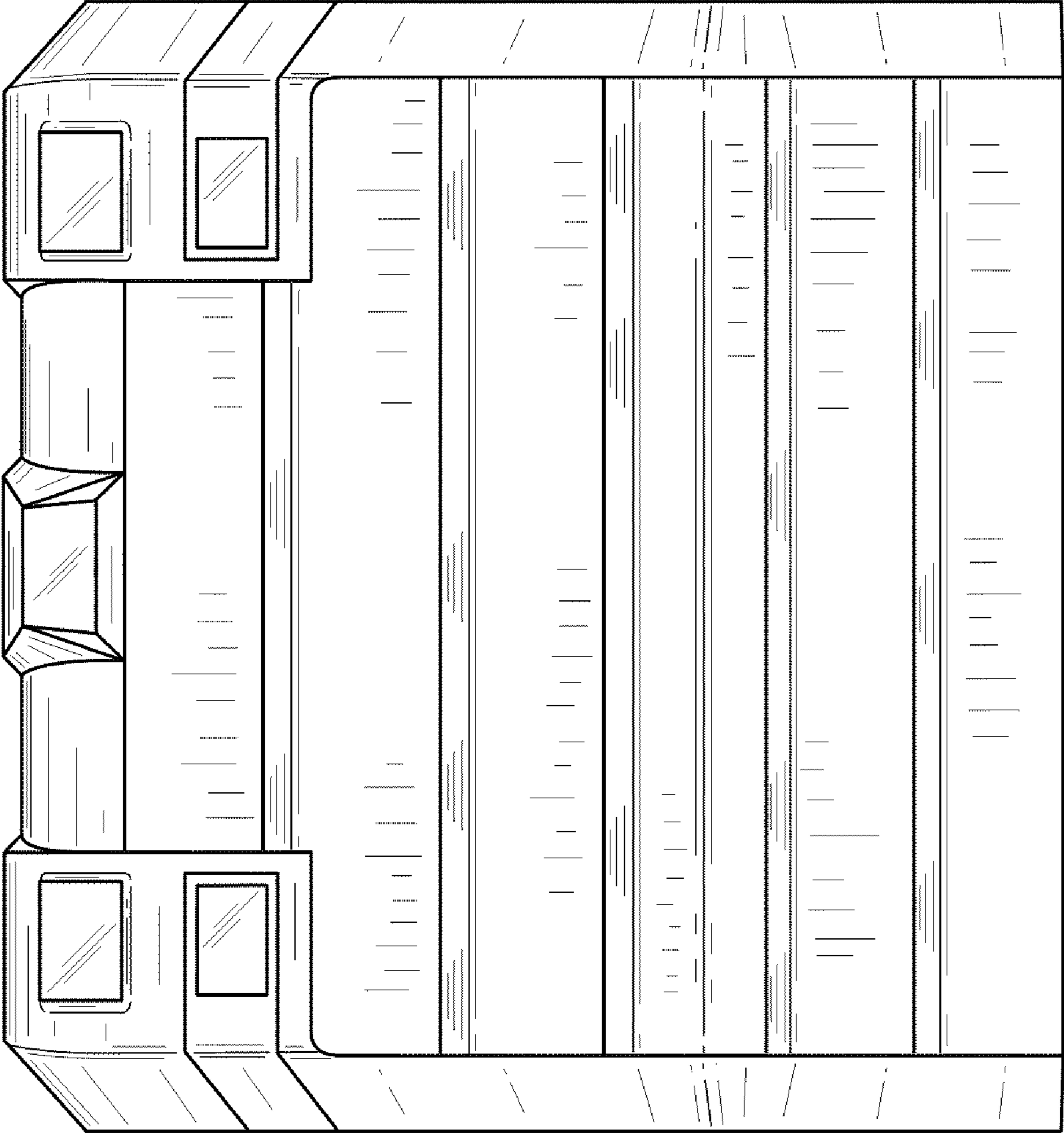


FIG. 2




FIG. 3




FIG. 4

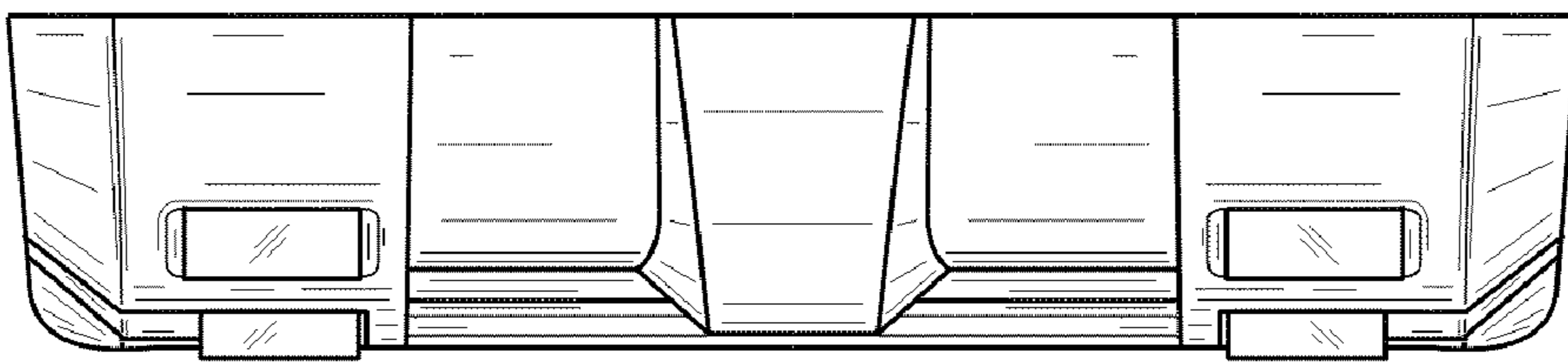


FIG. 5