



US00D629811S

(12) **United States Design Patent**
Lee

(10) **Patent No.:** **US D629,811 S**
(45) **Date of Patent:** **** Dec. 28, 2010**

(54) **PORTION OF A COMPUTER MONITOR WITH A COMPUTER ICON**

(75) Inventor: **Eun Young Lee**, Seoul (KR)

(73) Assignee: **Ein's I&S Co., Ltd.**, Seoul (KR)

(**) Term: **14 Years**

(21) Appl. No.: **29/343,203**

(22) Filed: **Sep. 9, 2009**

(51) **LOC (9) Cl.** **14-04**

(52) **U.S. Cl.** **D14/486**

(58) **Field of Classification Search** D14/485-95;
D18/24-33; D20/6, 52; D21/324-33; 715/700-867,
715/973-77

See application file for complete search history.

(56) **References Cited**

U.S. PATENT DOCUMENTS

D419,144 S *	1/2000	Baker et al.	D14/486
D425,521 S *	5/2000	Hedberg	D14/485
D477,327 S *	7/2003	Emig et al.	D14/486
D496,942 S *	10/2004	Segal et al.	D14/486
D574,840 S *	8/2008	Ryu et al.	D14/486
D578,132 S *	10/2008	Lee	D14/486
D579,944 S *	11/2008	Jeon et al.	D14/485
D595,307 S *	6/2009	Um et al.	D14/486

OTHER PUBLICATIONS

U.S. Appl. No. 29/343,198, filed Sep. 9, 2009 by Eun Young Lee entitled "Portion of a Computer Monitor Displayed With a Computer Icon Image".

U.S. Appl. No. 29/343,202, filed Sep. 9, 2009 by Eun Young Lee entitled "Portion of a Computer Monitor Displayed With a Computer Icon Image".

U.S. Appl. No. 29/343,207, filed Sep. 9, 2009 by Eun Young Lee entitled "Portion of a Computer Monitor Displayed With a Computer Icon Image".

U.S. Appl. No. 29/343,211, filed Sep. 9, 2009 by Eun Young Lee entitled "Portion of a Computer Monitor Displayed With a Computer Icon Image".

* cited by examiner

Primary Examiner—Melanie H Tung

(74) *Attorney, Agent, or Firm*—Arent Fox LLP

(57) **CLAIM**

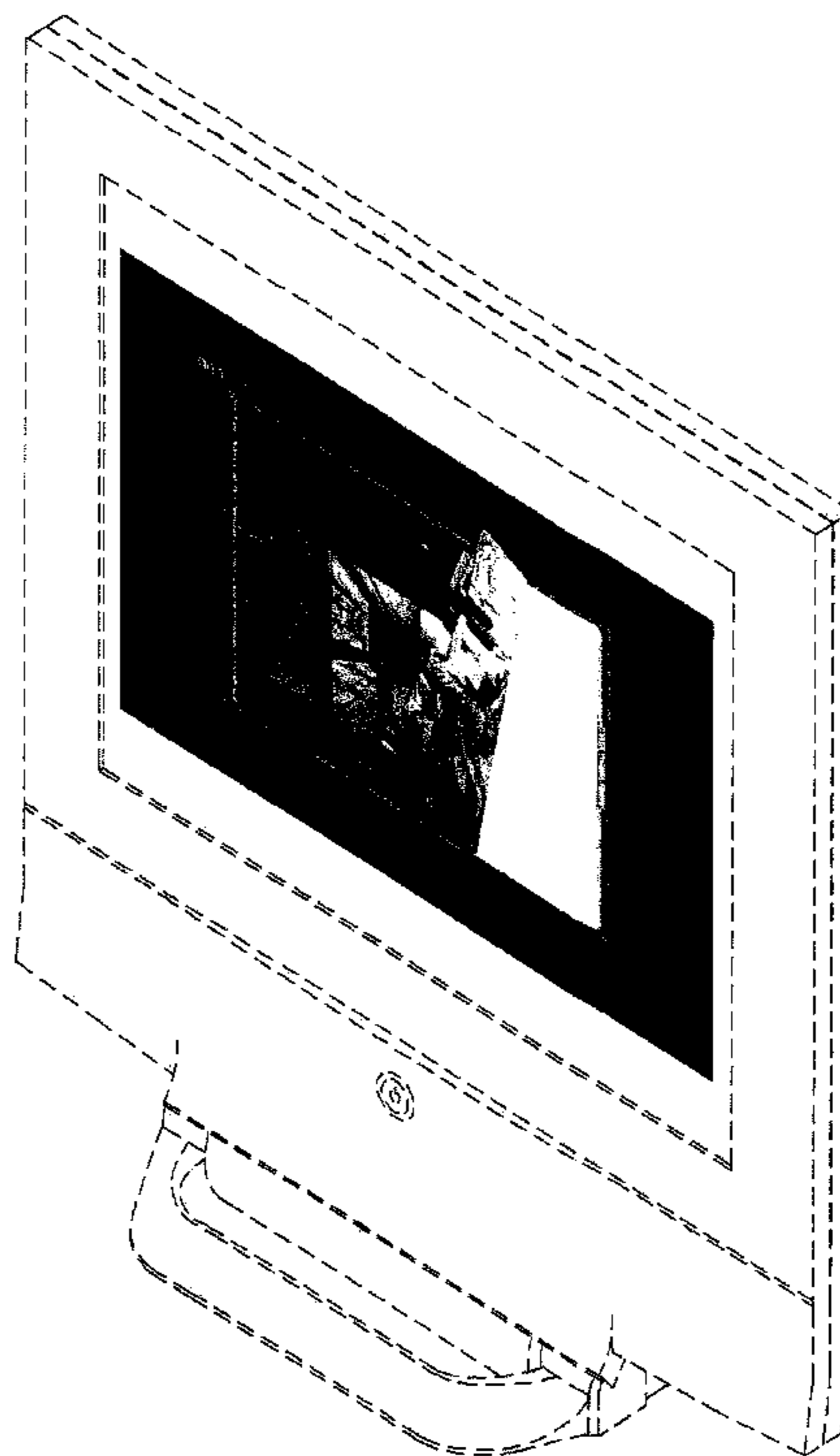
The ornamental design for a portion of a computer monitor with a computer icon, as shown and described.

DESCRIPTION

FIG. 1 is a perspective view of a portion of a computer monitor with a computer icon showing my new design; FIG. 2 is a front view of the design shown in FIG. 1; and, FIG. 3 is an enlarged front view of the design shown in FIG. 1.

The broken line drawing of a portion of a computer monitor in FIGS. 1-3 is for illustrative purposes only and forms no part of the claimed design.

1 Claim, 3 Drawing Sheets



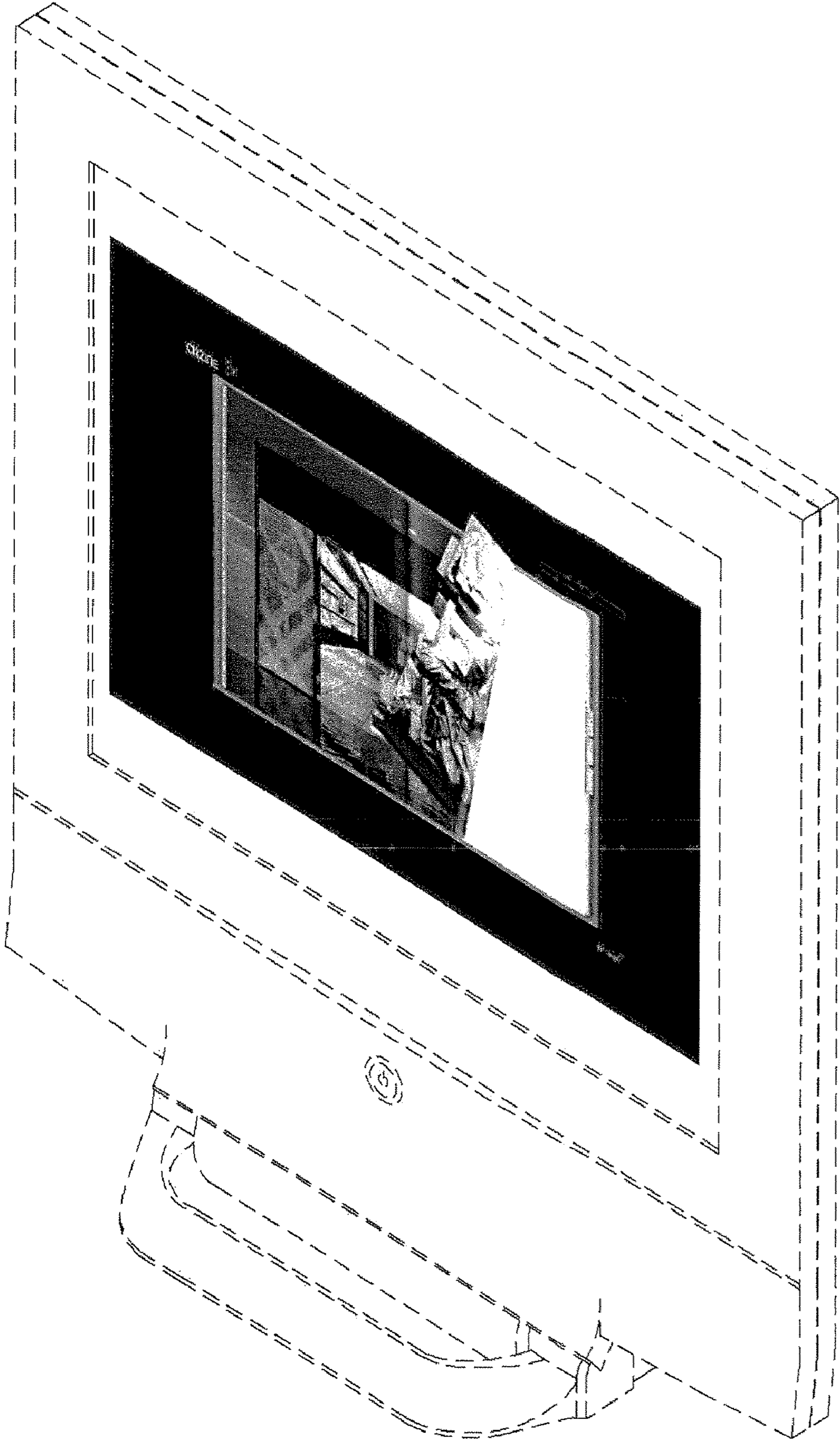


FIG. 1

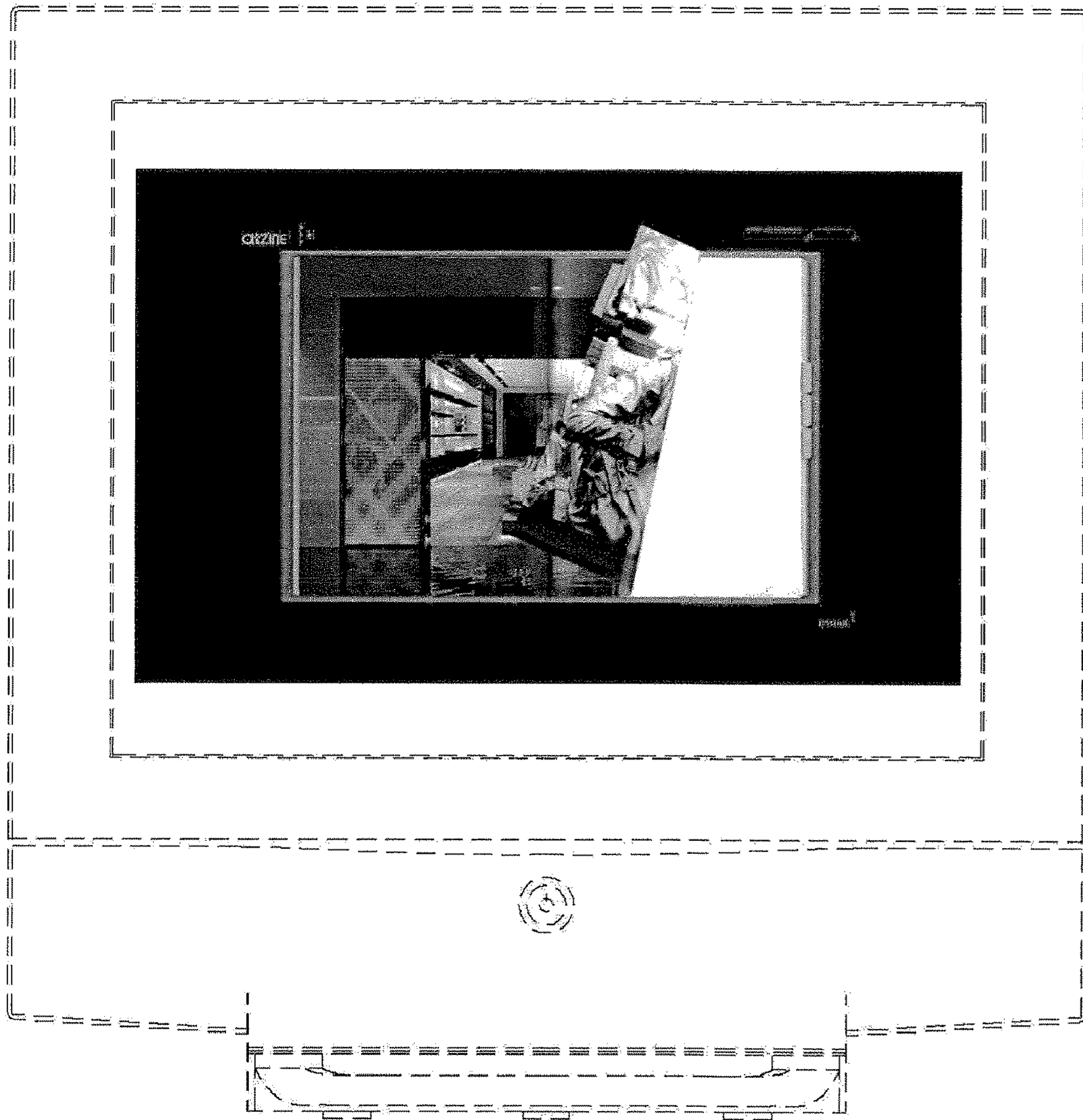


FIG. 2



FIG. 3