



US00D629802S

(12) **United States Design Patent**
Chiu

(10) **Patent No.:** **US D629,802 S**
(45) **Date of Patent:** **** Dec. 28, 2010**

(54) **DISPLAY**

D608,781 S * 1/2010 Wada D14/371
D608,782 S * 1/2010 Chu D14/371

(75) Inventor: **Yi-Chung Chiu**, Taoyuan (TW)

(73) Assignee: **Hannspre, Inc.**, Taipei County (TW)

(**) Term: **14 Years**

(21) Appl. No.: **29/368,048**

(22) Filed: **Aug. 17, 2010**

(51) **LOC (9) Cl.** **14-02**

(52) **U.S. Cl.** **D14/371**

(58) **Field of Classification Search** D14/371-376,
D14/125-129; 345/104, 156, 168, 173, 87,
345/1.1, 901-905; 341/12; 348/180, 184,
348/325, 739; 349/1, 2, 11, 58; 248/917-924,
248/278.1; 361/679.23, 679.08; D6/300,
D6/303

See application file for complete search history.

(56) **References Cited**

U.S. PATENT DOCUMENTS

D537,441 S * 2/2007 Bruker D14/341
D538,801 S * 3/2007 Taylor D14/341
D596,173 S * 7/2009 Arfin D14/307
D598,443 S * 8/2009 Xie et al. D14/336

OTHER PUBLICATIONS

Co-pending U.S. Appl. No. 29/368,038, filed Aug. 17, 2010.

* cited by examiner

Primary Examiner—Freda S Nunn

(74) *Attorney, Agent, or Firm*—Hamre, Schumann, Mueller & Larson, P.C.

(57) **CLAIM**

The ornamental design for a display, as shown and described.

DESCRIPTION

FIG. 1 is a front perspective view of a display in accordance with my invention thereof;

FIG. 2 is a front elevational view thereof;

FIG. 3 is a rear elevational view thereof;


FIG. 4 is a left side elevational view thereof;

FIG. 5 is a right side elevational view thereof;

FIG. 6 is a top plan view thereof; and,

FIG. 7 is a bottom plan view thereof.

1 Claim, 7 Drawing Sheets






FIG. 1




FIG. 2

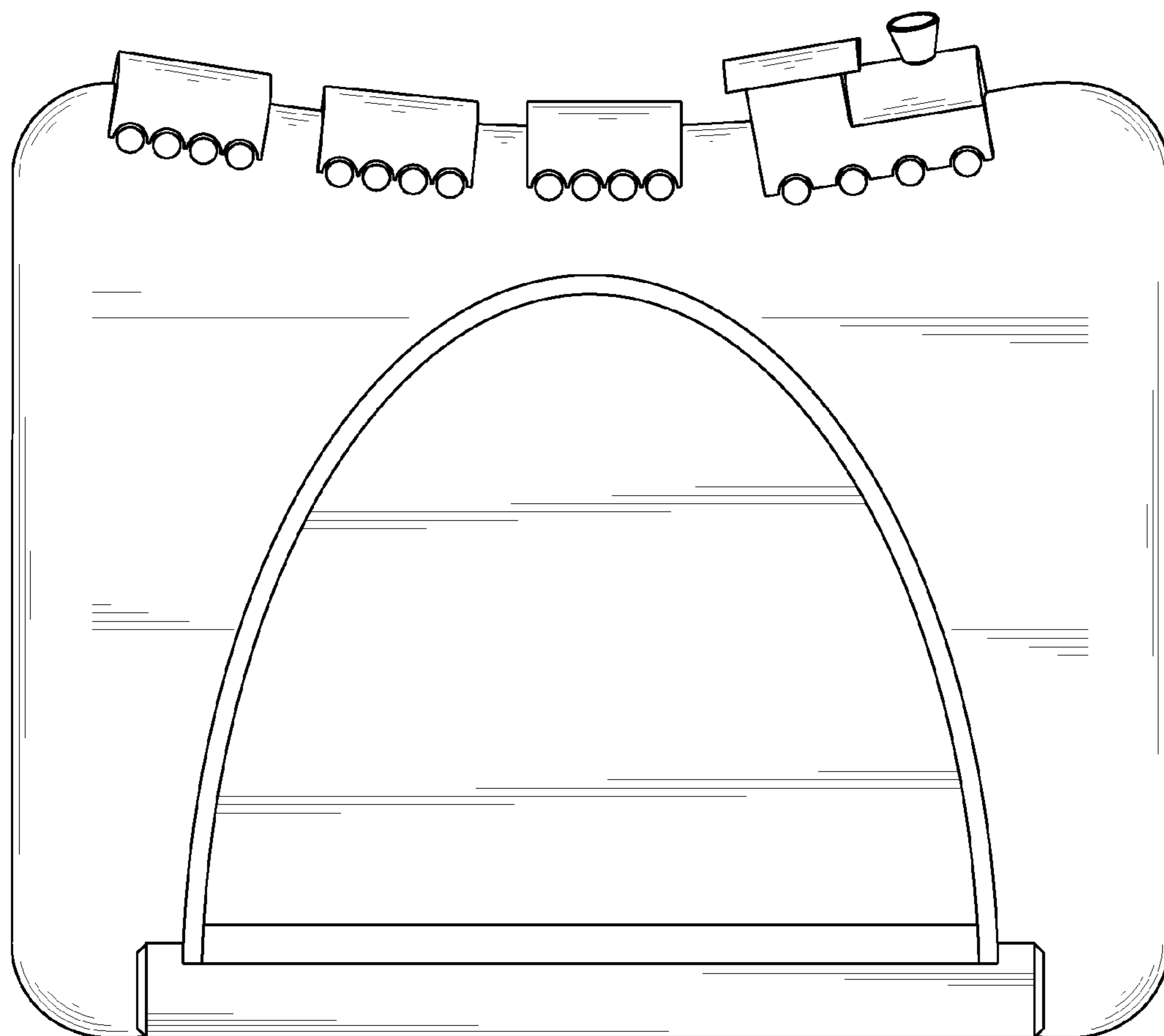


FIG. 3

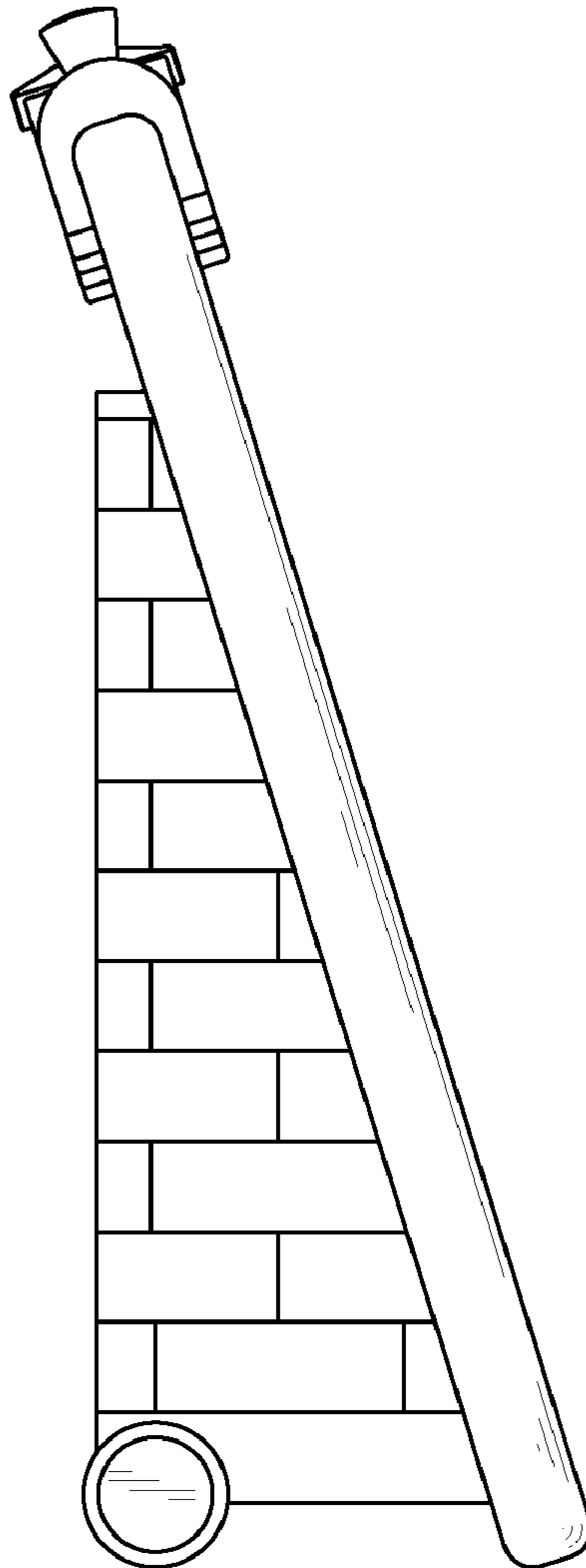


FIG. 4

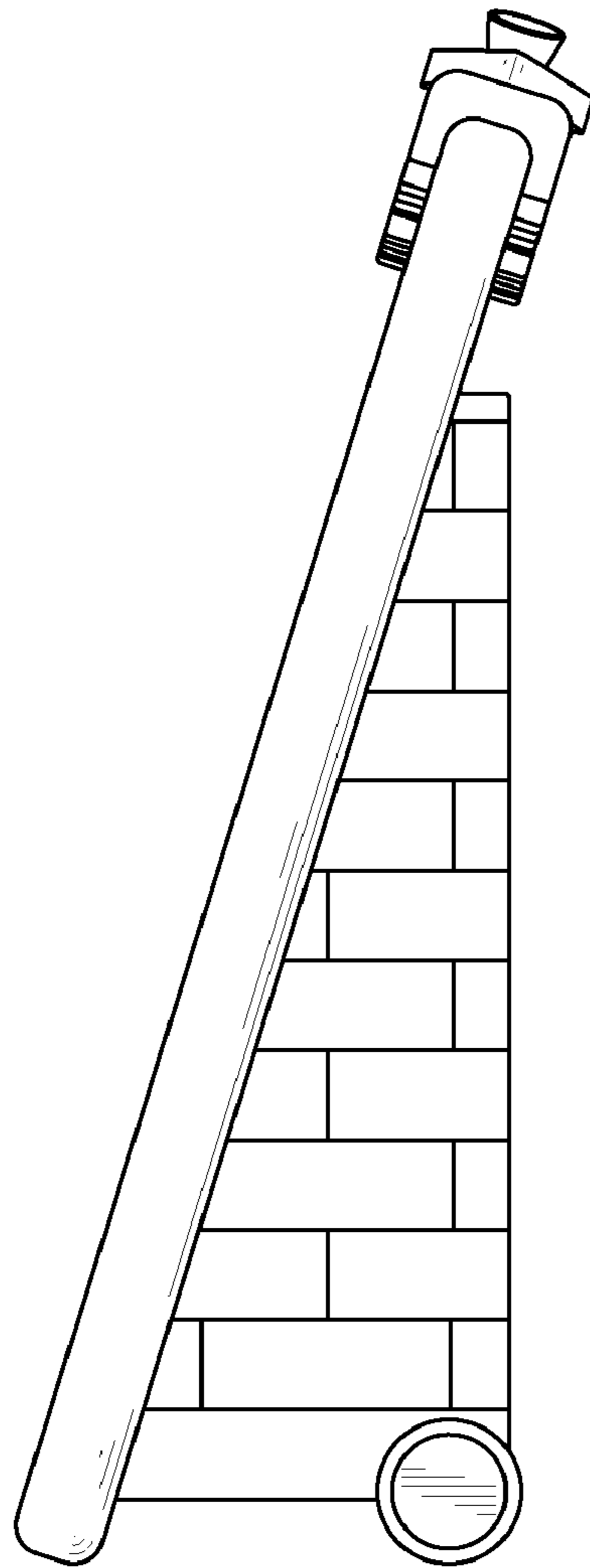


FIG. 5




FIG. 6




FIG. 7