

US00D629797S

(12) **United States Design Patent**
Chu et al.

(10) **Patent No.:** **US D629,797 S**

(45) **Date of Patent:** **** Dec. 28, 2010**

(54) **PORTABLE COMPUTER**

(75) Inventors: **Chao-Ming Chu**, Taipei (TW); **Tzu-Wei Tai**, Taipei (TW)

(73) Assignee: **ASUSTeK Computer Inc.**, Taipei (TW)

(**) Term: **14 Years**

(21) Appl. No.: **29/363,032**

(22) Filed: **Jun. 3, 2010**

(30) **Foreign Application Priority Data**

Dec. 31, 2009 (CN) 2009 3 0383792

(51) **LOC (9) Cl.** **14-02**

(52) **U.S. Cl.** **D14/327**

(58) **Field of Classification Search** D14/315-327,
D14/331, 341, 345; D18/1, 2, 7; 345/1.1,
345/156, 168, 173; 361/679.01, 679.06,
361/679.08, 679.09, 679.15, 679.55

See application file for complete search history.

(56) **References Cited**

U.S. PATENT DOCUMENTS

D453,756 S * 2/2002 Kamegi D14/318
D464,344 S * 10/2002 Jobs et al. D14/318
D488,809 S * 4/2004 Kamegi D14/318
D494,581 S * 8/2004 Araki D14/318

D526,998 S * 8/2006 Kondo D14/327
2003/0103324 A1 * 6/2003 Gallivan 361/681
2005/0083644 A1 * 4/2005 Song 361/683
2006/0038795 A1 * 2/2006 Lee 345/173

* cited by examiner

Primary Examiner—Freda S Nunn

(74) *Attorney, Agent, or Firm*—Muncy, Geissler, Olds & Lowe, PLLC

(57) **CLAIM**

The ornamental design for a portable computer, as shown and described.

DESCRIPTION

FIG. 1 is a perspective view of a portable computer showing our new design;

FIG. 2 is a front elevational view thereof;

FIG. 3 is a rear elevational view thereof;

FIG. 4 is a left elevational view thereof;

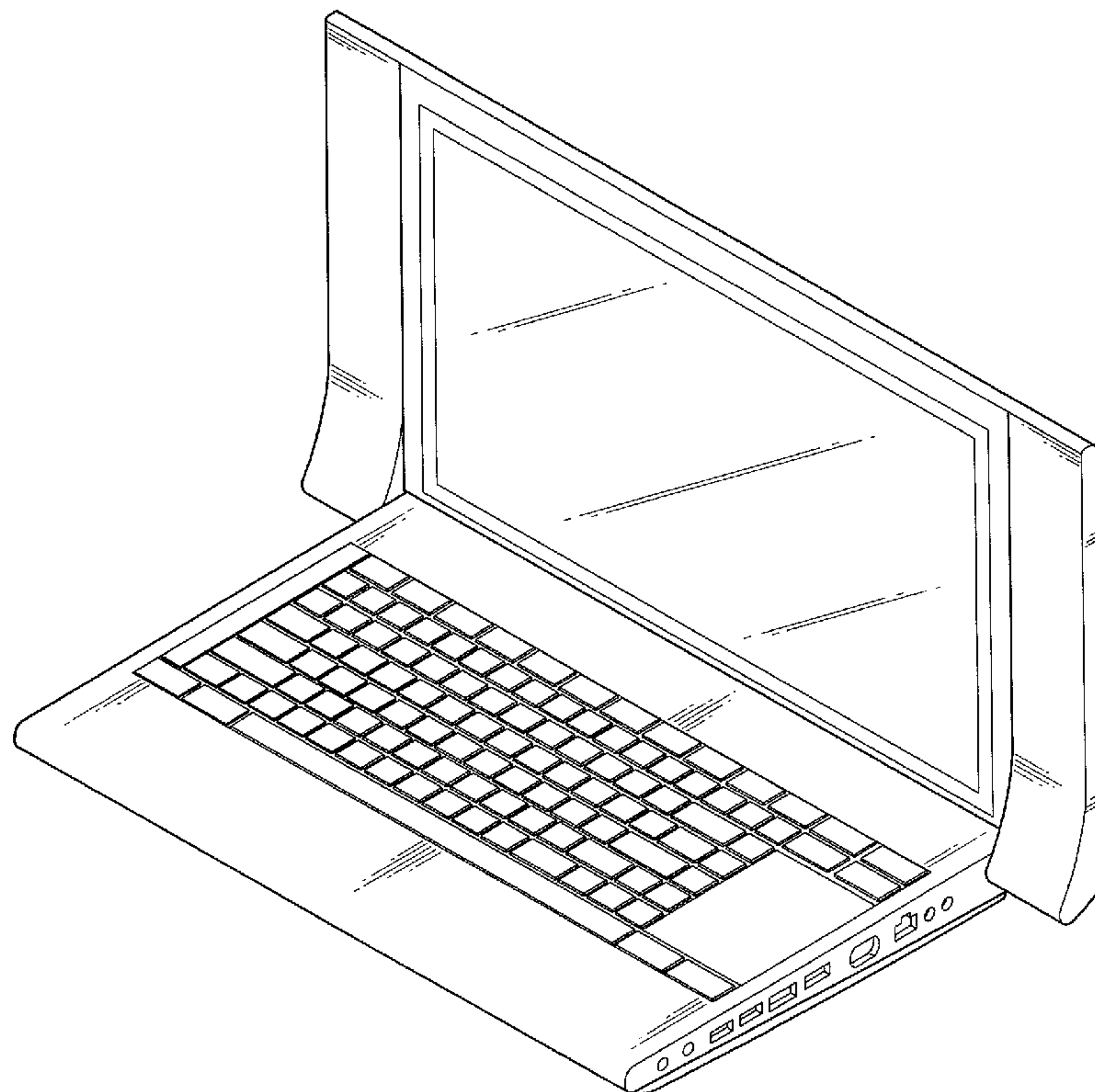
FIG. 5 is a right elevational view thereof;

FIG. 6 is a top view thereof;

FIG. 7 is a bottom view thereof; and,

FIG. 8 is a perspective view thereof showing the computer in an operative state.

1 Claim, 6 Drawing Sheets



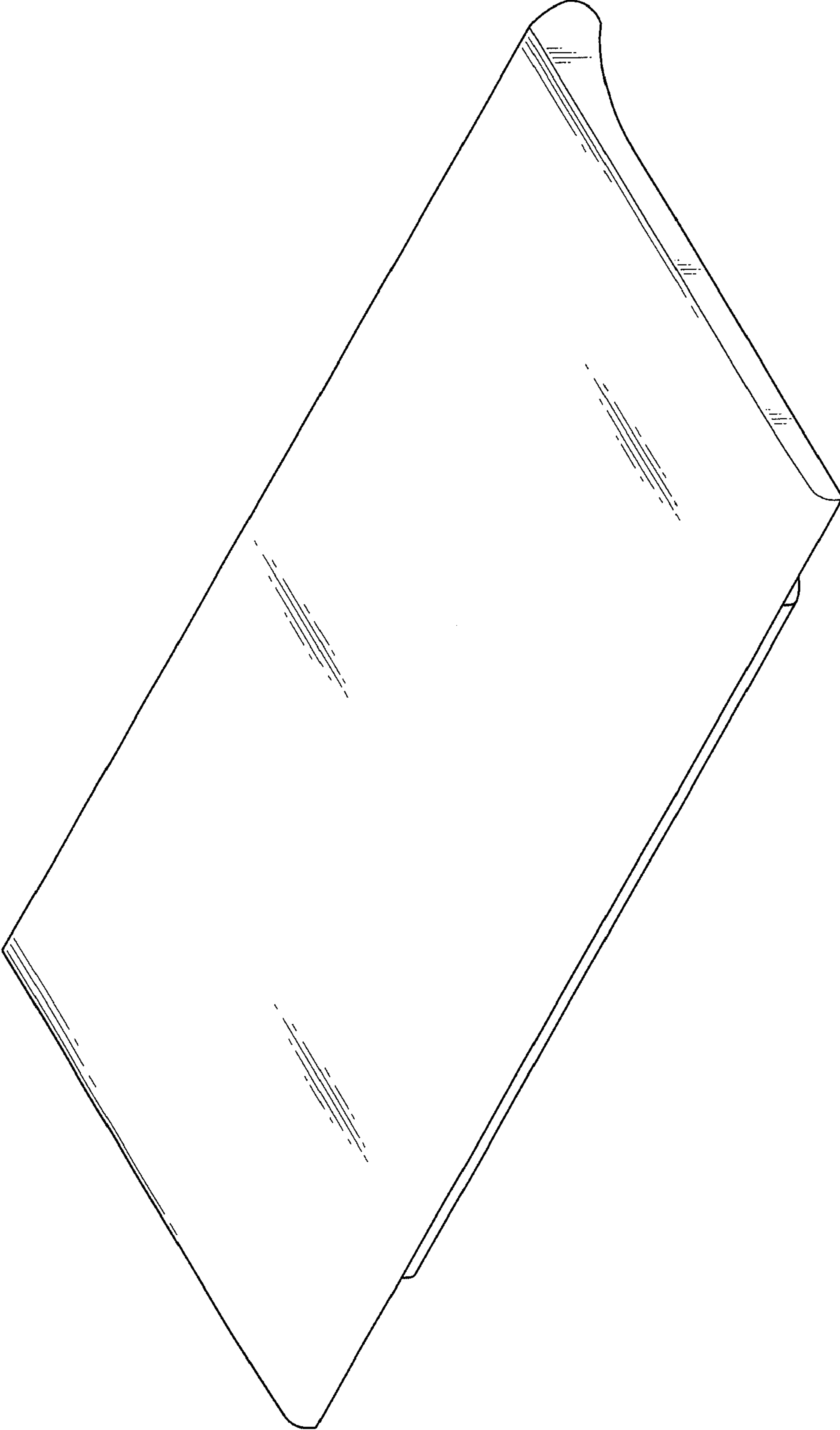


FIG. 1

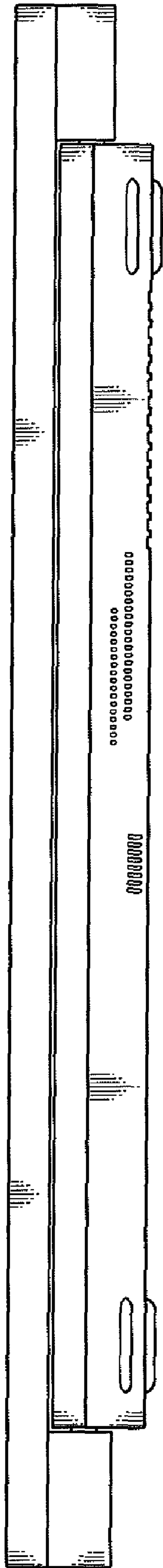


FIG. 2

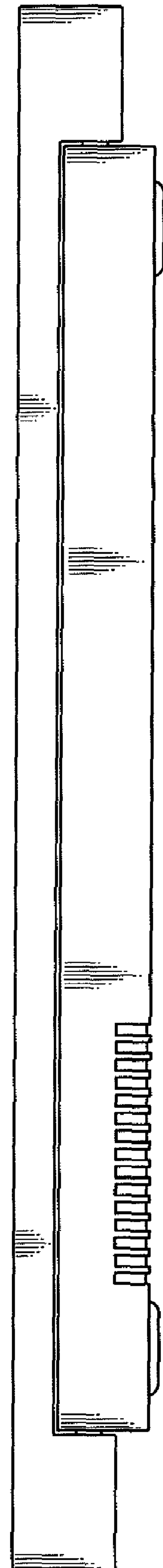


FIG. 3

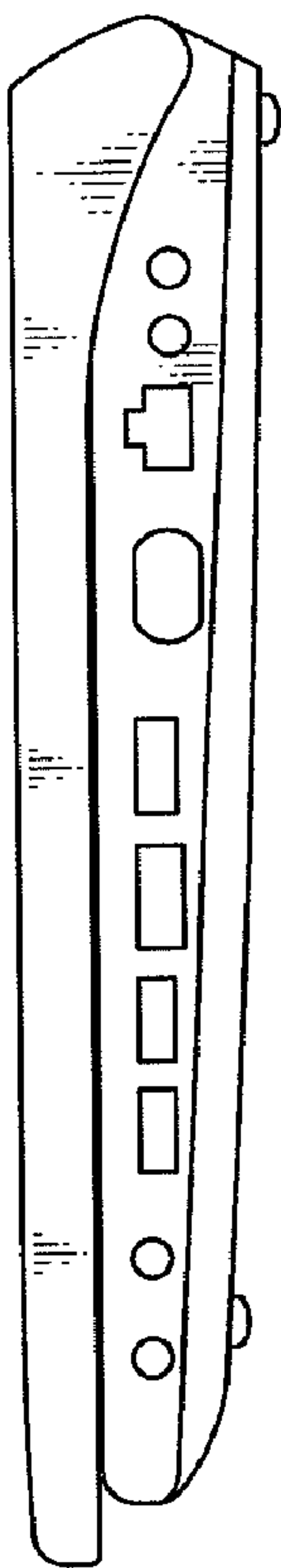


FIG. 5




FIG. 4




FIG. 6

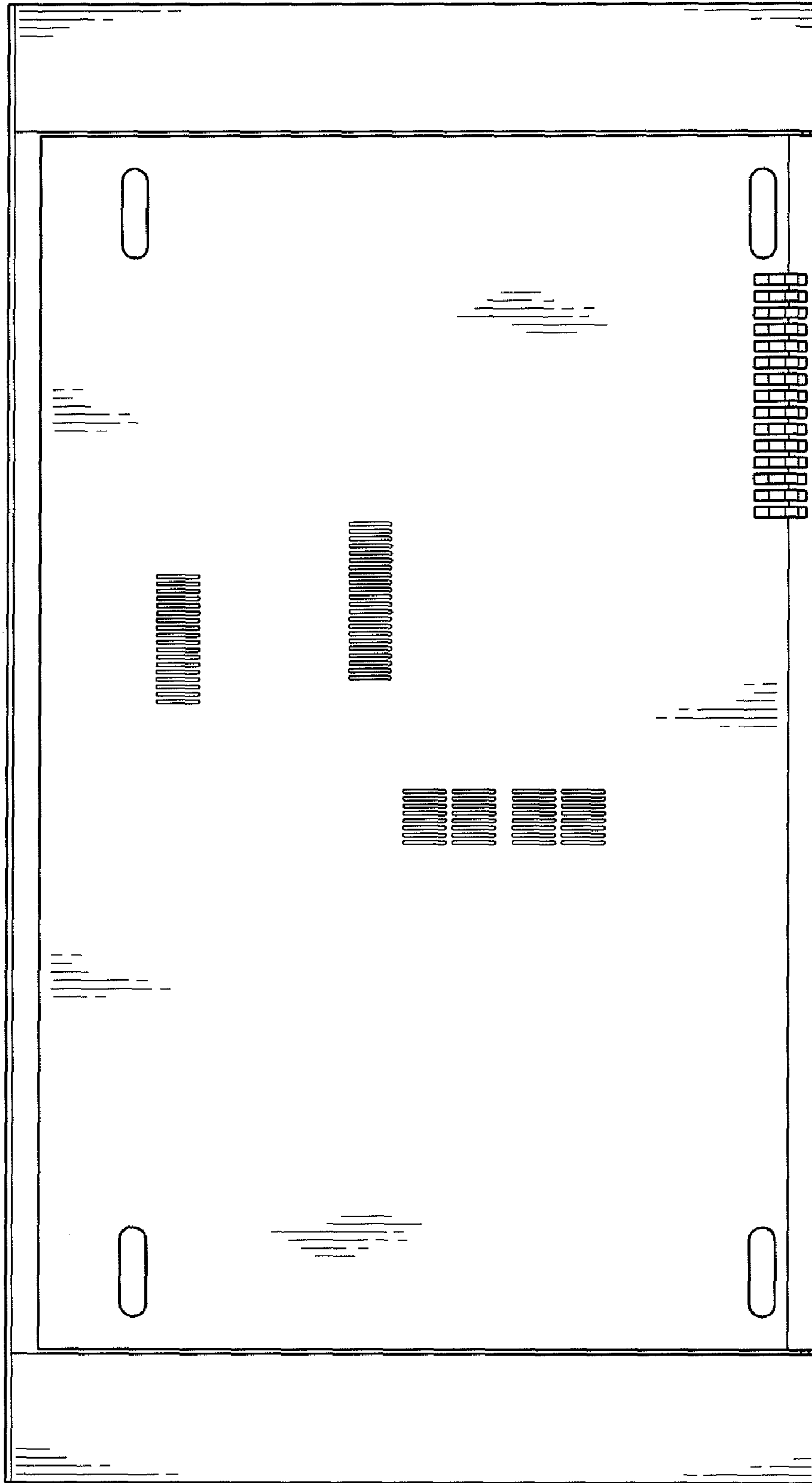


FIG. 7

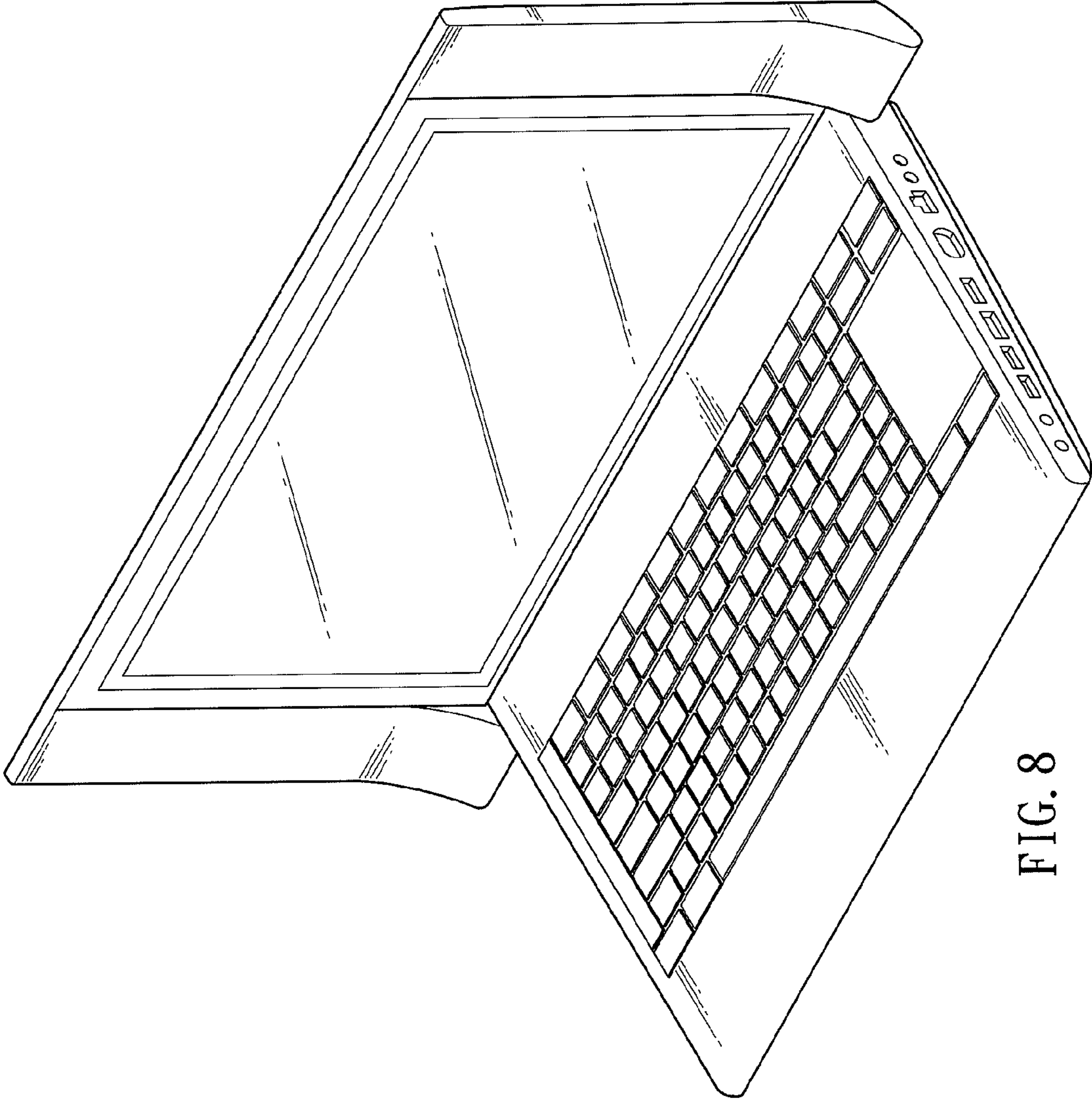


FIG. 8