



US00D629794S

(12) **United States Design Patent**  
**Aarrestad**

(10) **Patent No.:** **US D629,794 S**

(45) **Date of Patent:** **\*\* Dec. 28, 2010**

(54) **TABLE MICROPHONE**

(75) Inventor: **Glenn Robert Aarrestad**, Oslo (NO)

(73) Assignee: **Tandberg Telecom AS**, Lysaker (NO)

(\*\*) Term: **14 Years**

(21) Appl. No.: **29/347,507**

(22) Filed: **Feb. 16, 2010**

(30) **Foreign Application Priority Data**

Aug. 14, 2009 (NO) ..... 20090414

(51) **LOC (9) Cl.** ..... **14-01**

(52) **U.S. Cl.** ..... **D14/225**

(58) **Field of Classification Search** ..... D14/225-229,  
D14/137, 138, 159, 168, 191, 431, 224, 242,  
D14/155, 167, 203.3, 194, 192, 496; D13/168;  
340/825.69; 381/364, 365; 455/95, 569.1;  
348/148

See application file for complete search history.

(56) **References Cited**

**U.S. PATENT DOCUMENTS**

D23,111 S \* 3/1894 Scattergood ..... D14/155  
D242,554 S \* 11/1976 Flanagan ..... D99/25  
4,919,227 A \* 4/1990 Chicoine ..... 181/175  
D339,830 S \* 9/1993 Adell ..... D21/371  
D346,339 S \* 4/1994 Lintick ..... D10/104  
D371,054 S \* 6/1996 Henderson ..... D7/624.1  
D399,495 S \* 10/1998 Bachschmid ..... D13/177

D433,013 S \* 10/2000 Yuyama et al. .... D14/227  
D467,891 S \* 12/2002 Tokioka et al. .... D14/203.3  
D476,976 S \* 7/2003 Tanabe ..... D14/225  
6,593,851 B1 \* 7/2003 Bornstein ..... 340/539.15  
D518,478 S \* 4/2006 Song ..... D14/225  
D523,002 S \* 6/2006 Song ..... D14/225  
D535,971 S \* 1/2007 Andrade et al. .... D14/155  
D577,010 S \* 9/2008 Wilson et al. .... D14/225

\* cited by examiner

*Primary Examiner*—Austin Murphy

(74) *Attorney, Agent, or Firm*—Oblon, Spivak, McClelland,  
Maier & Neustadt, L.L.P.

(57) **CLAIM**

The ornamental design for a table microphone, as shown.

**DESCRIPTION**

FIG. 1 is a front, top, and left side perspective view of a table microphone;

FIG. 2 is a front elevational view thereof;

FIG. 3 is a rear elevational view thereof;

FIG. 4 is a bottom plan view thereof;

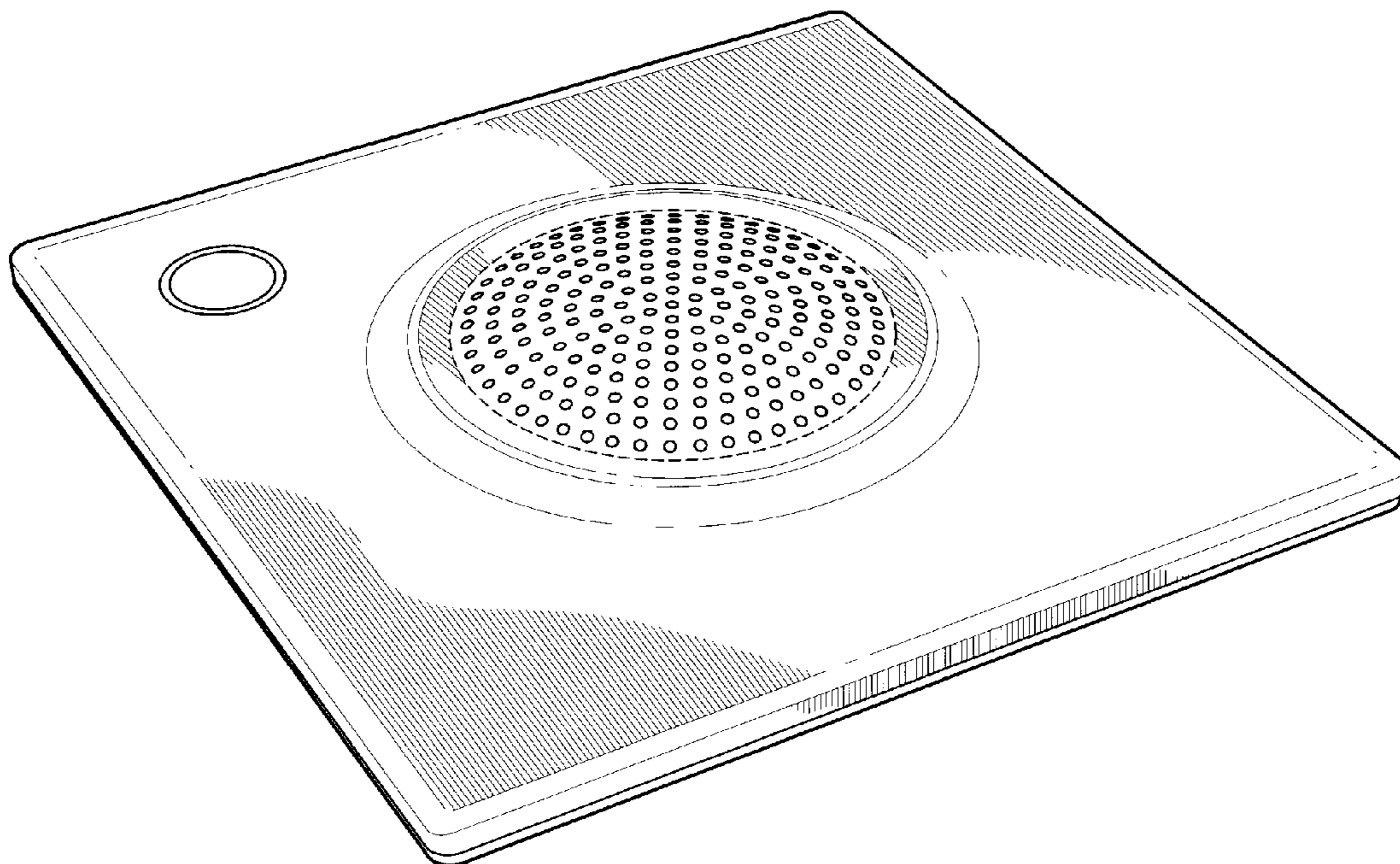
FIG. 5 is a top plan view thereof;

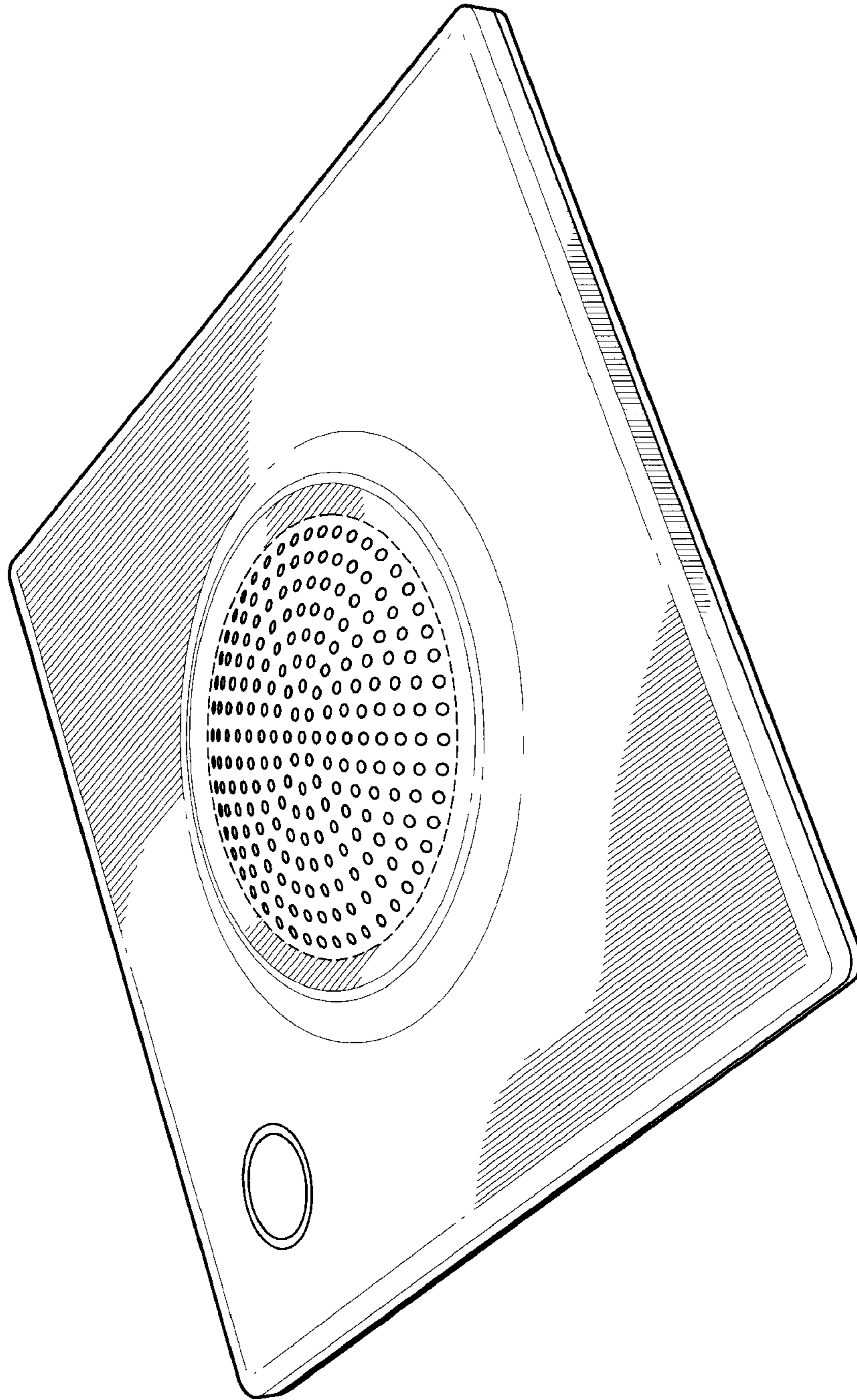
FIG. 6 is a left side elevational view thereof; and,

FIG. 7 is a right side elevational view thereof.


The broken lines shown in the drawings represent unclaimed portions of the table microphone and form no part of the claimed design.

**1 Claim, 7 Drawing Sheets**





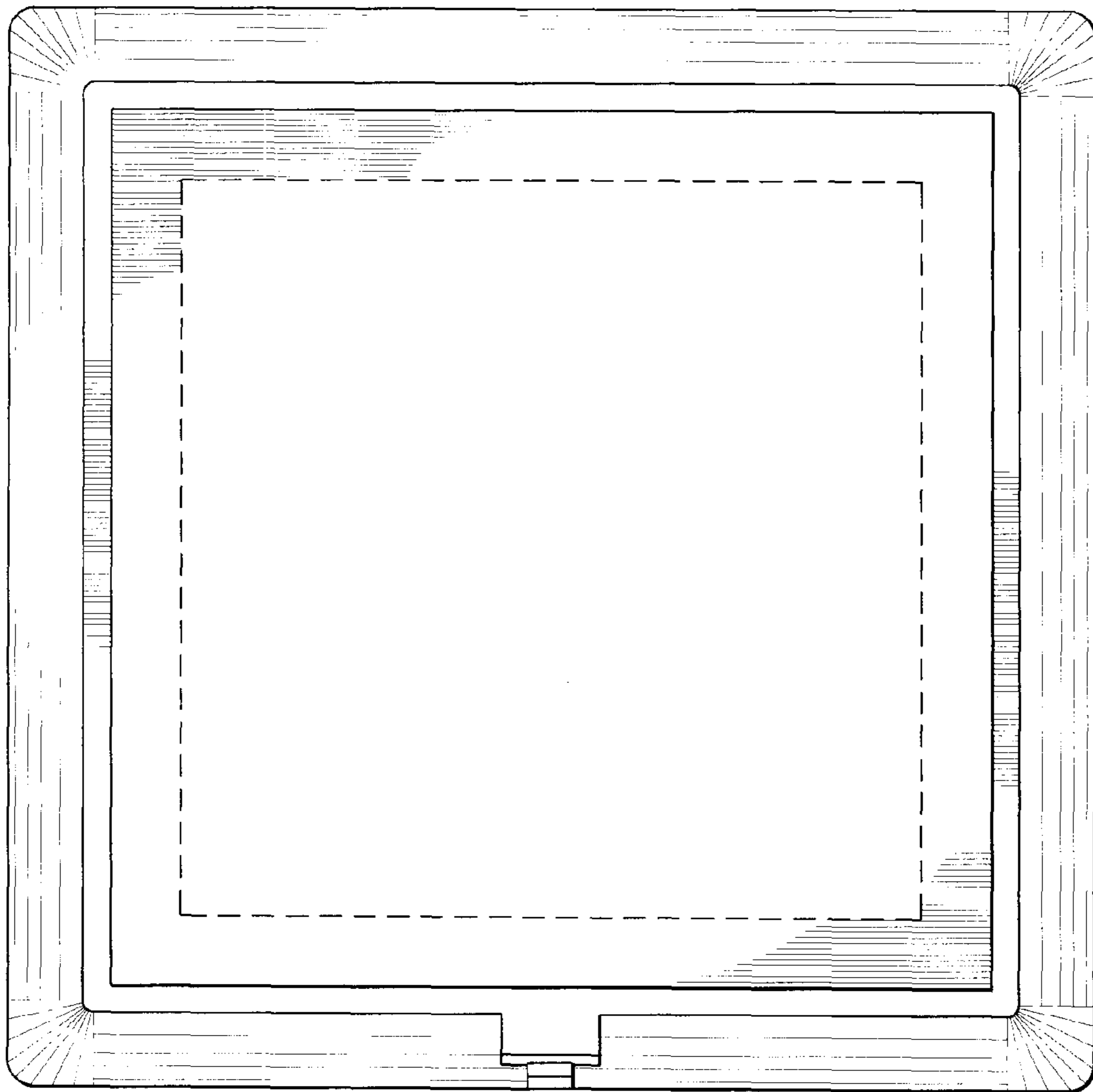
**Fig. 1**



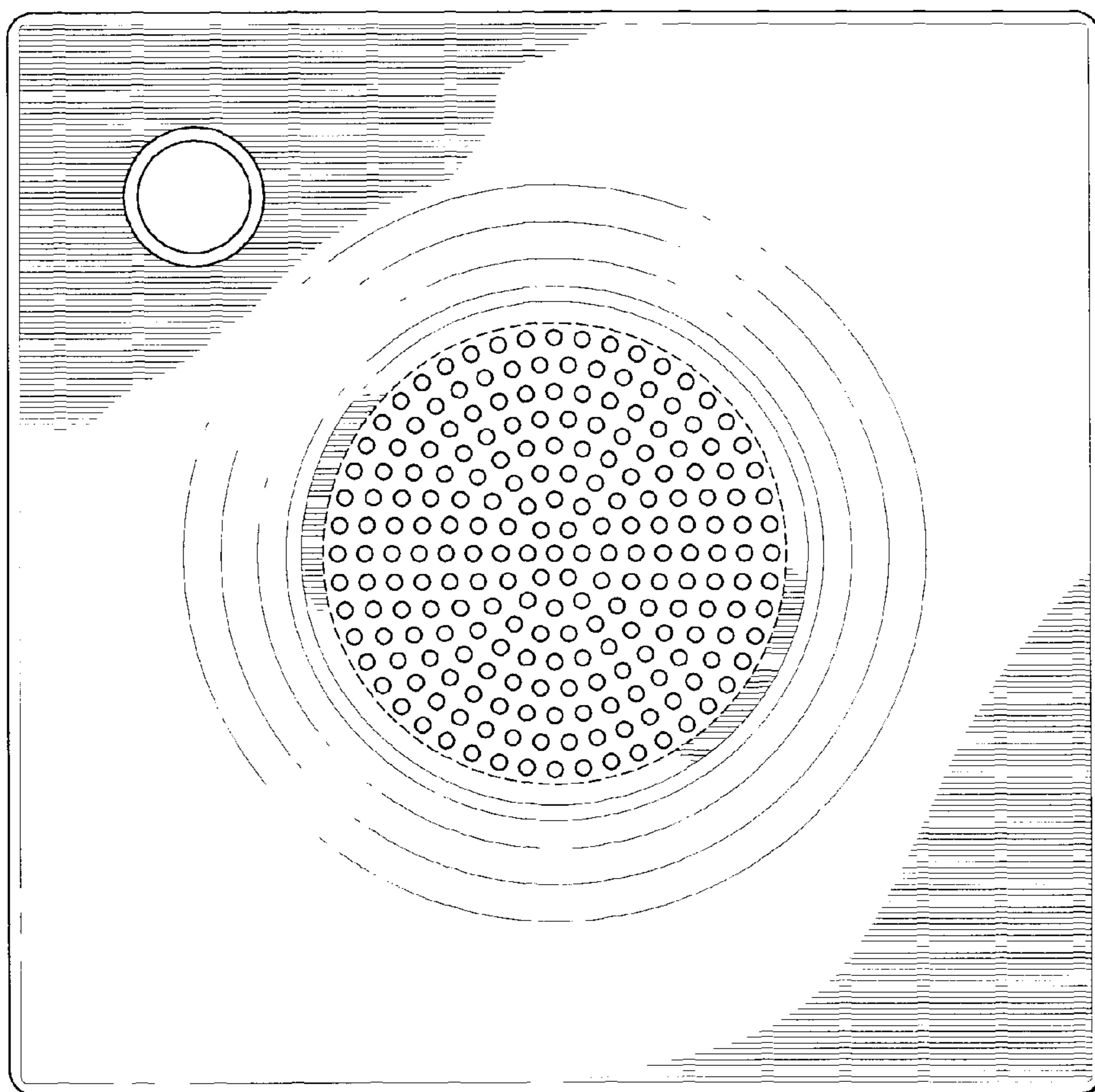
*Fig.2*




*Fig.3*




***Fig.4***



*Fig.5*



*Fig. 6*



*Fig. 7*