



US00D629793S

(12) **United States Design Patent**  
**Göransson**

(10) **Patent No.:** **US D629,793 S**

(45) **Date of Patent:** **\*\* Dec. 28, 2010**

(54) **HEADSET**

(75) Inventor: **Magnus Göransson**, Svedala (SE)

(73) Assignee: **Sony Ericsson Mobile Communications AB**, Lund (SE)

(\*\*) Term: **14 Years**

(21) Appl. No.: **29/352,520**

(22) Filed: **Dec. 22, 2009**

(30) **Foreign Application Priority Data**

Jun. 24, 1920 (EM) ..... 001147979-0004  
Jun. 24, 1920 (EM) ..... 001147979-0005

(51) **LOC (9) Cl.** ..... **14-01**

(52) **U.S. Cl.** ..... **D14/223**

(58) **Field of Classification Search** ..... D14/205,  
D14/206, 223, 225, 226, 228; 181/129, 130,  
181/135; 381/380, 381; 379/430, 431  
See application file for complete search history.

(56) **References Cited**

**U.S. PATENT DOCUMENTS**

D392,979 S \* 3/1998 Inukai ..... D14/228  
D463,787 S \* 10/2002 Beraut et al. .... D14/218  
D465,476 S \* 11/2002 Golding et al. .... D14/238.1  
D465,477 S \* 11/2002 Beraut et al. .... D14/218  
D554,627 S \* 11/2007 Gondo ..... D14/223  
D564,495 S \* 3/2008 Sasaki ..... D14/205  
D572,703 S \* 7/2008 Ledbetter et al. .... D14/205  
D576,154 S \* 9/2008 Ledbetter et al. .... D14/223

D586,332 S \* 2/2009 Ewert et al. .... D14/223  
D587,681 S \* 3/2009 Yanai ..... D14/205  
D587,685 S \* 3/2009 Densho ..... D14/206  
D589,493 S \* 3/2009 Densho ..... D14/206  
D591,721 S \* 5/2009 Densho ..... D14/205  
D599,778 S \* 9/2009 Ando ..... D14/205  
D602,905 S \* 10/2009 Morisawa ..... D14/205  
D604,272 S \* 11/2009 Kitayama ..... D14/223  
D605,182 S \* 12/2009 Fagnot ..... D14/223  
D605,636 S \* 12/2009 Yang ..... D14/223  
D606,971 S \* 12/2009 Christopher et al. .... D14/205  
D616,874 S \* 6/2010 Matsuoka ..... D14/223

\* cited by examiner

*Primary Examiner*—Paula Greene

(74) *Attorney, Agent, or Firm*—Myers Bigel Sibley & Sajovec

(57) **CLAIM**

The ornamental design for a headset, as shown and described.

**DESCRIPTION**

FIG. 1 is a front perspective view of a headset showing my design;

FIG. 2 is a top view thereof;

FIG. 3 is a bottom view thereof;

FIG. 4 is a front view thereof;

FIG. 5 is a back view thereof;

FIG. 6 is a side view thereof; and,

FIG. 7 is a opposing side view thereof.

**1 Claim, 2 Drawing Sheets**

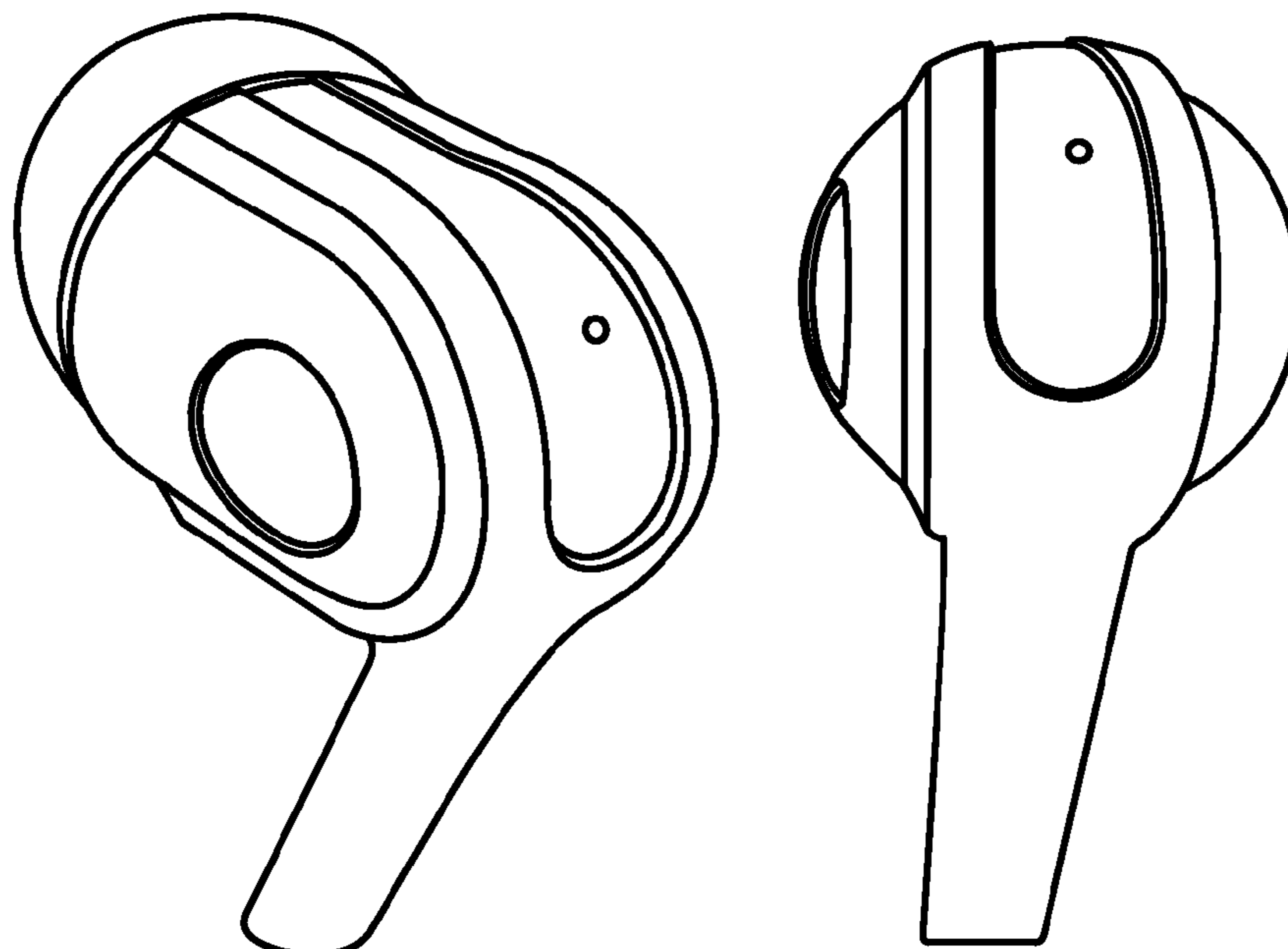




Figure 1

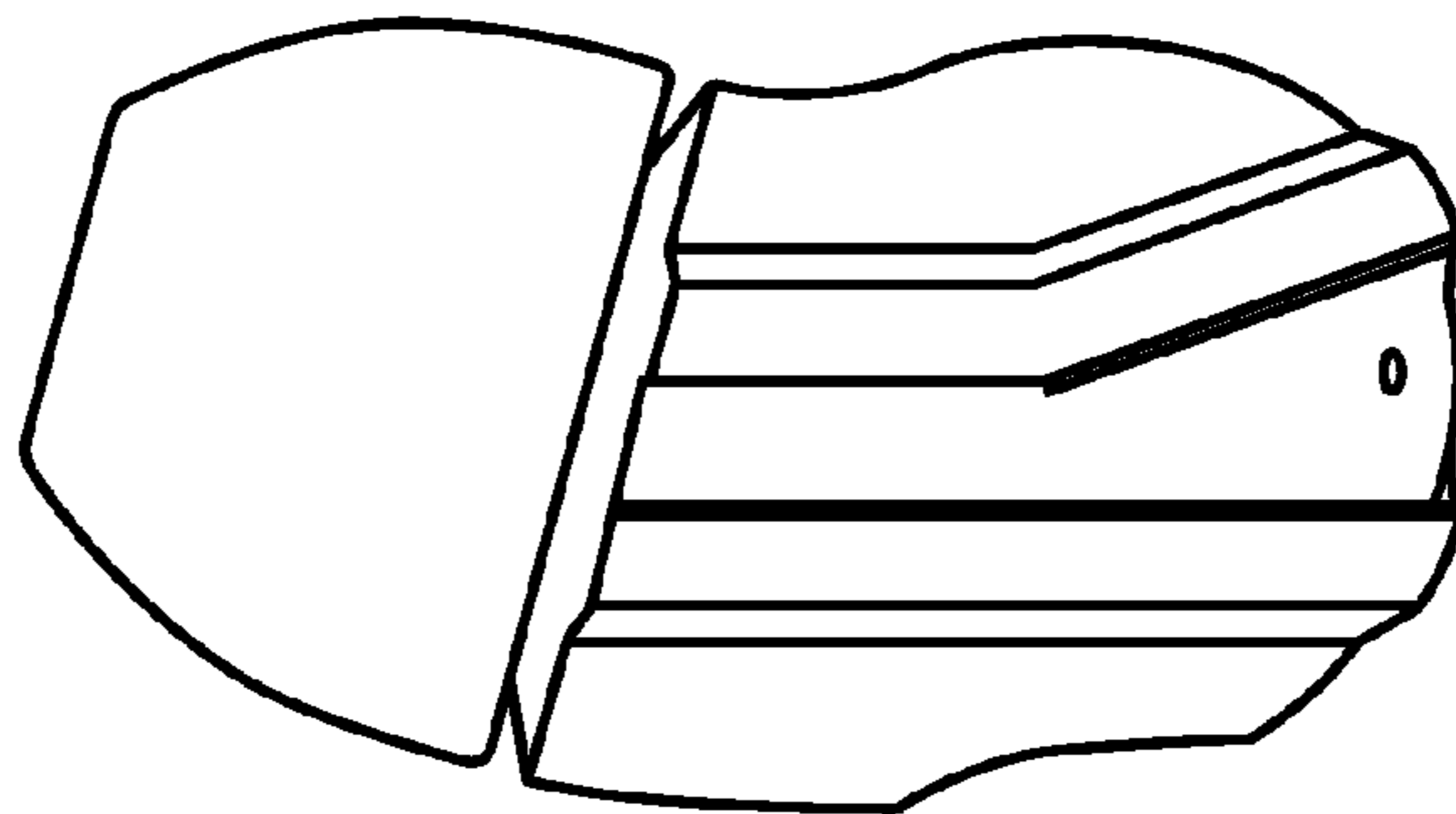


Figure 2

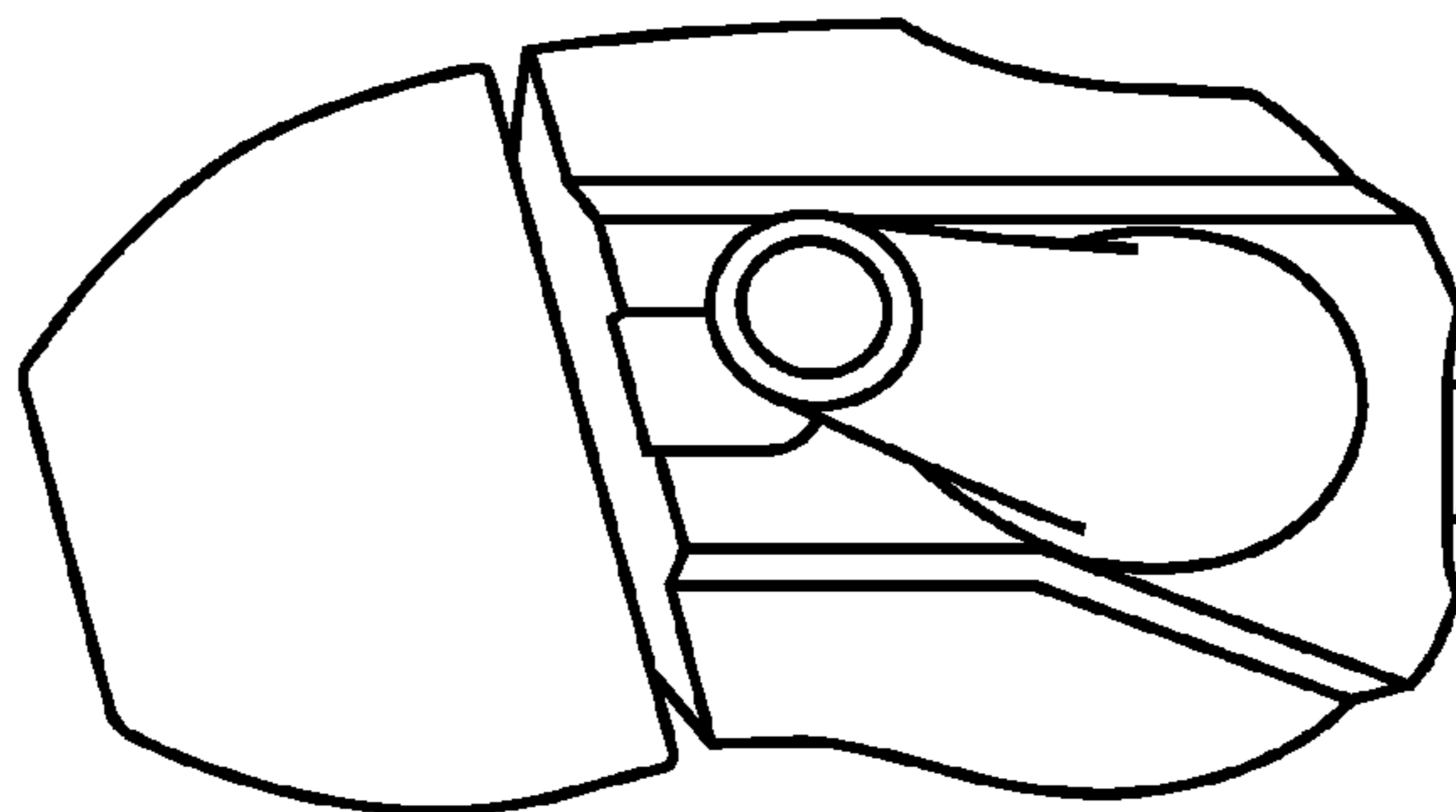


Figure 3

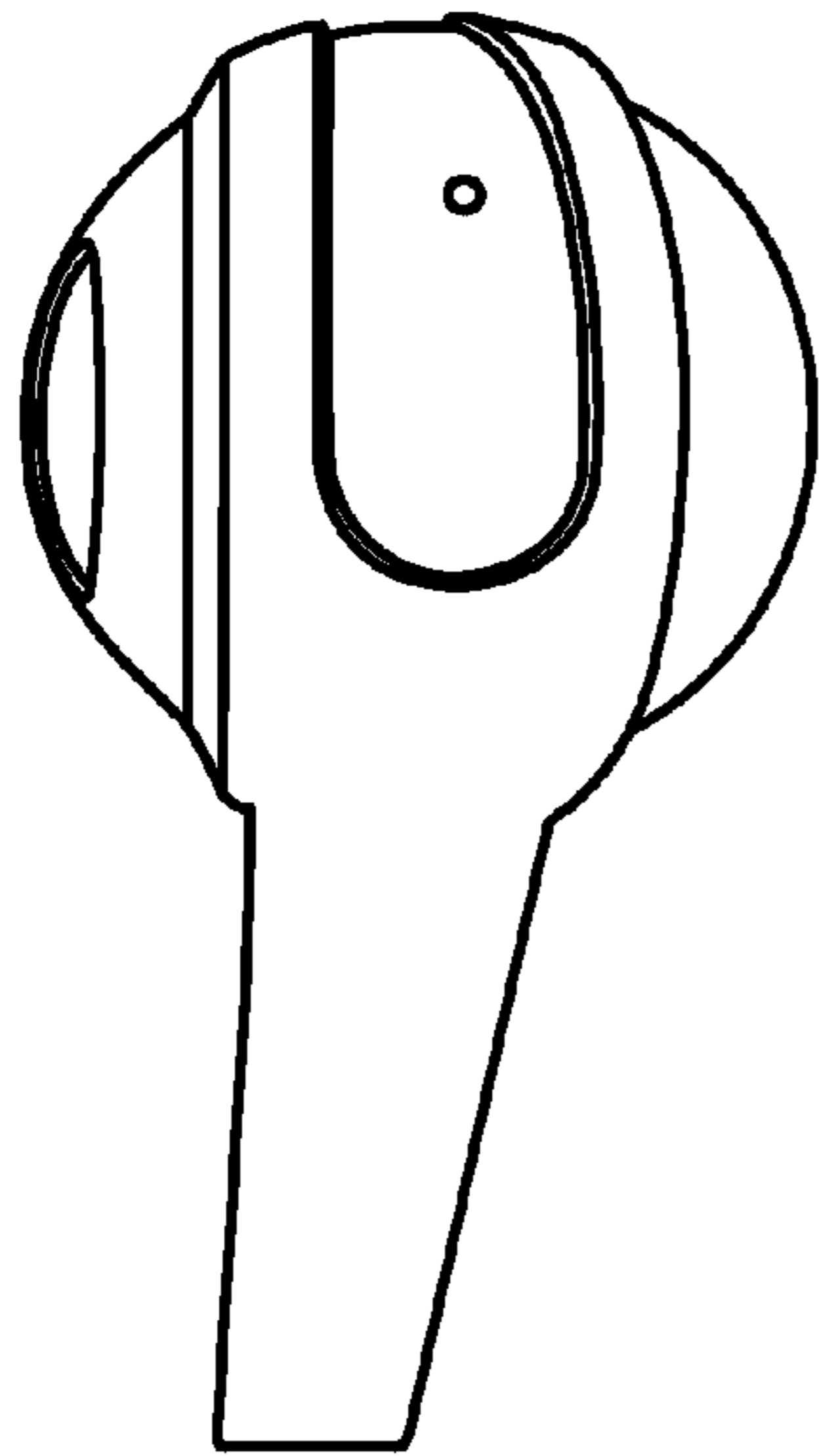


Figure 4

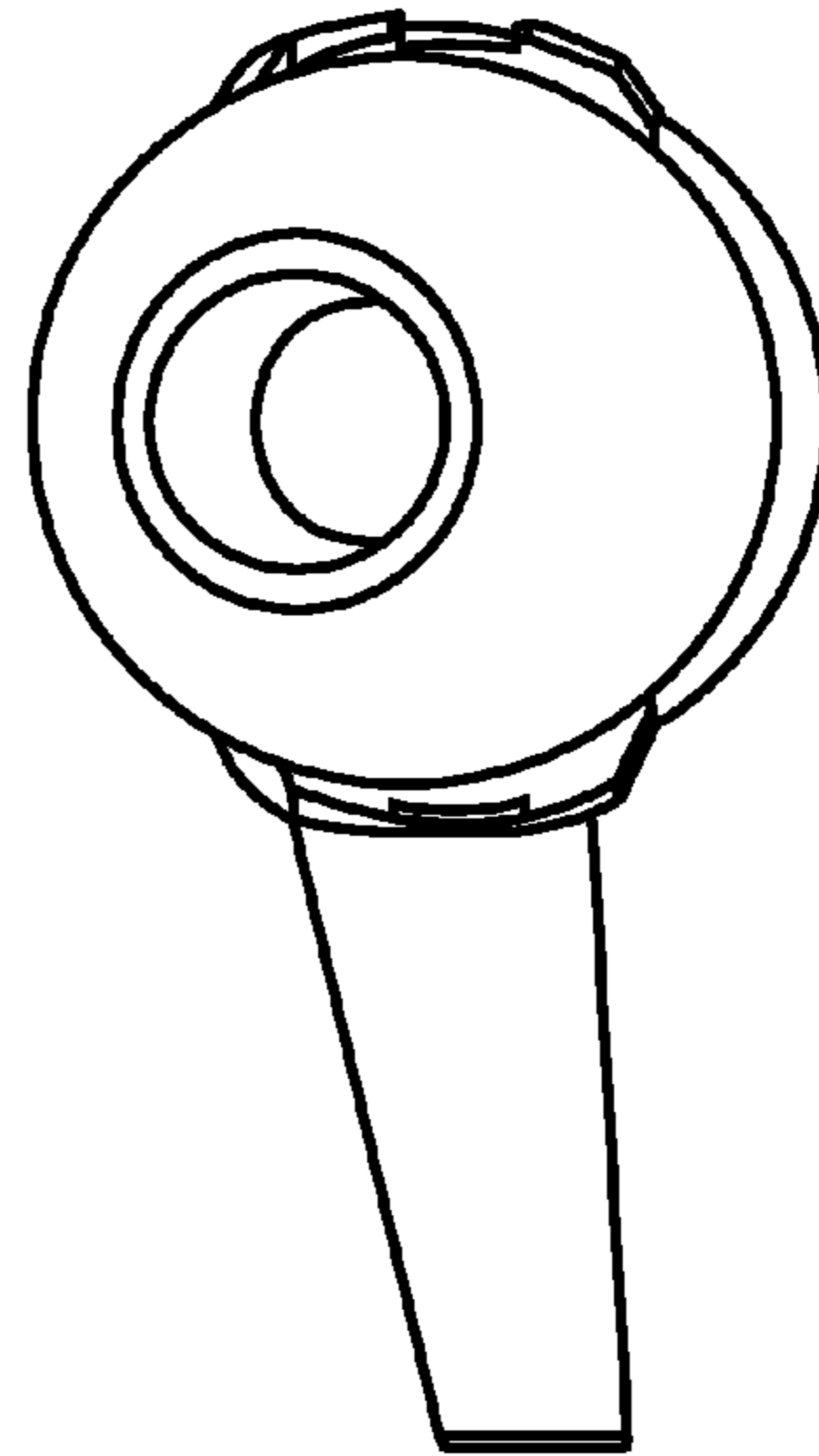


Figure 5

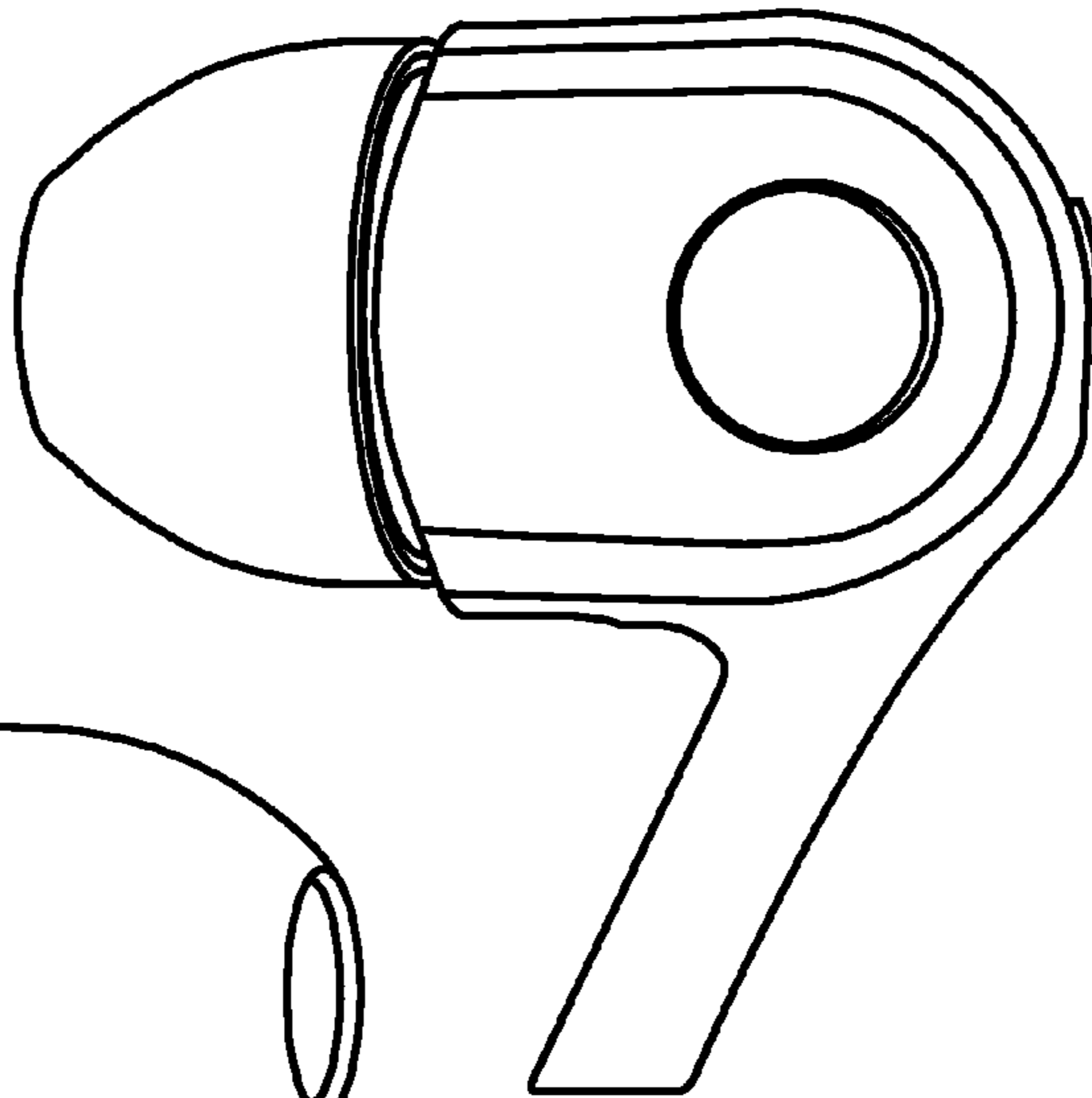


Figure 6

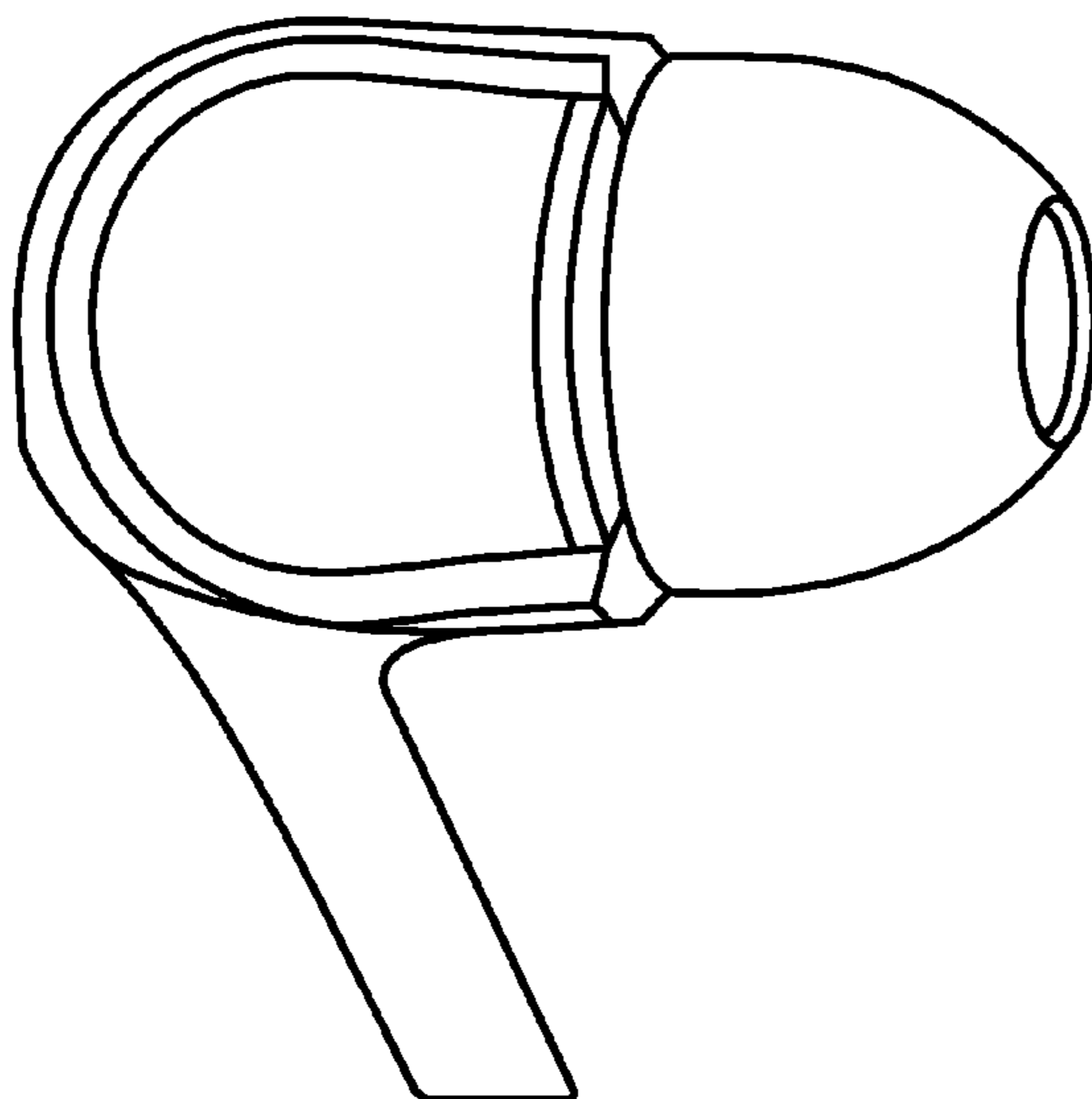


Figure 7

UNITED STATES PATENT AND TRADEMARK OFFICE  
**CERTIFICATE OF CORRECTION**

PATENT NO. : D629,793 S  
APPLICATION NO. : 29/352520  
DATED : December 28, 2010  
INVENTOR(S) : Göransson

Page 1 of 1

It is certified that error appears in the above-identified patent and that said Letters Patent is hereby corrected as shown below:

On Title Page:

Item 30, Foreign Application Priority Data, Line 19:

Please correct "1920" to read -- 2009 --

Item 30, Foreign Application Priority Data, Line 20:

Please correct "1920" to read -- 2009 --

Signed and Sealed this  
Twenty-eighth Day of June, 2011



David J. Kappos  
*Director of the United States Patent and Trademark Office*