



US00D629746S

(12) **United States Design Patent**
Workman et al.

(10) **Patent No.:** **US D629,746 S**

(45) **Date of Patent:** **** Dec. 28, 2010**

(54) **PORTABLE BATTERY PACK**

(75) Inventors: **Robert Emmett Workman**, Morgan, UT (US); **Norm Krantz**, Logan, UT (US); **Arthur Lee Dietrich-Croy**, Salt Lake City, UT (US); **John R. Omdahl, II**, Lindon, UT (US); **Michael S. Horito**, Provo, UT (US)

(73) Assignee: **Goal Zero LLC**, Bluffdale, UT (US)

(**) Term: **14 Years**

(21) Appl. No.: **29/350,402**

(22) Filed: **Nov. 16, 2009**

(51) **LOC (9) Cl.** **13-02**

(52) **U.S. Cl.** **D13/103**

(58) **Field of Classification Search** D13/102–106,
D13/110, 118–119, 184, 199; 429/96–100,
429/163, 176

See application file for complete search history.

(56) **References Cited**

U.S. PATENT DOCUMENTS

D354,729 S *	1/1995	Poon	D13/106
D393,446 S *	4/1998	Bellofatto et al.	D13/106
D403,660 S *	1/1999	Poon	D13/106
D444,125 S *	6/2001	Shy	D13/110
D509,181 S *	9/2005	Nellenbach et al.	D13/103
D516,505 S *	3/2006	Niitsuma et al.	D13/106
D545,268 S *	6/2007	Shiu	D13/103
D555,586 S *	11/2007	McConnell	D13/103
D559,175 S *	1/2008	Houghton	D13/103

D581,867 S *	12/2008	Crawford et al.	D13/103
D599,733 S *	9/2009	Mizuta et al.	D13/102
D600,000 S *	9/2009	Horito et al.	D13/103
D603,789 S *	11/2009	Hallee et al.	D13/103

* cited by examiner

Primary Examiner—Rosemary K Tarcza
(74) *Attorney, Agent, or Firm*—Foley & Lardner LLP

(57) **CLAIM**

The ornamental design for portable battery pack, as shown and described.

DESCRIPTION

FIG. 1 is an isometric view of a first embodiment of the portable battery pack of the present invention;

FIG. 2 is a front elevational view of the portable battery pack of FIG. 1;

FIG. 3 is a back elevational view of the portable battery pack of FIG. 1;

FIG. 4 is a right side elevational view of the portable battery pack of FIG. 1;

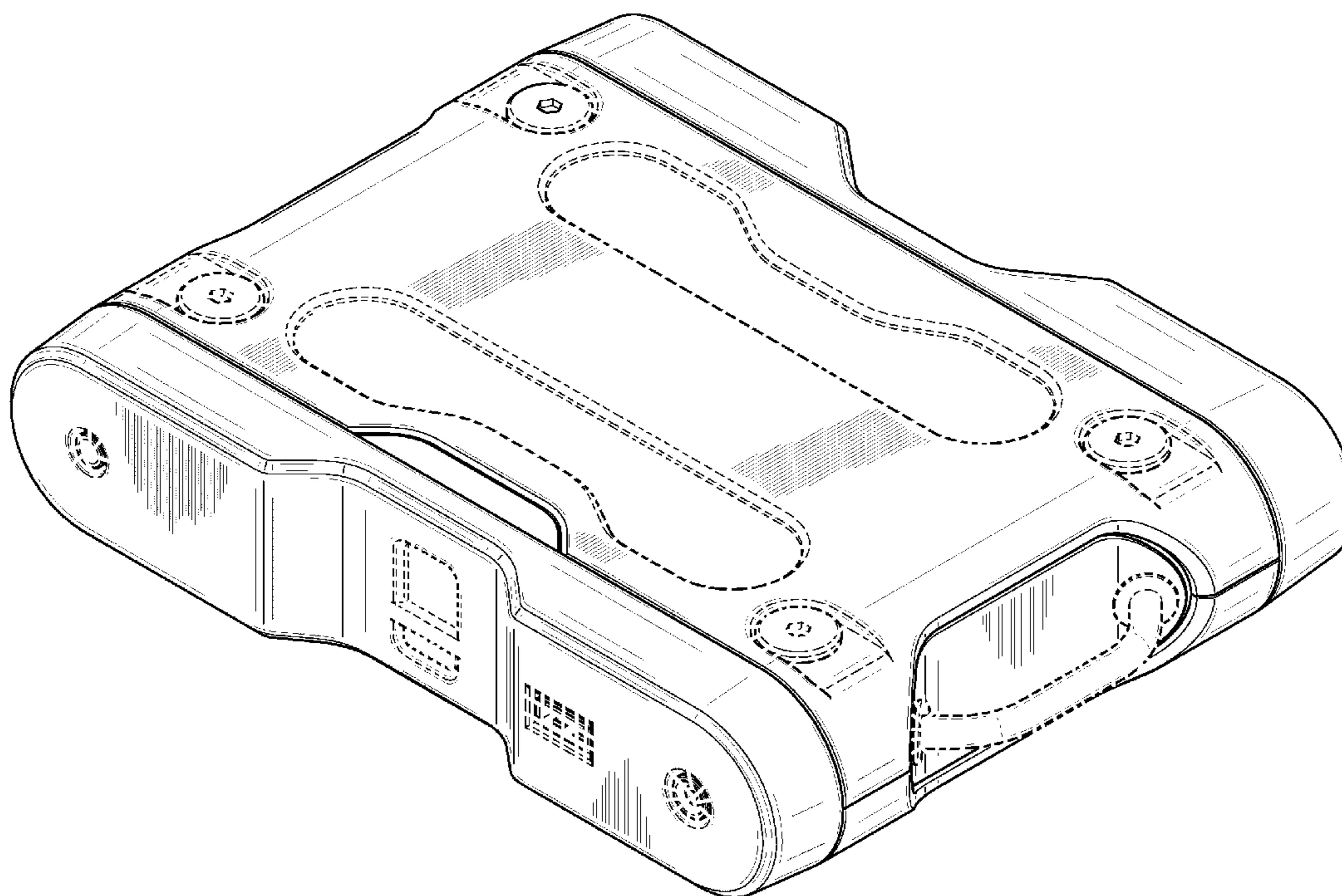
FIG. 5 is a left side elevational view of the portable battery pack of FIG. 1;

FIG. 6 is a top view of the portable battery pack of FIG. 1; and,

FIG. 7 is a bottom view of the portable battery pack of FIG. 1.

The broken lines shown in the drawings are included for the purpose of illustrating unclaimed portions of the portable battery pack and form no part of the claimed design.

1 Claim, 5 Drawing Sheets



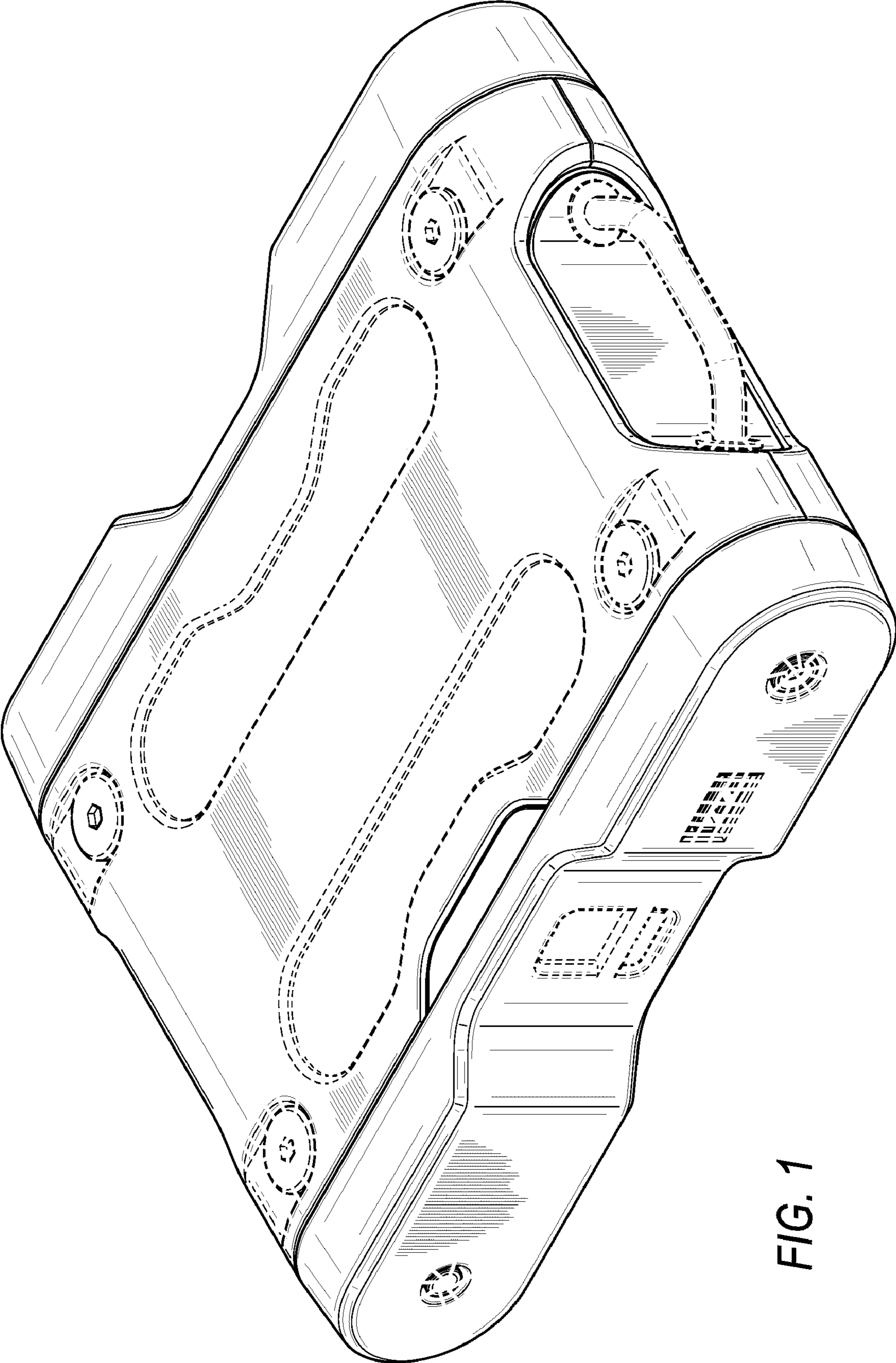


FIG. 1

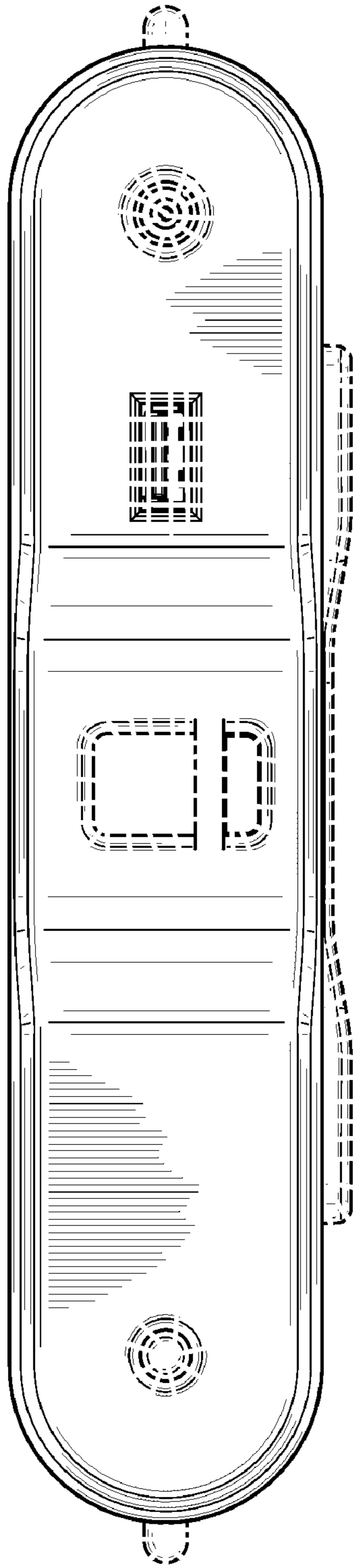


FIG. 2

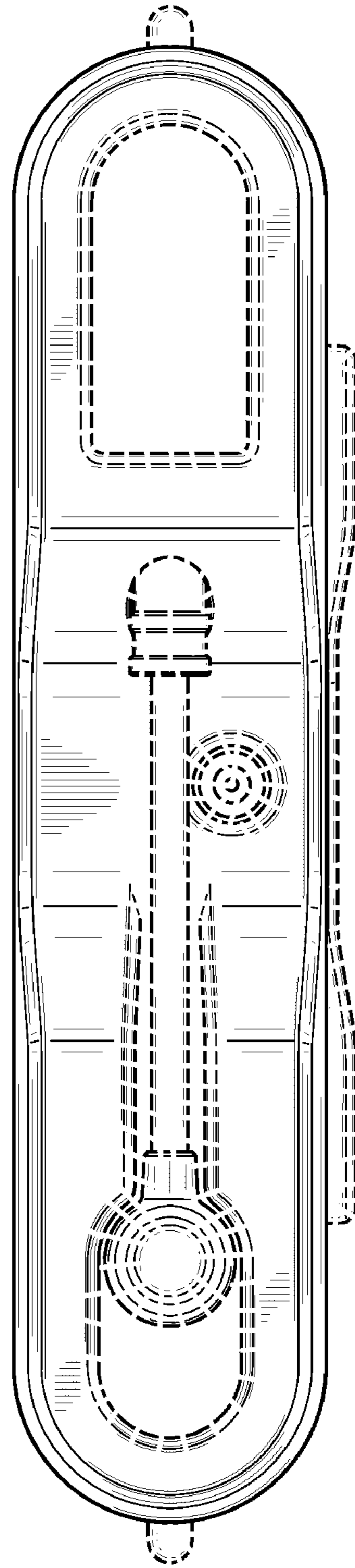


FIG. 3

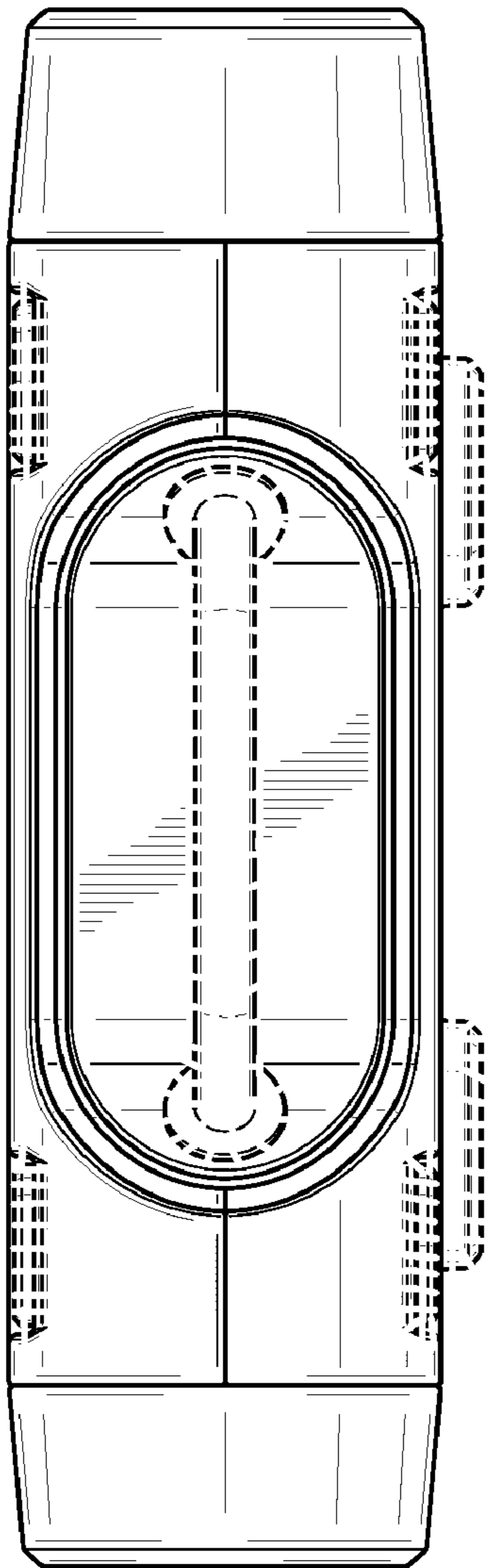


FIG. 4

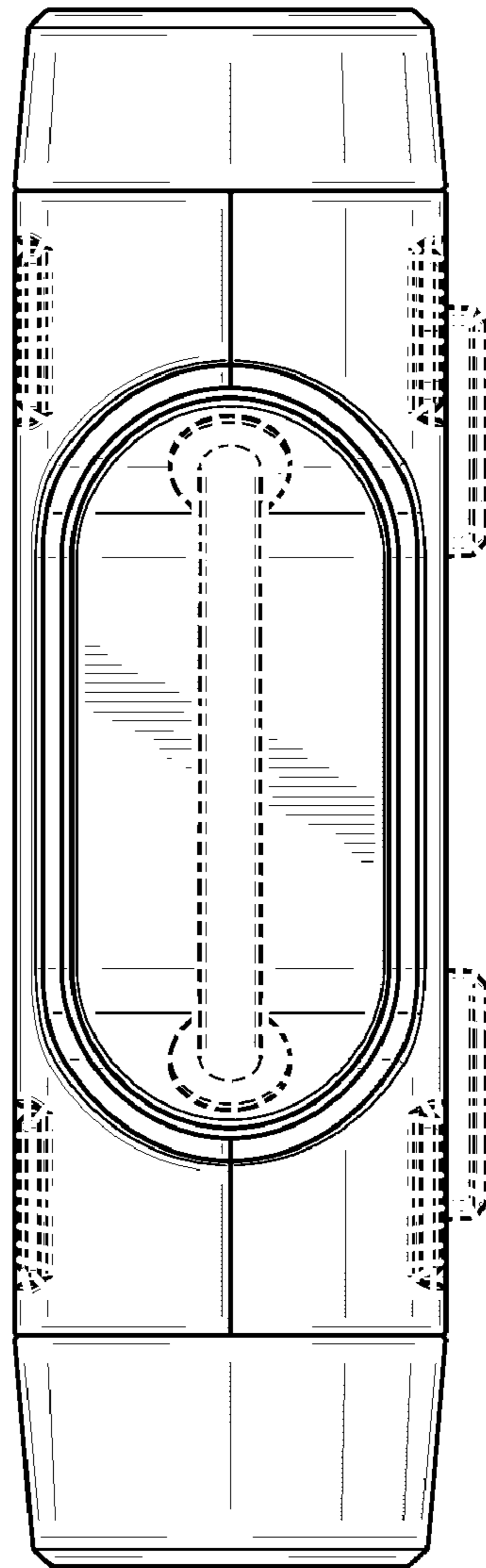


FIG. 5

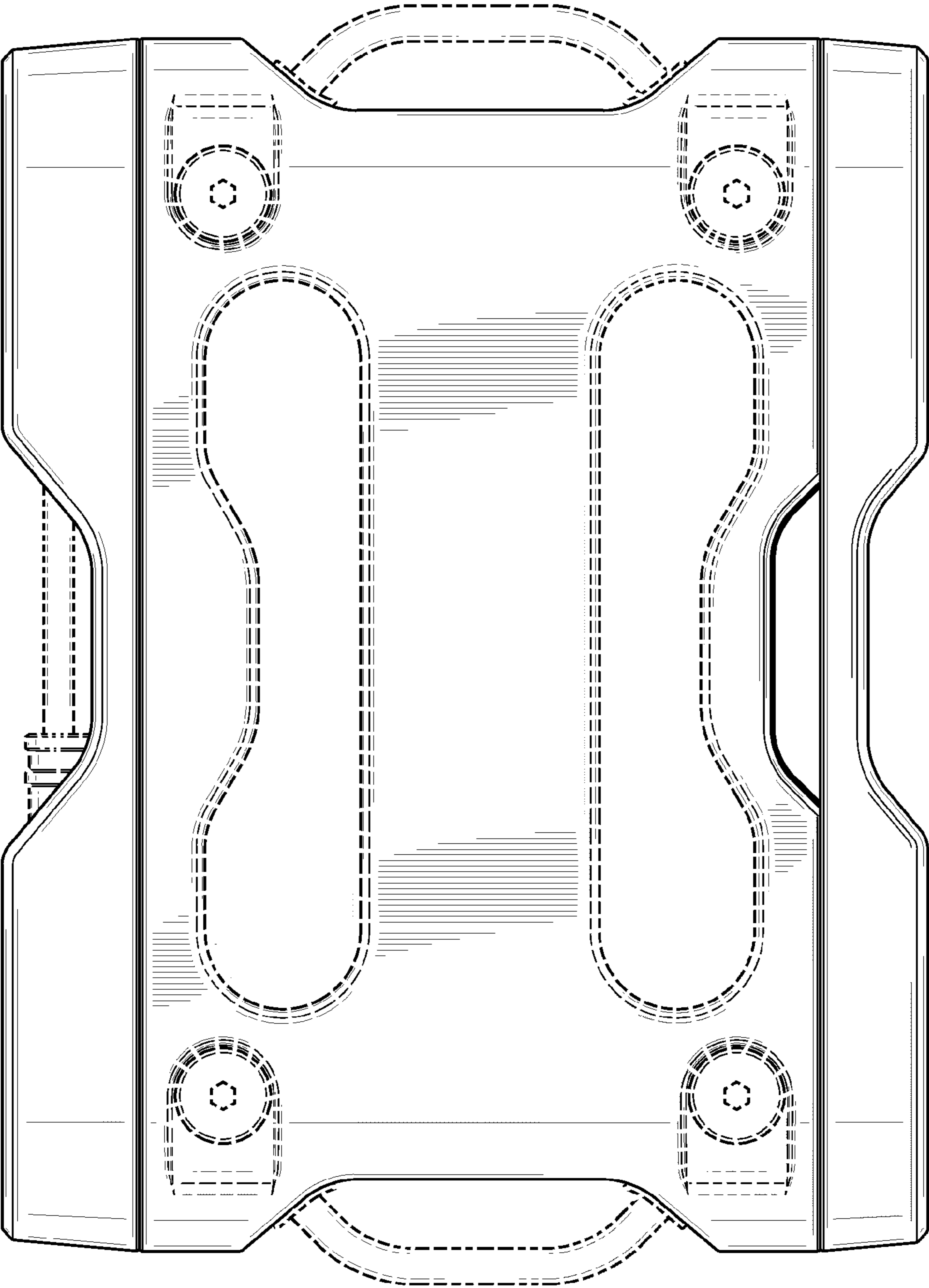


FIG. 6

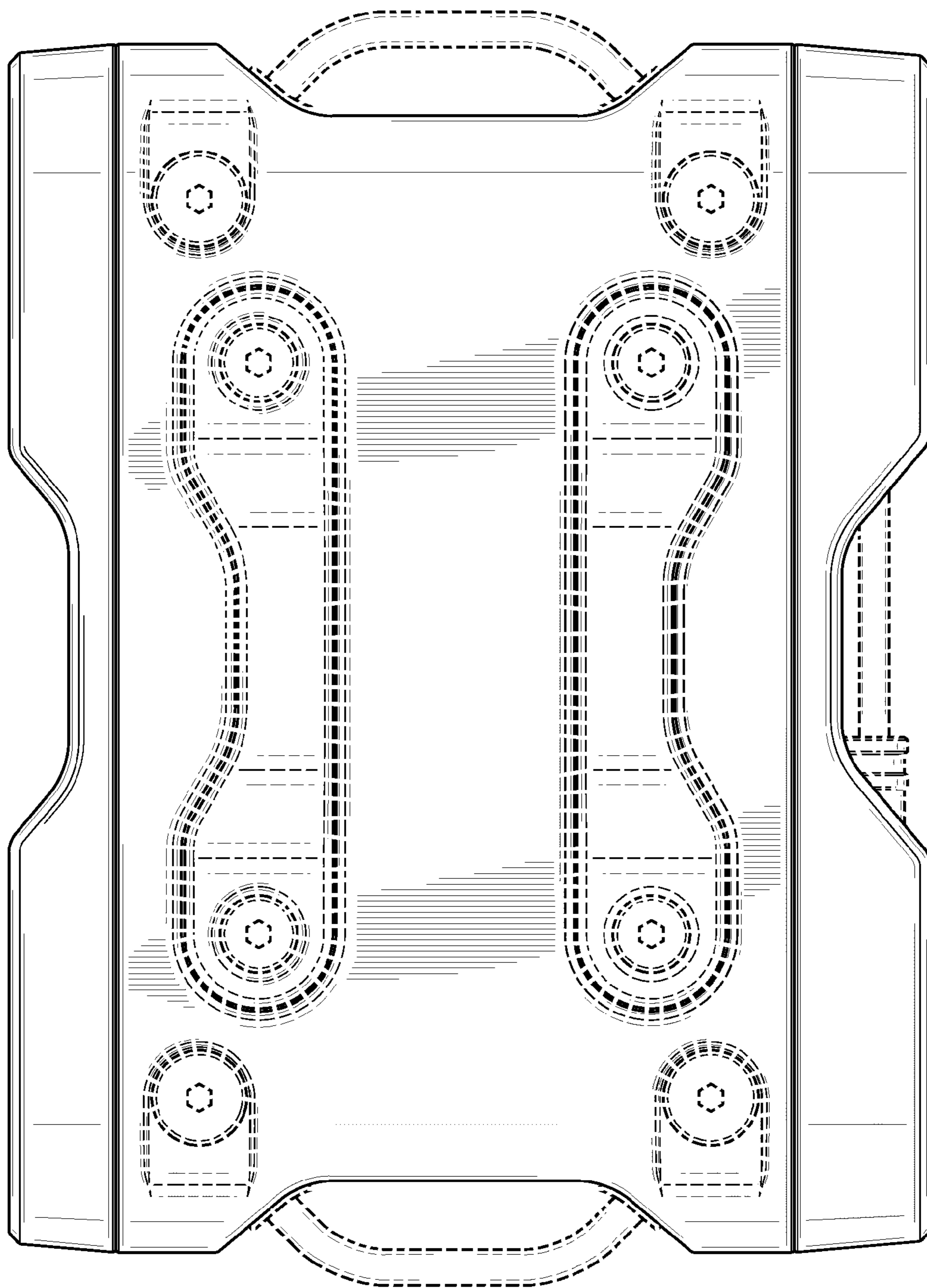


FIG. 7