



US00D629736S

(12) **United States Design Patent**
Humphreys et al.

(10) **Patent No.:** **US D629,736 S**

(45) **Date of Patent:** **** Dec. 28, 2010**

(54) **TAIL MODULE FOR AN UNMANNED UNDERWATER VEHICLE**

5,000,709 A * 3/1991 Bergeron D12/317

(Continued)

(75) Inventors: **Douglas E. Humphreys**, Great Falls, VA (US); **Daniel Slaski**, Arlington, VA (US); **Thomas F. Tureaud**, Fairfax, VA (US)

FOREIGN PATENT DOCUMENTS

DE 39 27 725 A1 2/1991

(73) Assignee: **Vehicle Control Technologies, Inc.**, Reston, VA (US)

OTHER PUBLICATIONS

Vehicle Control Technologies, Inc., "STTR Proposal No. NO8A-016-0269—Expendable Glider for Oceanographic Research", Mar. 18, 2008, pp. 3-25.

(**) Term: **14 Years**

(Continued)

(21) Appl. No.: **29/351,242**

Primary Examiner—Cynthia M Chin

(22) Filed: **Dec. 2, 2009**

(74) *Attorney, Agent, or Firm*—Womble Carlyle Sandridge & Rice, PLLC

(51) **LOC (9) Cl.** **12-06**

(52) **U.S. Cl.** **D12/317; D12/308**

(58) **Field of Classification Search** D12/214, D12/308, 317, 318; 114/20.1, 244, 245, 114/312, 315, 316, 318, 319, 322, 330–333, 114/337, 338; 440/49, 51, 53, 61 R, 61 T, 440/66, 76, 79–81, 89 R

(57) **CLAIM**

The ornamental design for a tail module for an unmanned underwater vehicle, as shown and described.

See application file for complete search history.

DESCRIPTION

(56) **References Cited**

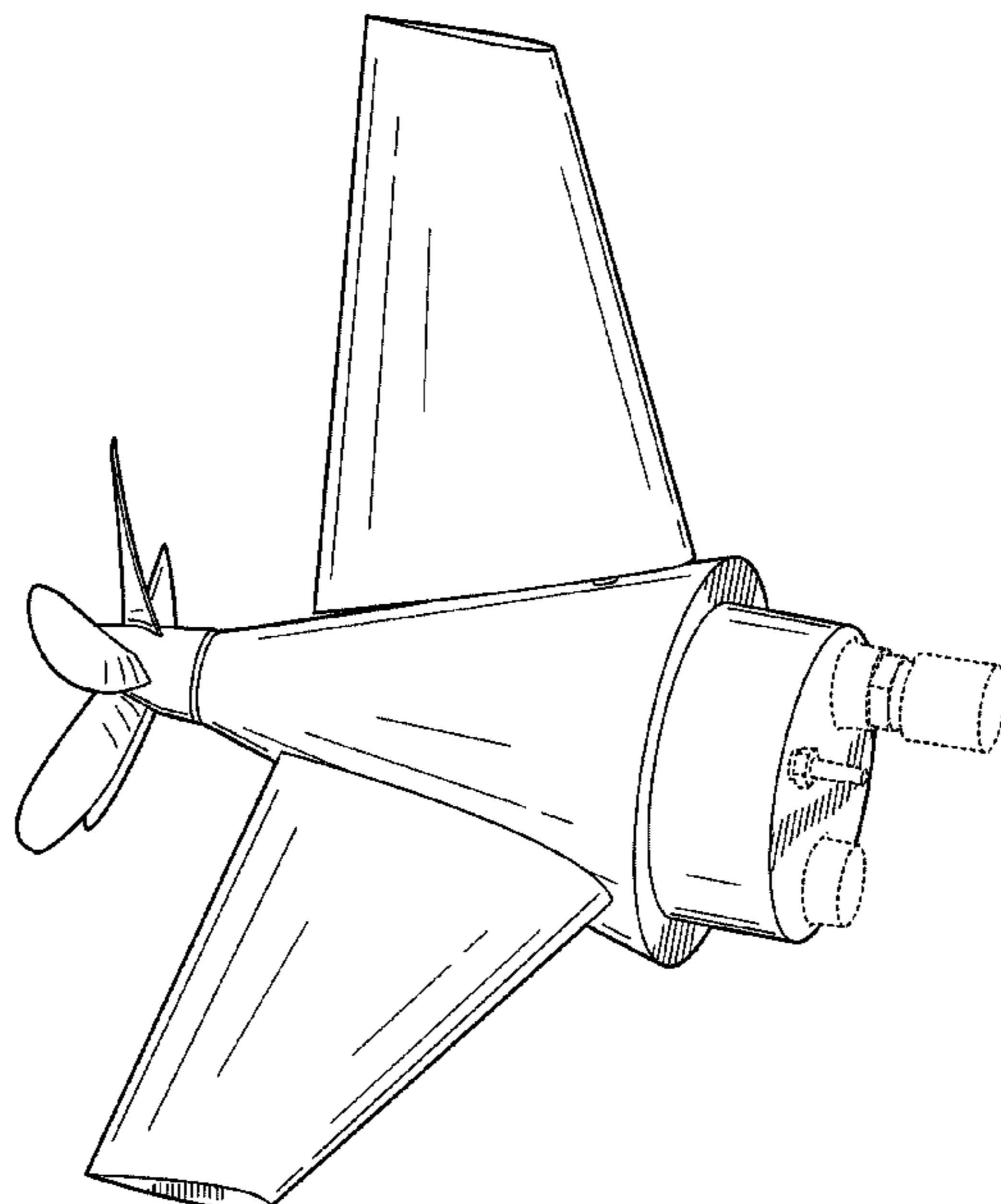
U.S. PATENT DOCUMENTS

- 1,093,868 A 4/1914 Leighty
- 2,992,840 A 7/1961 Reynolds et al.
- 3,016,249 A 1/1962 Contreras et al.
- 3,105,453 A 10/1963 Hayes
- 3,744,825 A 7/1973 Cooper et al.
- 3,757,721 A * 9/1973 Ohishi 114/315
- D235,422 S * 6/1975 Niskin D12/308
- 3,987,745 A 10/1976 Chaverebiere de Sal et al.
- 4,204,806 A 5/1980 Blanchard
- 4,271,552 A 6/1981 Sandler
- 4,553,493 A 11/1985 Sadler et al.
- 4,919,066 A * 4/1990 Gongwer 114/338

FIG. 1 is a perspective view of a tail module for an unmanned underwater vehicle in accordance with the present invention; FIG. 2 is a front elevation view of the apparatus of FIG. 1; FIG. 3 is a right elevation view of the apparatus of FIG. 1; FIG. 4 is a left elevation view of the apparatus of FIG. 1; FIG. 5 is a top plan view of the apparatus of FIG. 1; FIG. 6 is a bottom plan view of the apparatus of FIG. 1; and, FIG. 7 is a rear elevation view of the apparatus of FIG. 1.

The broken lines shown herein are for illustrative purposes and form no part of the claimed design.

1 Claim, 7 Drawing Sheets



US D629,736 S

Page 2

U.S. PATENT DOCUMENTS

5,078,632	A *	1/1992	Ogawa et al.	440/89 R			
D328,732	S *	8/1992	Whitley, II	D12/317			
5,183,384	A	2/1993	Trumbly				
D352,265	S *	11/1994	Haney et al.	D12/214			
5,445,105	A *	8/1995	Chen et al.	114/338			
D366,935	S *	2/1996	Arthun et al.	D12/214			
5,505,155	A *	4/1996	Adams	114/338			
5,686,694	A	11/1997	Hillenbrand et al.				
5,708,230	A	1/1998	Woodall, Jr. et al.				
D393,618	S *	4/1998	Gustavsson et al.	D12/214			
5,786,545	A	7/1998	Hillenbrand				
D424,504	S *	5/2000	Neisen	D12/214			
D425,009	S *	5/2000	Neisen	D12/214			
D435,238	S *	12/2000	Neisen	D12/214			
D442,906	S *	5/2001	Prokop	D12/214			
6,359,834	B1	3/2002	English				
6,390,012	B1	5/2002	Watt et al.				
6,600,695	B1	7/2003	Nugent et al.				
6,738,314	B1	5/2004	Teeter et al.				
6,766,745	B1	7/2004	Kuklinski et al.				
6,854,410	B1	2/2005	King et al.				
7,000,560	B2	2/2006	Wingett et al.				
D518,768	S *	4/2006	Mah et al.	D12/317			
7,250,568	B1	7/2007	Dow et al.				
D576,539	S *	9/2008	Tymark et al.	D12/214			
7,533,625	B2 *	5/2009	Lambertus et al.	114/338			
2008/0041293	A1	2/2008	Diorio et al.				
2008/0041294	A1	2/2008	Diorio et al.				

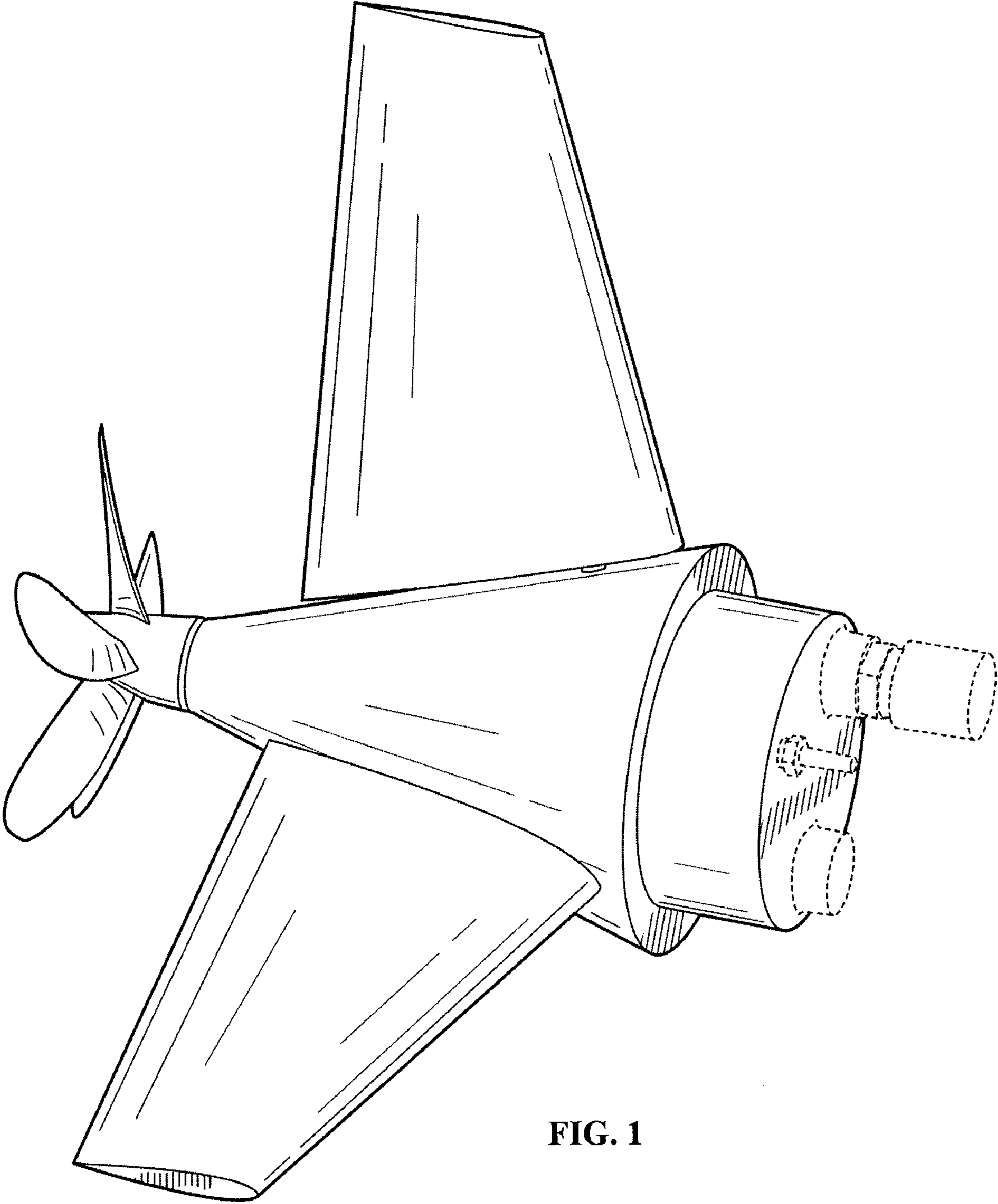
OTHER PUBLICATIONS

U.S. Appl. No. 29/355,946, filed Feb. 17, 2010; In re: Thomas F. Tureaud, entitled "Buoyancy Engine Module for an Unmanned Underwater Vehicle".

U.S. Navy, Naval Education and Training Professional Development and Technology Center, "Nonresident Training Course—Airman NAVEDTRA 14014", Jul. 2000, Cover Page, pp. i and 8-1 thru 8-36. Patrick McSherry, "Whitehead Torpedo", <http://www.spanamwar.com/torpedo.htm>, at least as early as Dec. 1, 2009, pp. 1-4.

Clampco Products, Inc., "Product Catalog—Manufacturers of Engineered Joining Solutions for the Clamping Industry", at least as early as Dec. 1, 2009, Cover Pages and pp. 1-37.

* cited by examiner



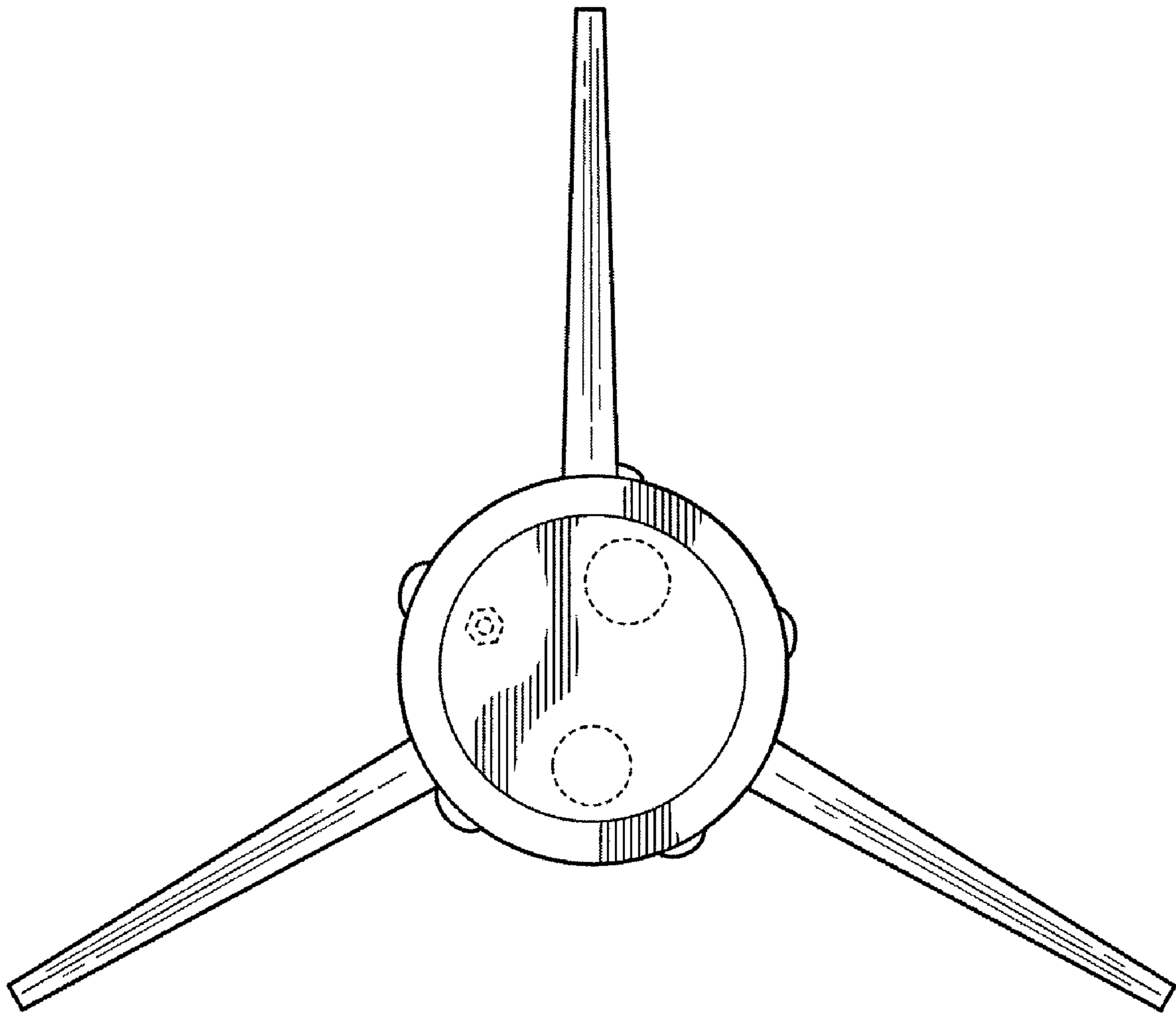


FIG. 2

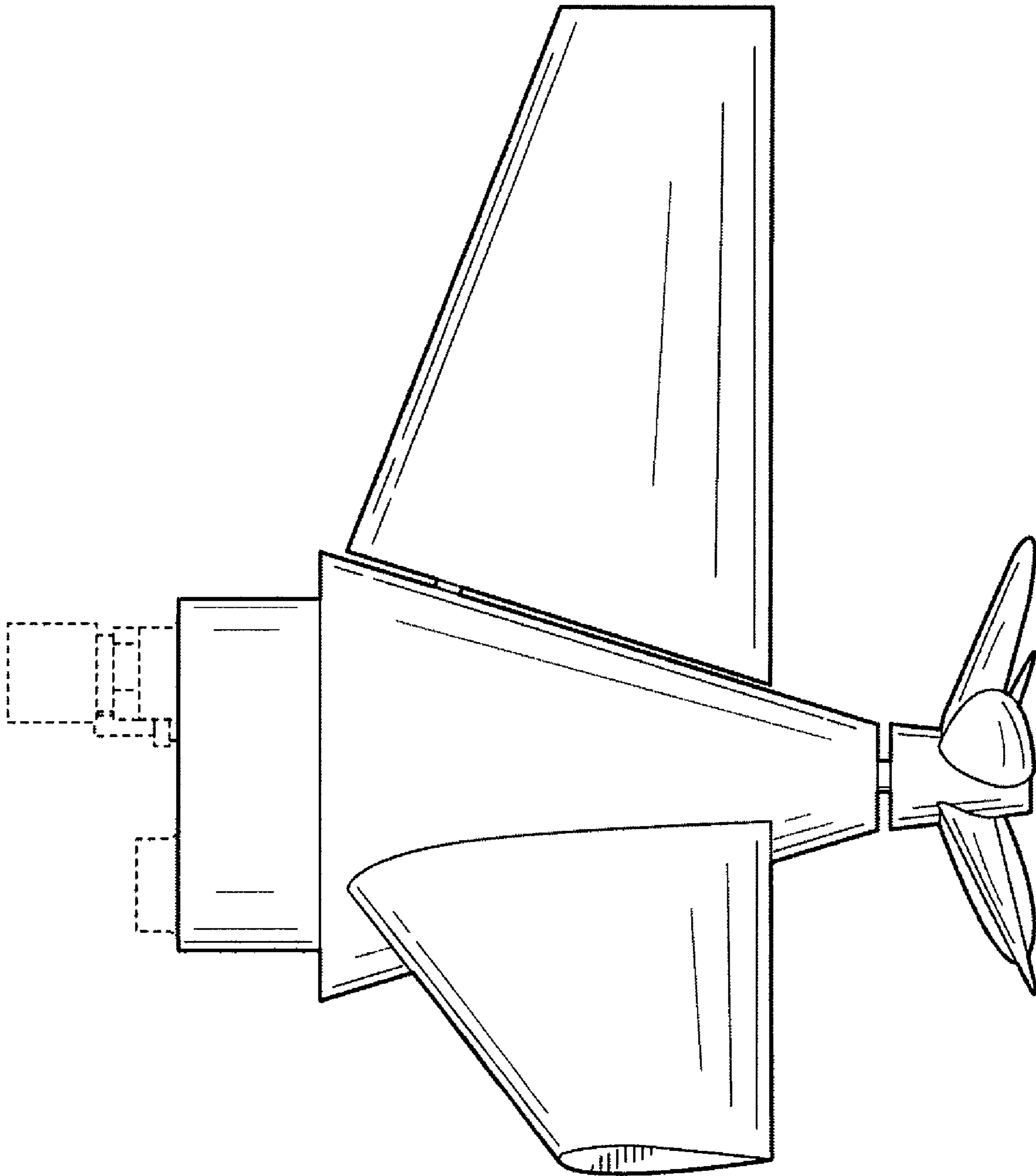


FIG. 3

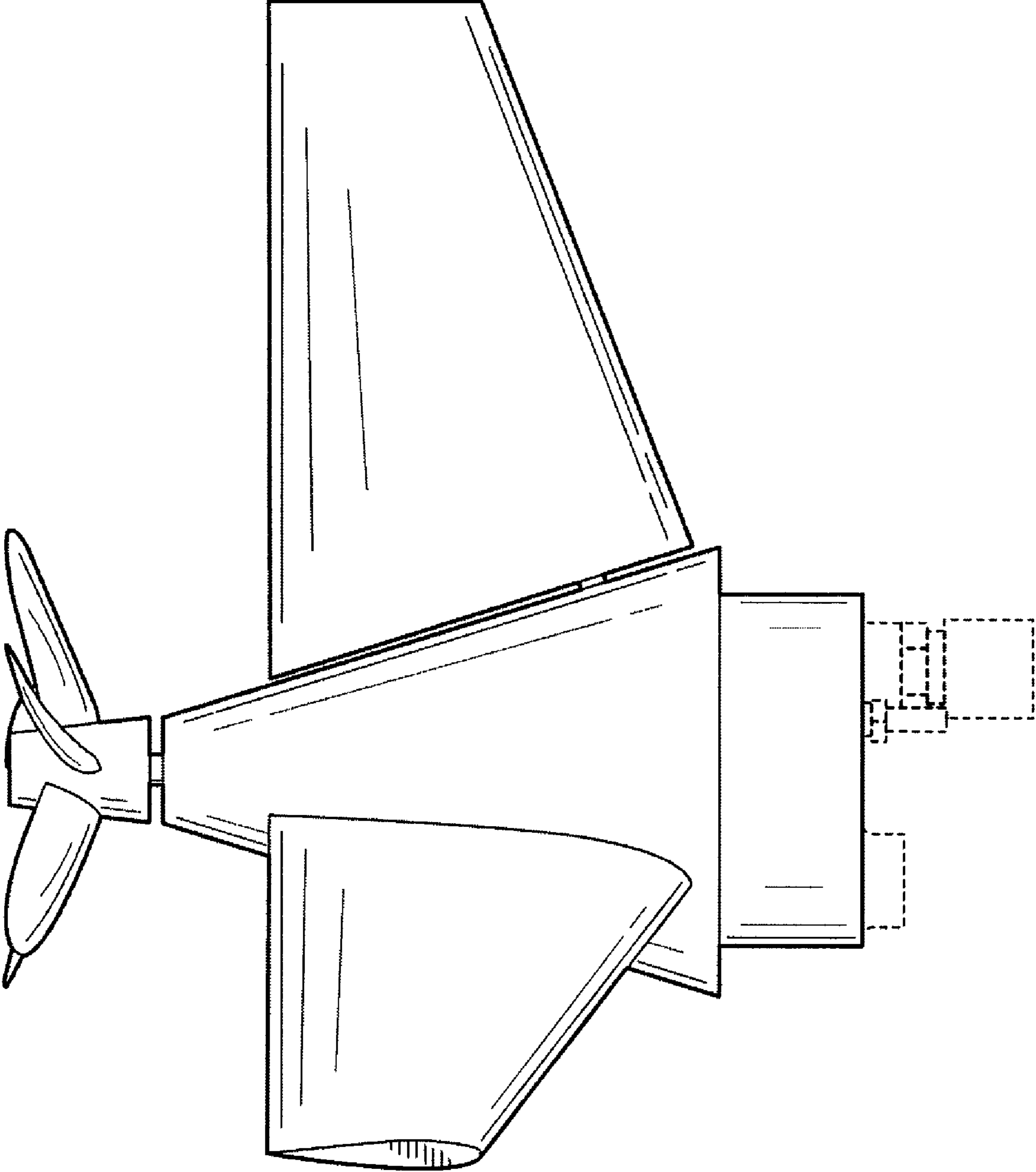


FIG. 4

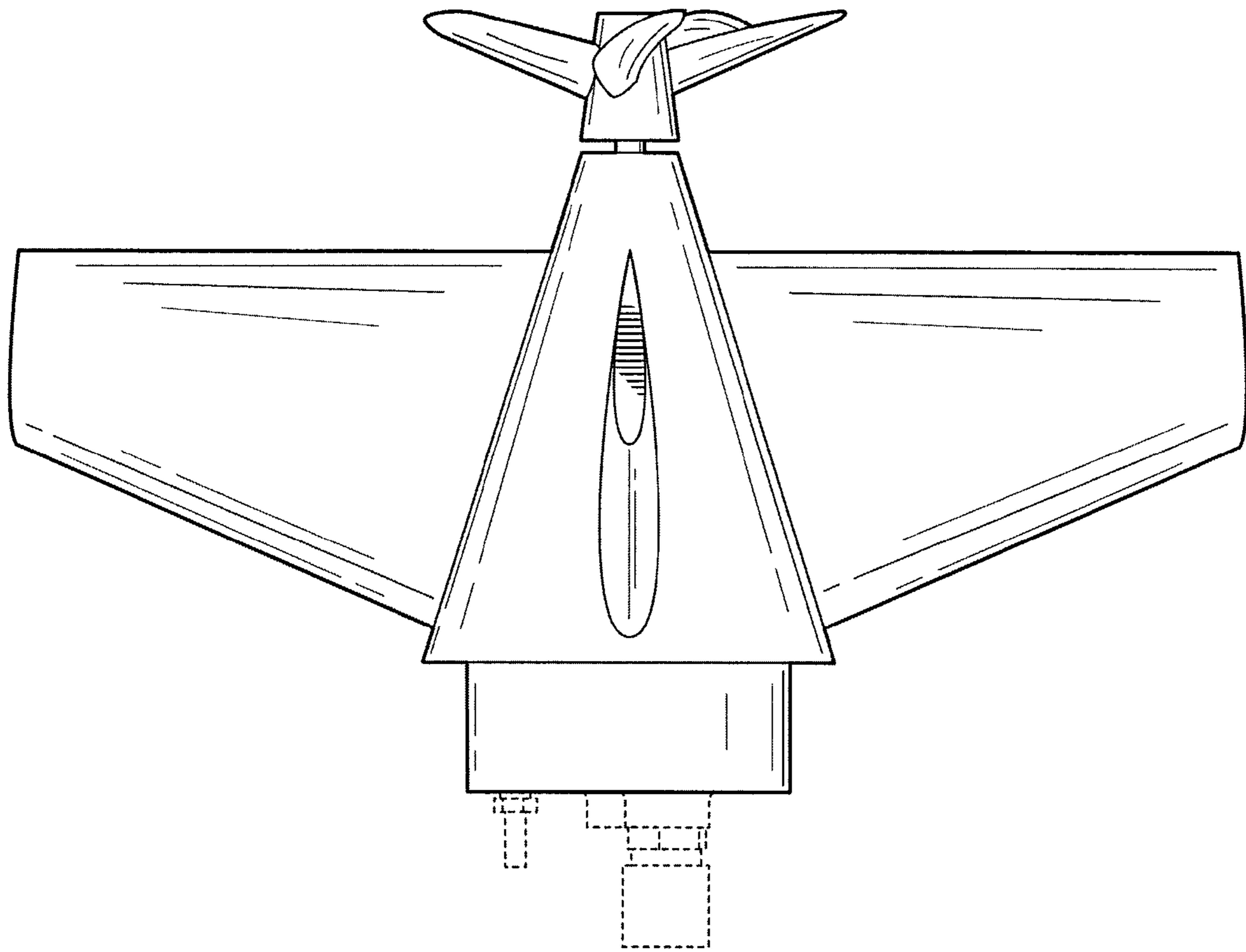


FIG. 5

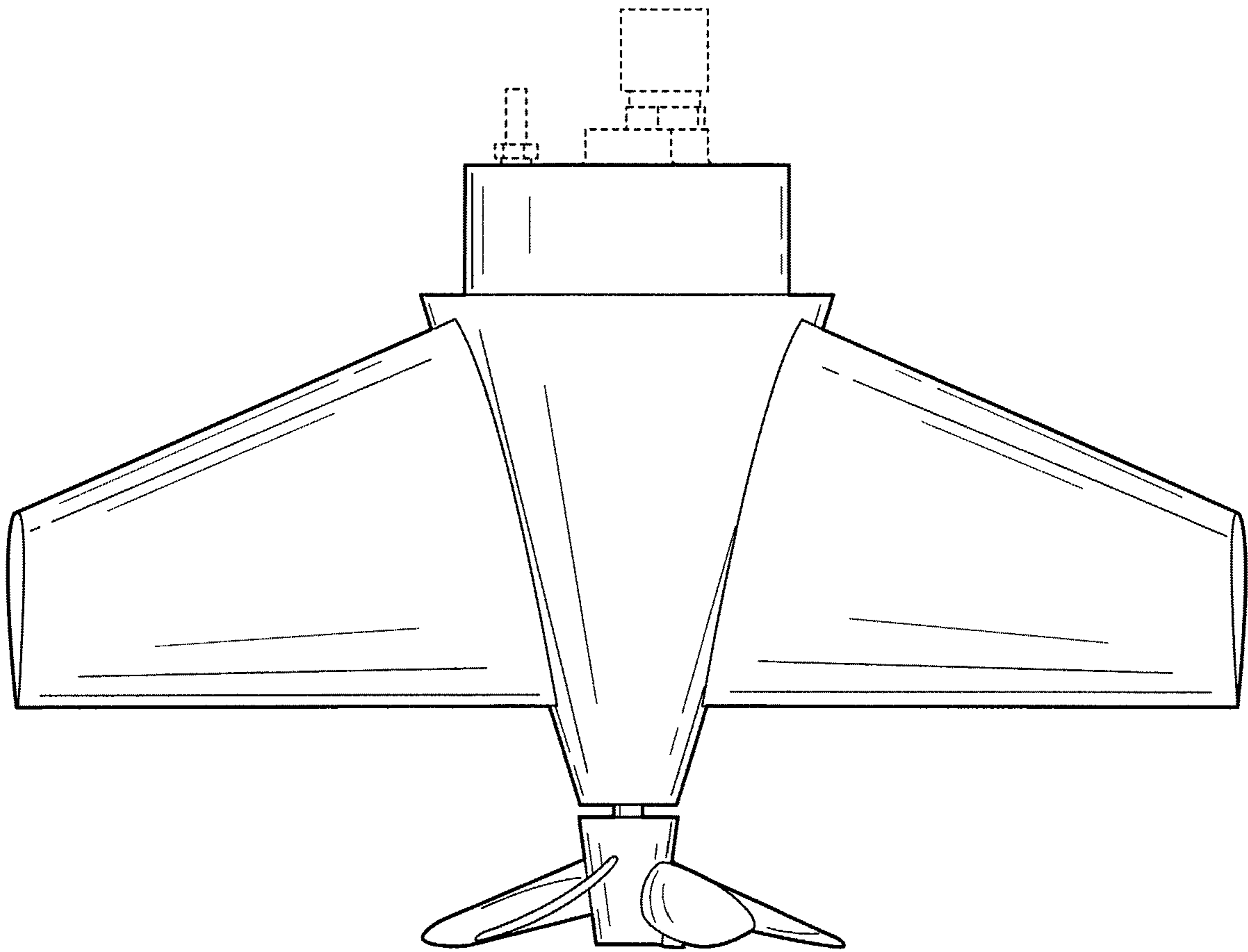


FIG. 6

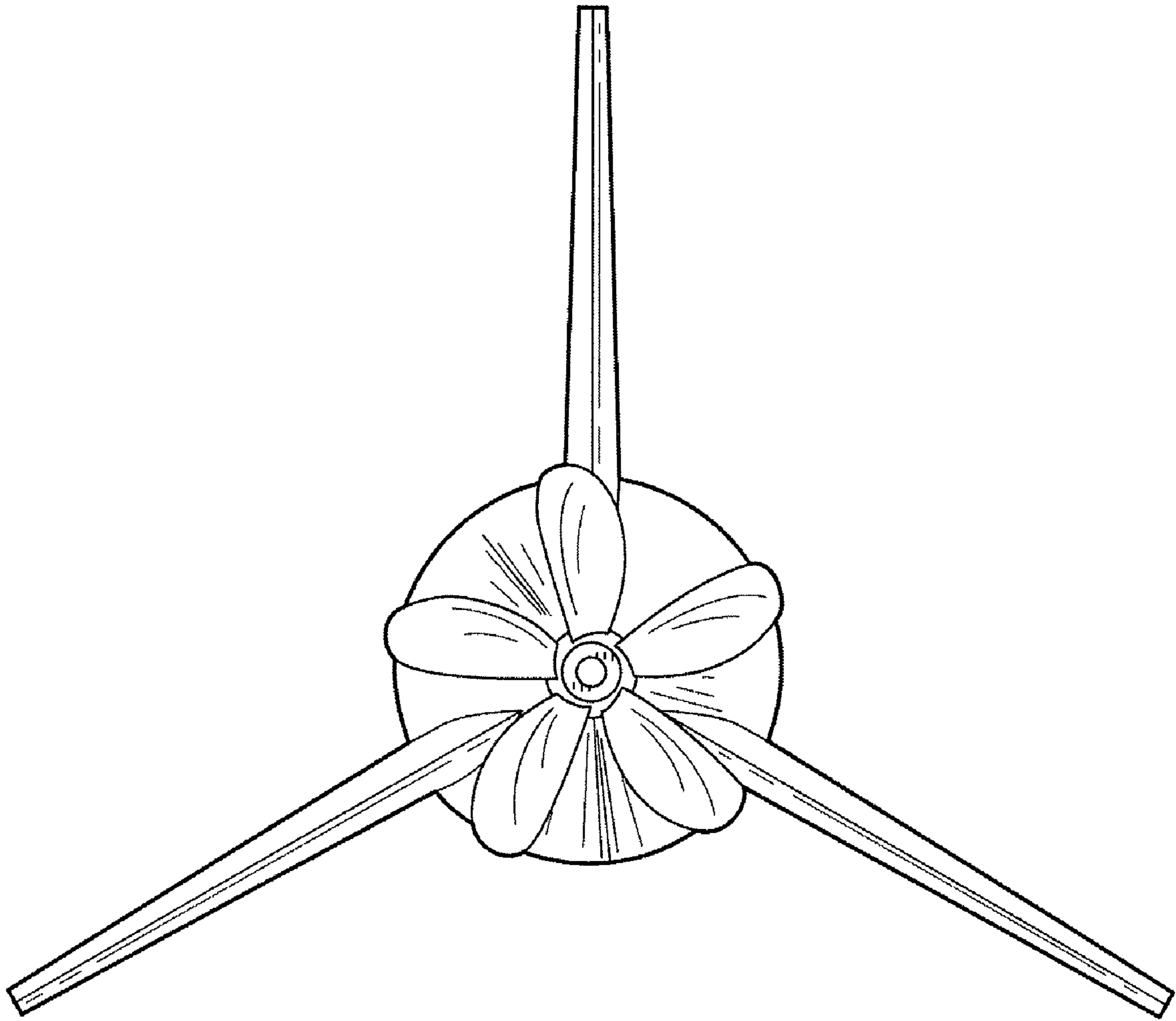


FIG. 7