



US00D629726S

(12) **United States Design Patent**
Guay et al.

(10) **Patent No.:** **US D629,726 S**
(45) **Date of Patent:** **** Dec. 28, 2010**

(54) **VEHICLE FRONT FAIRING ASSEMBLY**

FOREIGN PATENT DOCUMENTS

(75) Inventors: **Etienne Guay**, Orford (CA); **Guillaume Longpre**, Valcourt (CA); **Nicolas Deluy**, Sherbrooke (CA)

FR 025060 8/2002

(73) Assignee: **Bombardier Recreational Products Inc.**, Valcourt (CA)

Primary Examiner—Philip S Hyder
Assistant Examiner—Linda G. Brooks
(74) *Attorney, Agent, or Firm*—Osler, Hoskin & Harcourt LLP

(**) Term: **14 Years**

(21) Appl. No.: **29/342,778**

(57) **CLAIM**

(22) Filed: **Sep. 1, 2009**

The ornamental design for a vehicle front fairing assembly, as shown and described.

(51) **LOC (9) Cl.** **12-16**

(52) **U.S. Cl.** **D12/169**

(58) **Field of Classification Search** D12/163,
D12/164, 167, 169, 3, 85-87, 107, 110; 180/219,
180/220, 223, 233, 225, 229, 311, 312, 210,
180/215; 296/77.1, 78.1, 192, 193.01, 193.09,
296/187.09, 193.11, 193.05, 187.12; 293/102,
293/105, 112, 142-144

See application file for complete search history.

DESCRIPTION

FIG. 1 is a front top left perspective view of a vehicle front fairing assembly according to our design;

FIG. 2 is a top plan view of the vehicle front fairing assembly of FIG. 1;

FIG. 3 is a bottom plan view of the vehicle front fairing assembly of FIG. 1;

FIG. 4 is a left side elevation view of the vehicle front fairing assembly of FIG. 1;

FIG. 5 is a right side elevation view of the vehicle front fairing assembly of FIG. 1;

FIG. 6 is a front elevation view of the vehicle front fairing assembly of FIG. 1;

FIG. 7 is a rear elevation view of the vehicle front fairing assembly of FIG. 1; and,

FIG. 8 is a front top left perspective view of the vehicle front fairing assembly of FIG. 1 shown on a three-wheel vehicle.

The broken lines in FIG. 7 illustrate surfaces of the vehicle front fairing assembly that form no part of the claimed design. The broken lines in FIG. 8 showing a three-wheeled vehicle illustrate environmental structure that forms not part of the claimed design.


(56) **References Cited**

U.S. PATENT DOCUMENTS

6,446,744	B2	9/2002	Wubbolts et al.
6,604,594	B2	8/2003	Wubbolts et al.
6,655,487	B2	12/2003	Malette et al.
D485,788	S	1/2004	Guay et al.
6,866,110	B2	3/2005	Malette et al.
6,948,581	B2	9/2005	Fecteau et al.
D557,646	S	12/2007	Portelance
D573,078	S	7/2008	Longpre et al.
D580,836	S	11/2008	Longpre et al.
D581,319	S	11/2008	Longpre et al.
D581,320	S	11/2008	Longpre et al.
D581,685	S	12/2008	Longpre et al.
D581,845	S	12/2008	Longpre et al.
D581,846	S	12/2008	Longpre et al.
D582,334	S	12/2008	Fournier
D582,823	S	12/2008	Longpre et al.

(Continued)

1 Claim, 8 Drawing Sheets



US D629,726 S

Page 2

U.S. PATENT DOCUMENTS					
D593,455 S	6/2009	Longpre et al.	2004/0032120 A1	2/2004	Vaisanen et al.
D593,908 S	6/2009	Longpre et al.	2004/0035623 A1	2/2004	Fecteau et al.
D593,912 S	6/2009	Longpre et al.	2004/0035624 A1	2/2004	Fecteau et al.
D596,081 S	7/2009	Longpre et al.	2004/0035625 A1	2/2004	Talbot et al.
D610,055 S *	2/2010	Kulla et al. D12/169	2004/0035626 A1	2/2004	Girouard et al.
2001/0040064 A1	11/2001	Girouard et al.	2004/0129473 A1	7/2004	Talbot et al.
2002/0129984 A1	9/2002	Wubbolts et al.	2004/0129483 A1	7/2004	Girouard et al.
2003/0221890 A1	12/2003	Fecteau et al.	2004/0140140 A1	7/2004	Guay et al.
2003/0221891 A1	12/2003	Fecteau et al.	2005/0039967 A1	2/2005	Aube et al.
			2008/0203740 A1 *	8/2008	Mellis et al. 293/102

* cited by examiner

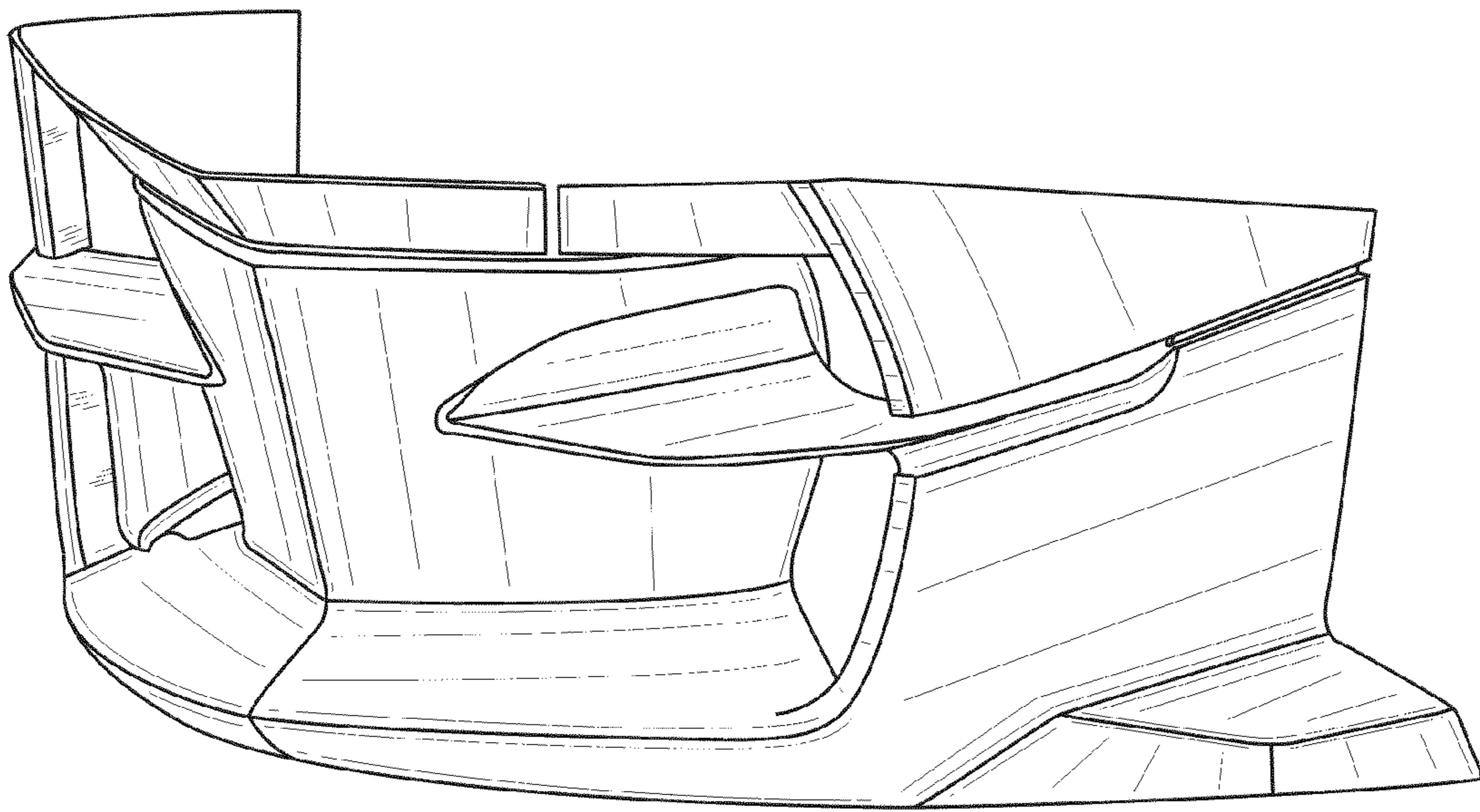


FIG. 1

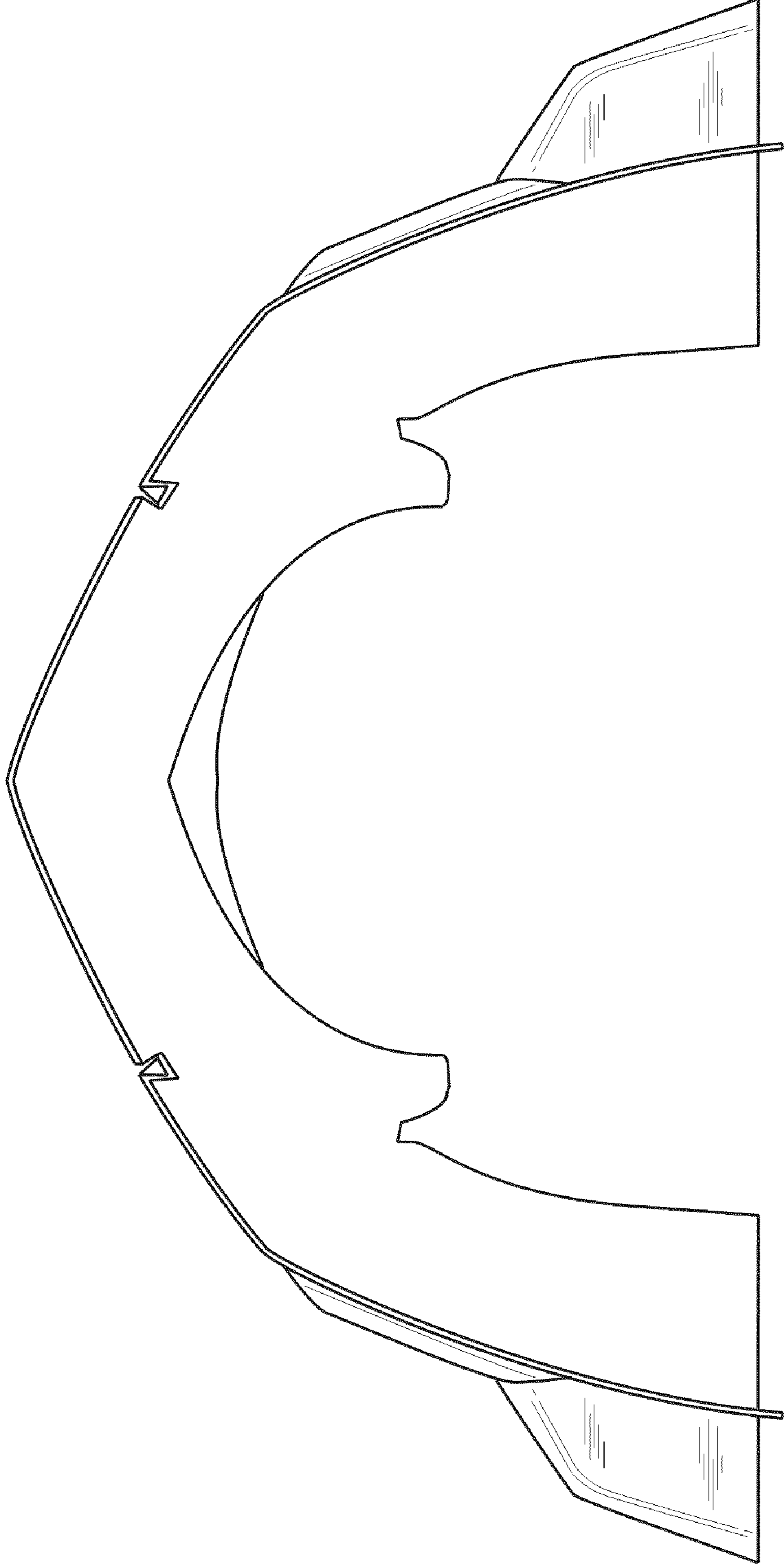


FIG. 2

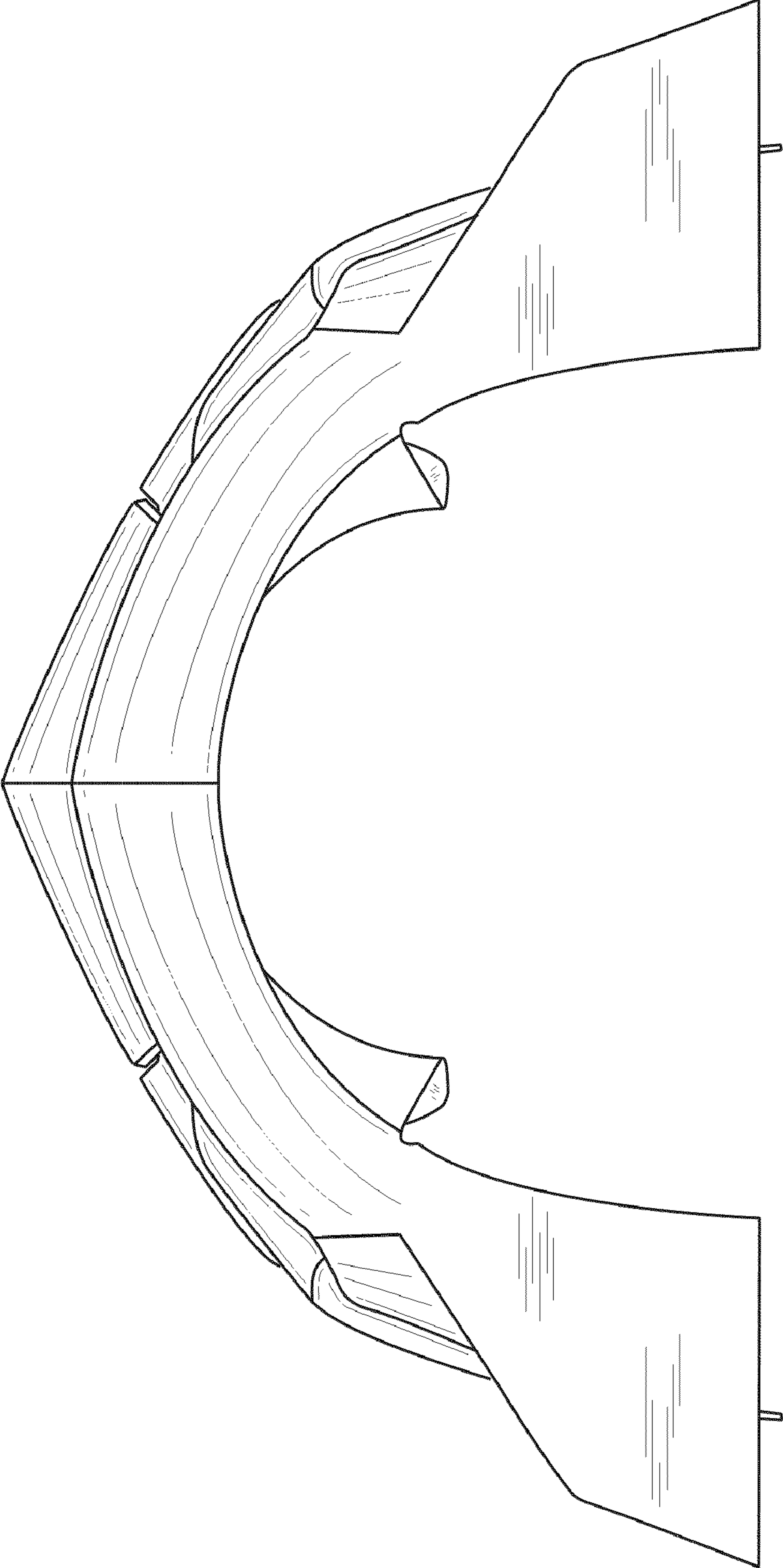


FIG. 3

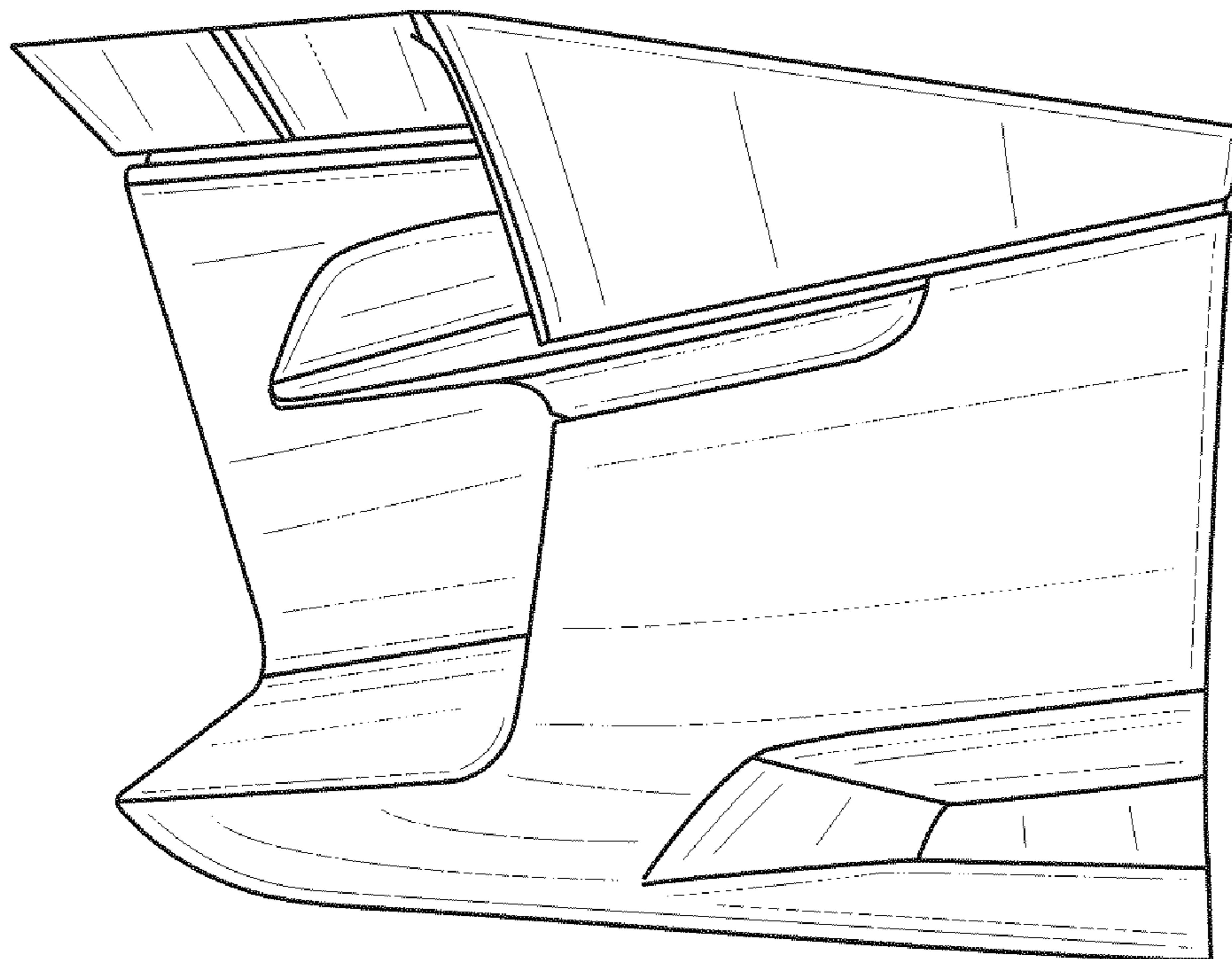


FIG. 4

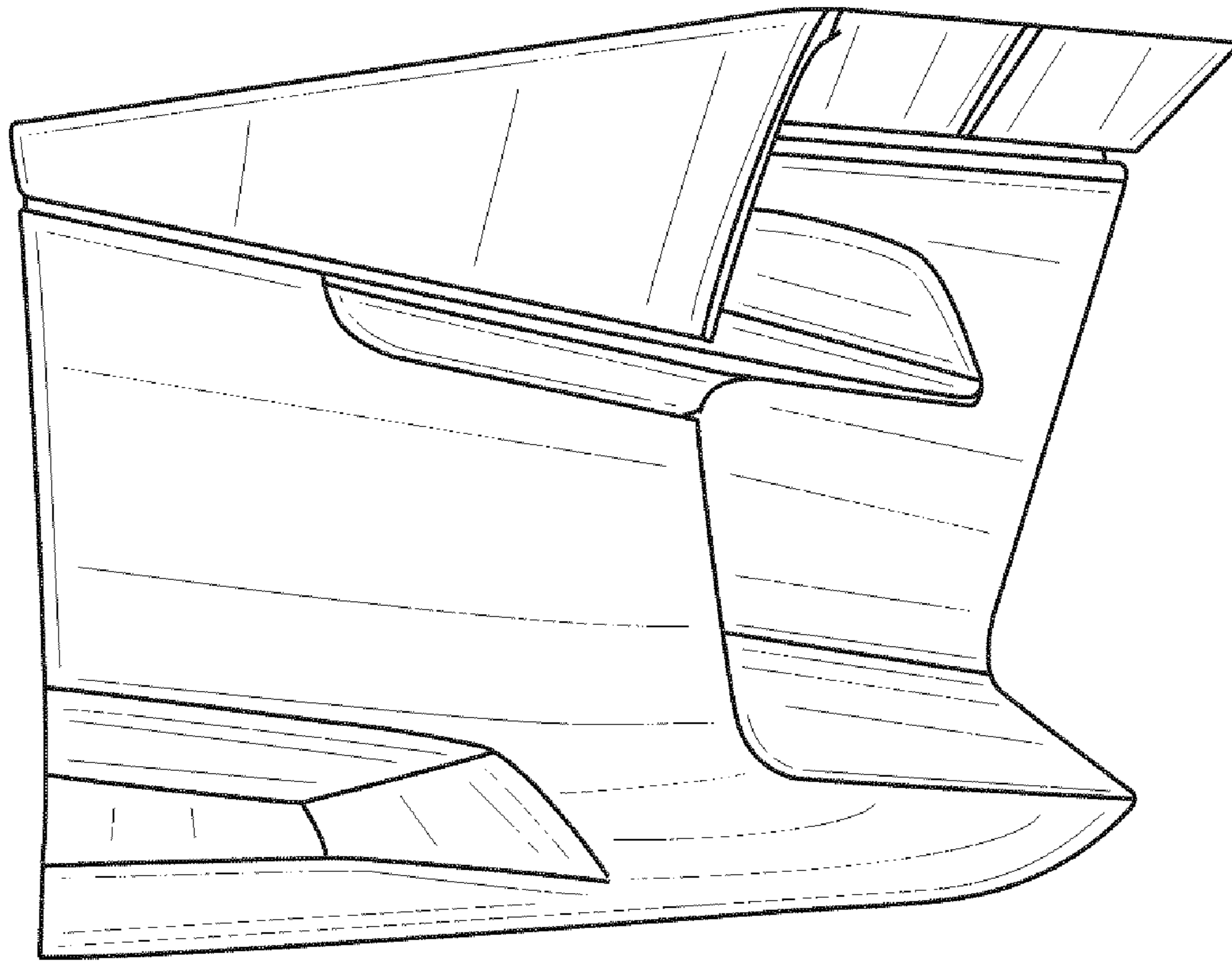


FIG. 5

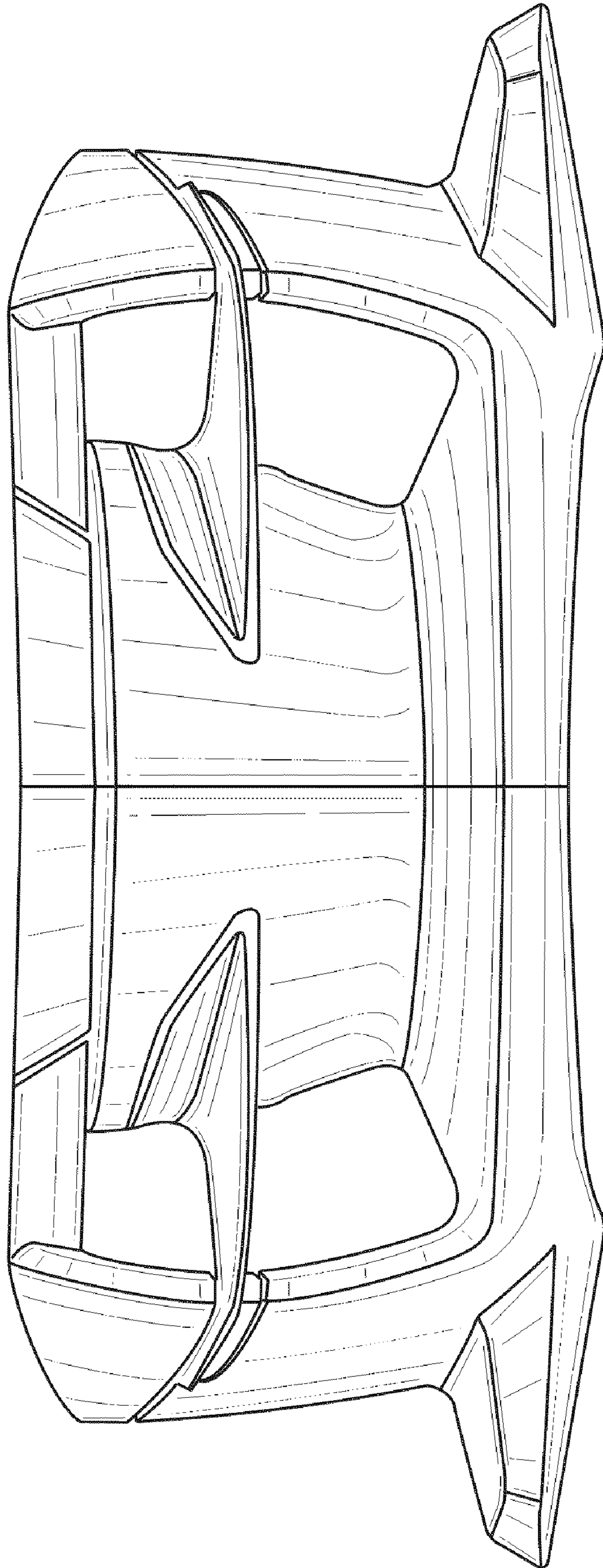


FIG. 6

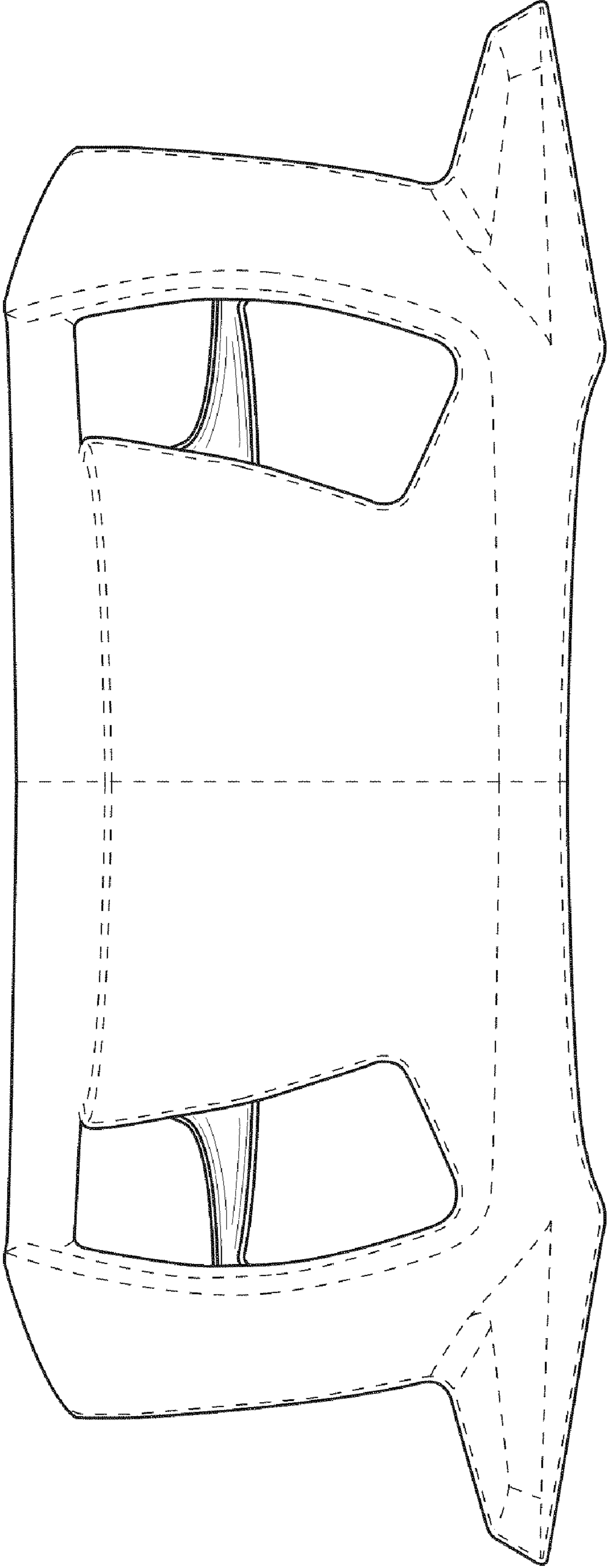


FIG. 7

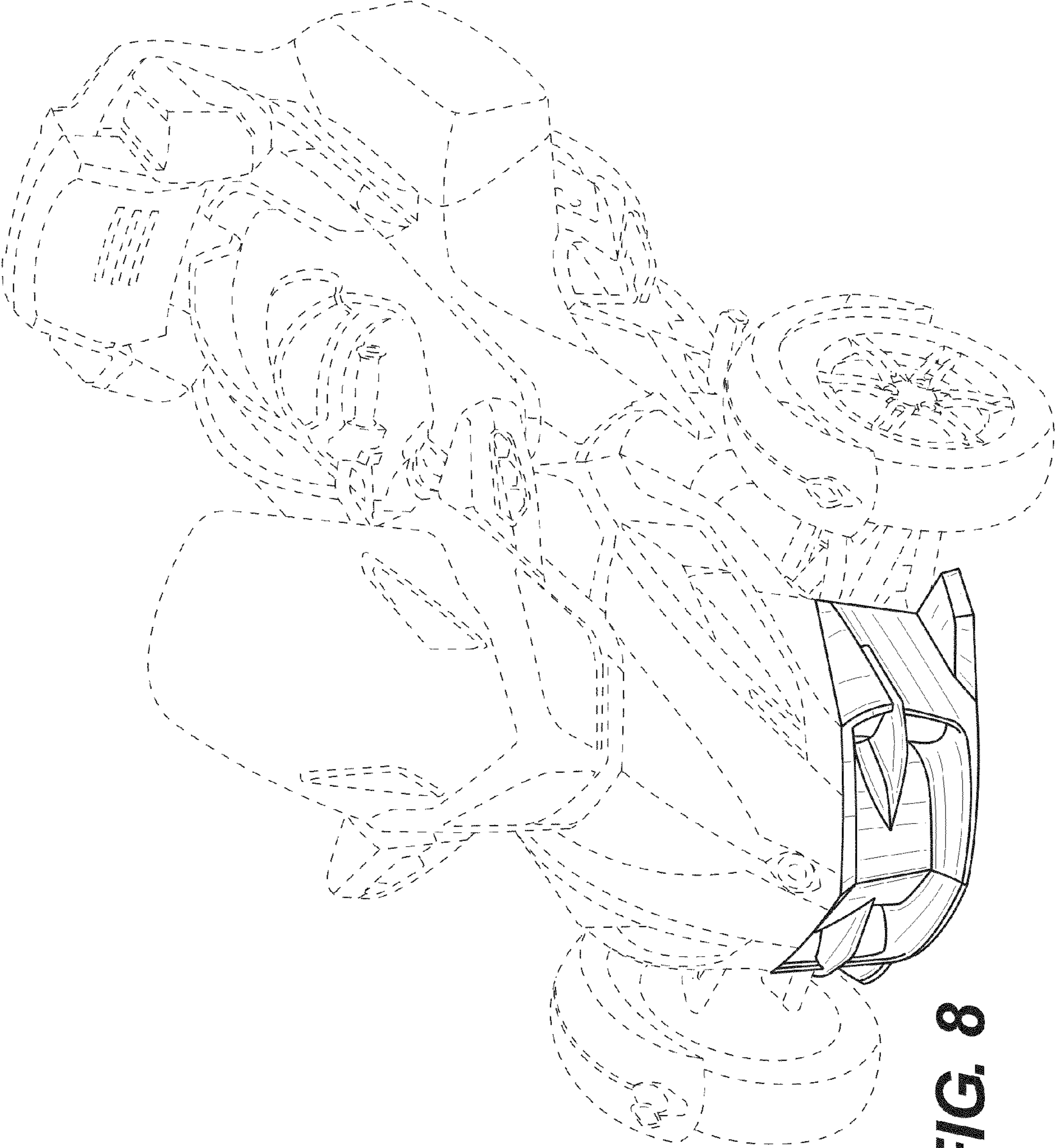


FIG. 8