



US00D629699S

(12) **United States Design Patent**
Kim et al.

(10) **Patent No.:** **US D629,699 S**

(45) **Date of Patent:** **** Dec. 28, 2010**

(54) **COMBINED FRAGRANCE BOTTLE AND CAP**

FOREIGN PATENT DOCUMENTS

(75) Inventors: **Diane Kim**, New York, NY (US); **Jean Hessmer**, New York, NY (US); **Elizabeth Bogert**, Croton on Hudson, NY (US)

EM 4270-1 4/2003

(Continued)

(73) Assignee: **Gabrielle Studio, Inc.**, Carlstadt, NJ (US)

OTHER PUBLICATIONS

(**) Term: **14 Years**

www.DonnaKaran.com, Fragrance Section, Perfume, Nov. 16, 2006. 1 pg.

(21) Appl. No.: **29/288,976**

Primary Examiner—Stella M Reid

Assistant Examiner—Keli L Hill

(22) Filed: **Jun. 29, 2007**

(74) *Attorney, Agent, or Firm*—Cynthia R. Miller

(51) **LOC (9) Cl.** **09-01**

(52) **U.S. Cl.** **D9/574; D9/567; D9/435**

(58) **Field of Classification Search** D9/434, D9/435, 444, 445, 516, 520, 544, 560, 571–574, D9/682, 686, 687, 694, 715, 719–721, 768, D9/770; D3/202, 215; 215/382–384; 220/669; D7/510

(57) **CLAIM**

The ornamental design for a combined fragrance bottle and cap, substantially as shown and described.

See application file for complete search history.

DESCRIPTION

(56) **References Cited**

U.S. PATENT DOCUMENTS

D31,179 S	7/1899	Low
D36,656 S	12/1903	Ritz
D60,472 S	2/1922	Smith
D90,558 S	8/1933	Tricard
D105,396 S	7/1937	McIntosh
D133,415 S	8/1942	Mayer
3,244,272 A	4/1966	Beaman et al.
D214,426 S	6/1969	Osborn
D217,659 S	5/1970	Dinand
D233,415 S	10/1974	Stock
D241,013 S	8/1976	Dekker
D258,421 S	3/1981	Polatschek et al.
D259,173 S	5/1981	Lauren
D264,310 S	5/1982	Thompson
D264,311 S	5/1982	Thompson

FIG. 1 is a top, front and right side perspective view of our new design for a combined fragrance bottle and cap;

FIG. 2 is a front elevation view of the combined fragrance bottle and cap shown in FIG. 1, a rear elevation view thereof being identical thereto;

FIG. 3 is a side elevation view of the combined fragrance bottle and cap shown in FIG. 1, the other side elevation view thereof being identical thereto;

FIG. 4 is a top plan view of the combined fragrance bottle and cap shown in FIG. 1; and,

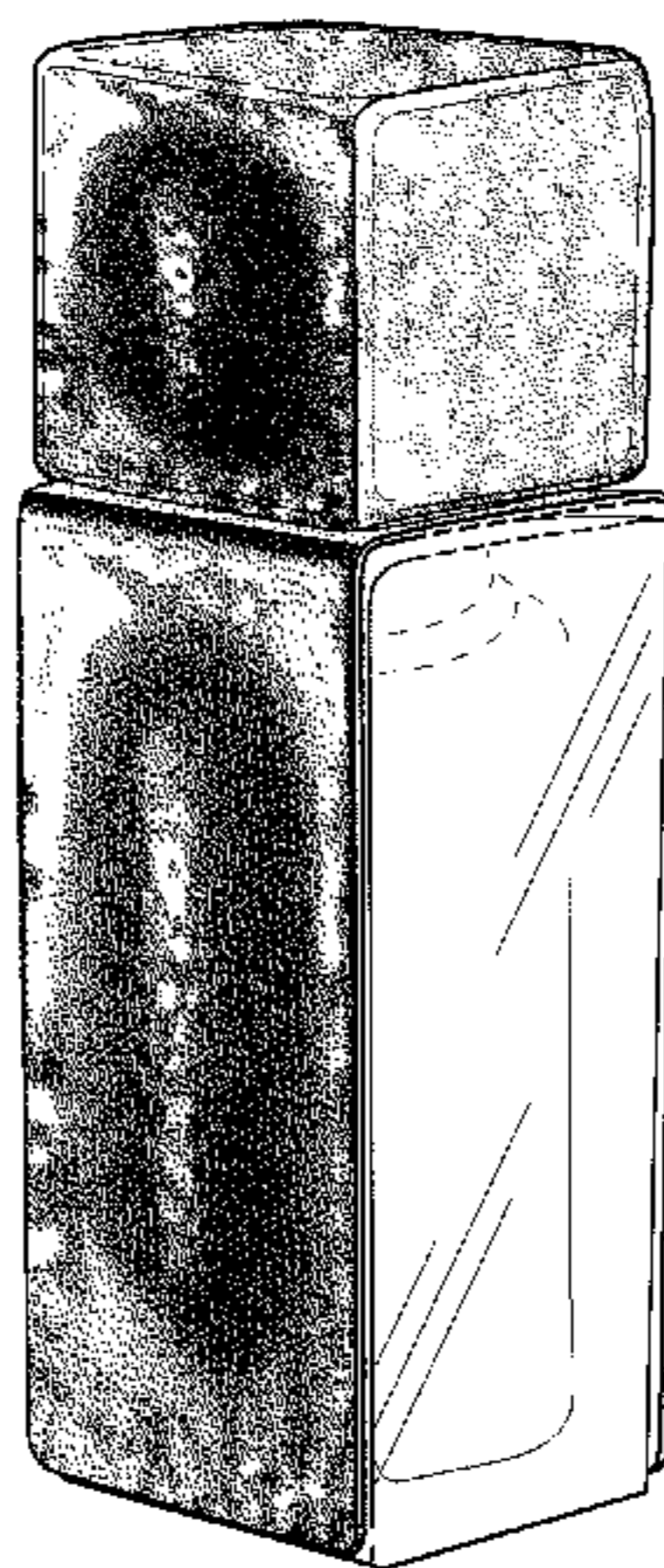
FIG. 5 is a bottom plan view of the combined fragrance bottle and cap shown in FIG. 1.

The stippled shading represents a contrasting surface.

The broken lines shown are included for the purpose of illustrating the unclaimed portions of the article and form no part of the claim.

(Continued)

1 Claim, 4 Drawing Sheets



US D629,699 S

U.S. PATENT DOCUMENTS

			KR	30-0291140	2/2002
			KR	30-0292688	3/2002
D264,438	S	5/1982 Thompson	KR	30-0298827-1	6/2002
D266,987	S	11/1982 Guzman	KR	30-0328427	7/2003
D269,067	S	5/1983 Ballereaud	KR	30-0328427-1	7/2003
D287,340	S	12/1986 Dinand	KR	30-0329923	8/2003
D323,111	S	1/1992 Restrepo	KR	30-0379509	5/2005
D343,123	S	1/1994 de Morques	KR	30-0390925	9/2005
D388,711	S	1/1998 Wacker	KR	30-042172	12/2005
D426,774	S	6/2000 Jauffret	KR	30-0402168	12/2005
D470,750	S	2/2003 Yang	KR	30-0404750	1/2006
D473,467	S	4/2003 Lecoule	WO	DM/003895	6/1984
D484,792	S	1/2004 Sgariboldi	WO	DM/005398	6/1985
D494,476	S	8/2004 Cwynar-Laska et al.	WO	DM/009650	11/1987
D511,688	S	11/2005 Baron	WO	DM/011388	7/1988
D512,638	S	12/2005 Baron	WO	DM/012565	1/1989
D514,442	S	2/2006 Lowe	WO	DM/012679	1/1989
D571,219	S	* 6/2008 McCoy D9/546	WO	DM/023757	10/1991
D577,600	S	* 9/2008 Kim et al. D9/573	WO	DM/023523	3/1992
D586,227	S	* 2/2009 Caten et al. D9/572	WO	DM/010485	3/1998
D588,469	S	* 3/2009 Pininfarina D9/687	WO	DM/049569	12/1999
D589,814	S	* 4/2009 Holzner et al. D9/547	WO	DM/049570	12/1999
D601,027	S	* 9/2009 Courtaigne Delalande ... D9/529	WO	DM/050154	2/2000
D605,524	S	* 12/2009 Manocheo D9/573	WO	DM/051920	7/2000
D607,736	S	* 1/2010 Chon D9/542	WO	DM/057836	12/2001
D608,649	S	* 1/2010 Rowland et al. D9/529	WO	DM/058898	3/2002
			WO	DM/059549	5/2002
			WO	DM/059635	5/2002
			WO	DM/061531	11/2002
			WO	DM/061533	11/2002
			WO	DM/062645	3/2003
			WO	DM/063093	4/2003
			WO	DM/063410	5/2003
			WO	DM/063943	8/2003
			WO	DM/064332	10/2003
			WO	DM/065147	4/2004
			WO	DM/065282	5/2004
			WO	DM/065406	6/2004
			WO	DM/065442	12/2004
			WO	DM/066202	2/2005
			WO	DM/066638	6/2005
			WO	DM/066868	7/2005

FOREIGN PATENT DOCUMENTS

EM	17934-2	4/2003			
EM	59399-1	8/2003			
EM	90022-8	10/2003			
EM	90022-9	10/2003			
EM	122726-1	11/2003			
EM	132238-1	2/2004			
EM	139746-12	2/2004			
EM	279906-1	1/2005			
EM	279906-2	1/2005			
EM	279906-3	1/2005			
EM	279906-4	1/2005			
EM	386016-1	8/2005			
JP	1122406	10/2001			
JP	1130402	1/2002			
JP	1130790	1/2002			

* cited by examiner

FIG. 1




FIG. 2



FIG. 3

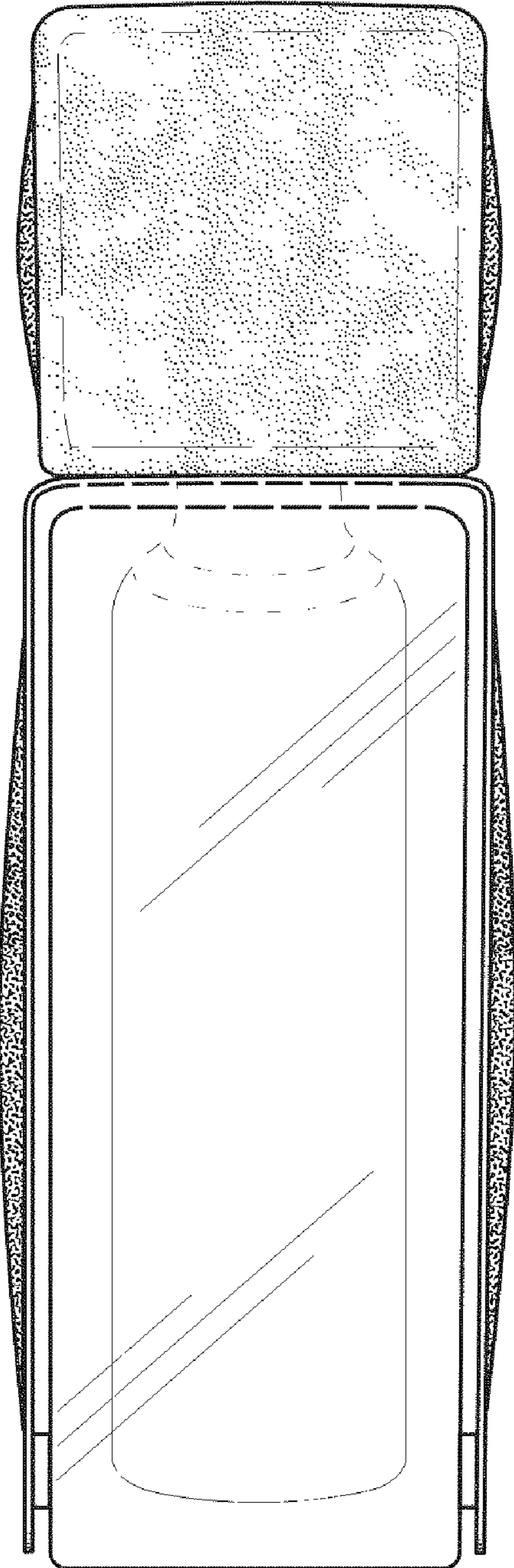


FIG. 4




FIG. 5

