



US00D629697S

(12) **United States Design Patent**
Laurent

(10) **Patent No.:** **US D629,697 S**
(45) **Date of Patent:** **** Dec. 28, 2010**

(54) **BOTTLE**

(75) Inventor: **Jean-Paul Laurent, L'Union (FR)**

(73) Assignee: **VOA - Verrerie d'Albi, Albi (FR)**

(**) Term: **14 Years**

(21) Appl. No.: **29/309,048**

(22) Filed: **Jun. 16, 2008**

(51) **LOC (9) Cl.** **09-01**

(52) **U.S. Cl.** **D9/544; D9/574**

(58) **Field of Classification Search** D9/500,
D9/516, 520, 544, 545, 546, 549, 551, 556,
D9/560, 564, 569, 574, 575, 555, 568, 766,
D9/768, 770; 215/379, 381-385; 220/600,
220/602, 604, 608, 609, 660, 662, 665, 669
See application file for complete search history.

(56) **References Cited**

U.S. PATENT DOCUMENTS

D17,515	S	*	8/1887	Dalley, Jr.	D9/546
540,697	A	*	6/1895	Shulin	206/102
575,954	A	*	1/1897	Huffman	215/370
D37,713	S	*	12/1905	Thatcher	D9/500
D38,557	S	*	5/1907	Levis	D9/500
1,289,218	A	*	12/1918	Maiden	215/6
D82,824	S	*	12/1930	Hobe	D9/558
1,993,978	A	*	3/1935	Plochman	215/6
D210,514	S	*	3/1968	Brammer	D9/550
5,310,564	A	*	5/1994	Kimm	426/115
5,482,170	A	*	1/1996	Semersky et al.	215/6
D387,668	S	*	12/1997	Bond	D9/520
D391,494	S	*	3/1998	Bond	D9/546
6,077,579	A	*	6/2000	De Laforcade	428/35.7
D432,922	S	*	10/2000	Gose	D9/571
D436,852	S	*	1/2001	Chan	D9/738
D449,531	S	*	10/2001	Cooley	D9/500
D476,900	S	*	7/2003	Katz et al.	D9/545
D491,470	S	*	6/2004	Yang	D9/560
D509,433	S	*	9/2005	Trayser et al.	D9/501

D526,197 S * 8/2006 Lauret D9/505
D544,365 S * 6/2007 Werner D9/560
D545,205 S * 6/2007 Rica D9/544

(Continued)

Primary Examiner—Stella M Reid
Assistant Examiner—Elizabeth J Oswecki
(74) *Attorney, Agent, or Firm*—Oblon, Spivak, McClelland,
Maier & Neustadt, L.L.P.

(57) **CLAIM**

The ornamental design for a bottle, as shown and described.

DESCRIPTION

FIG. 1 is a front elevational view of a bottle, showing my new design, the rear elevational view being a mirror image of the front view shown;

FIG. 2 is a right side elevational view thereof; the left side elevational view being a mirror image of the side view shown;

FIG. 3 is a top and left front perspective view thereof, the top and right rear perspective view being a mirror image of the view shown;

FIG. 4 is a top and right side perspective view thereof, the top and left side perspective view thereof being a mirror image of the perspective view shown;

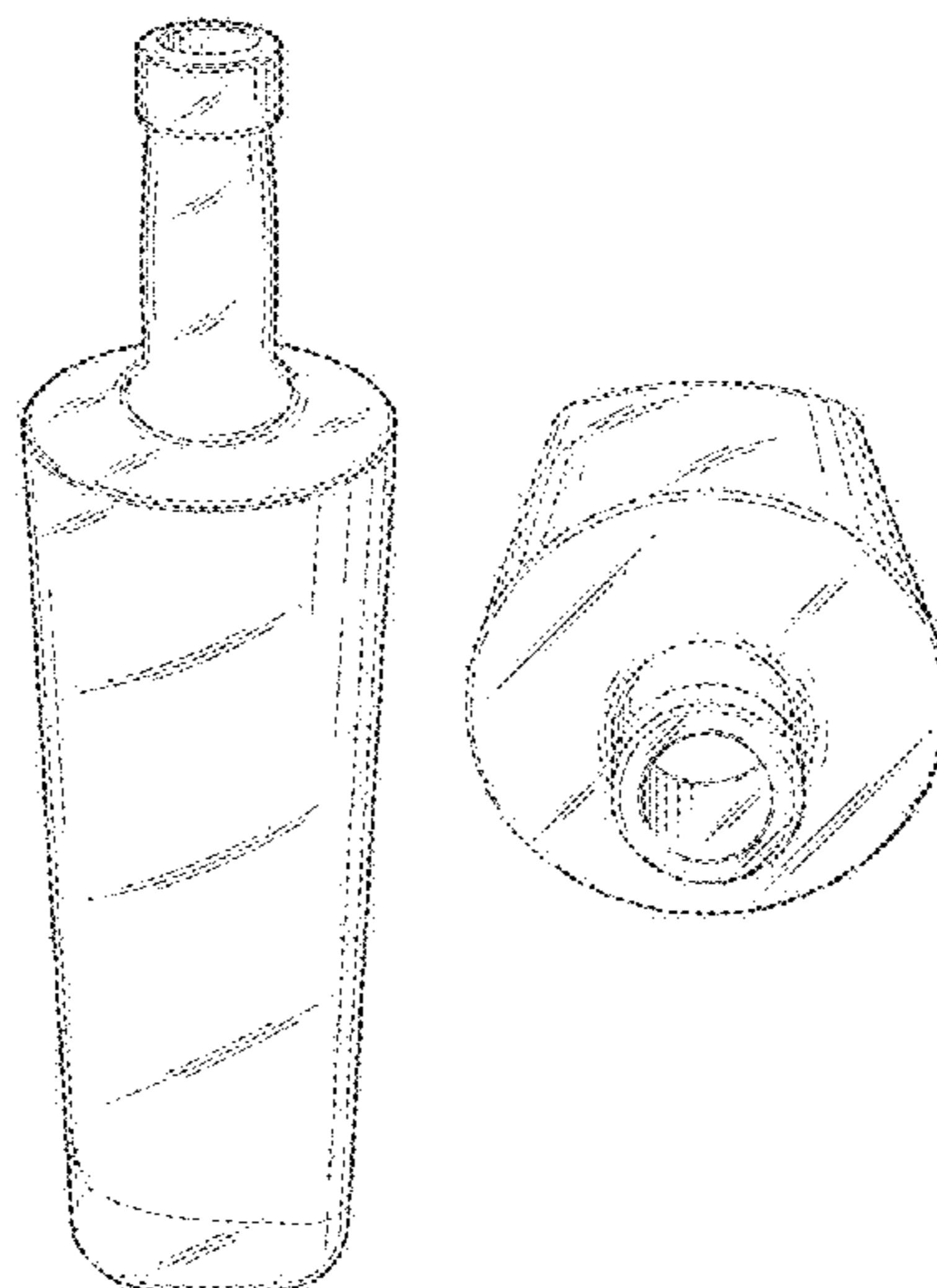
FIG. 5 is a top plan view thereof; and,

FIG. 6 is a bottom plan view thereof.

The indicia shown in the bottom plan view is for illustrative purposes only, forms no part of the claimed invention and is hereby disclaimed.

Due to the specific nature of the glass and its instance of changing appearance when rotating it from one angle to another, the same space or portion may take on a different appearance, one which does not change the scope of the invention, as deemed so in this claim.

1 Claim, 6 Drawing Sheets



US D629,697 S

Page 2

U.S. PATENT DOCUMENTS

D545,213 S *	6/2007	Werner	D9/652	D580,771 S *	11/2008	Rica	D9/560
D548,098 S *	8/2007	Lauret	D9/544	D589,813 S *	4/2009	Rica	D9/545
D550,080 S *	9/2007	Rica	D9/500	D591,596 S *	5/2009	Rica	D9/500
D551,552 S *	9/2007	Rica	D9/500	D591,597 S *	5/2009	Rica	D9/516
D553,000 S *	10/2007	Barbagli et al.	D9/571	D592,061 S *	5/2009	Rica	D9/500
D555,488 S *	11/2007	Marton	D9/544	D598,777 S *	8/2009	Belke et al.	D9/546
D555,501 S *	11/2007	Del Bon	D9/572	D602,368 S *	10/2009	Rica	D9/544
D556,577 S *	12/2007	Didier	D9/500	D606,409 S *	12/2009	Rica	D9/516
D561,026 S *	2/2008	Rica	D9/500	D606,871 S *	12/2009	Rica	D9/558
D561,039 S *	2/2008	Del Bon	D9/544	D612,258 S *	3/2010	Rica	D9/565
D561,041 S *	2/2008	Sajous	D9/549	D612,739 S *	3/2010	Delbon	D9/544
D573,024 S *	7/2008	Delbon	D9/500	D619,900 S *	7/2010	Rica	D9/574

* cited by examiner




Fig. 1




Fig. 2

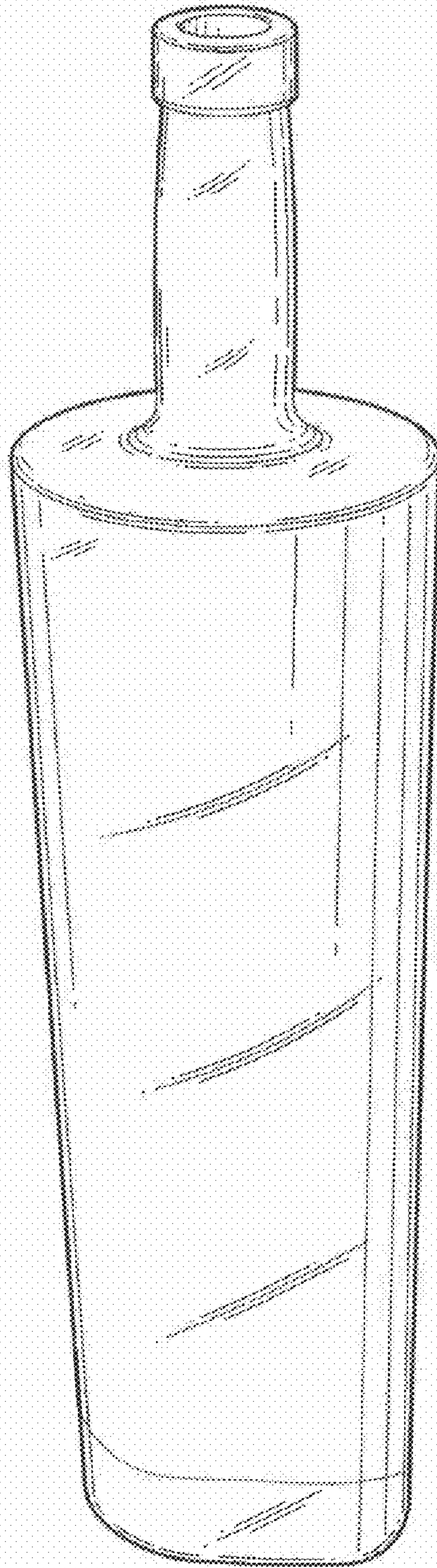


Fig. 3

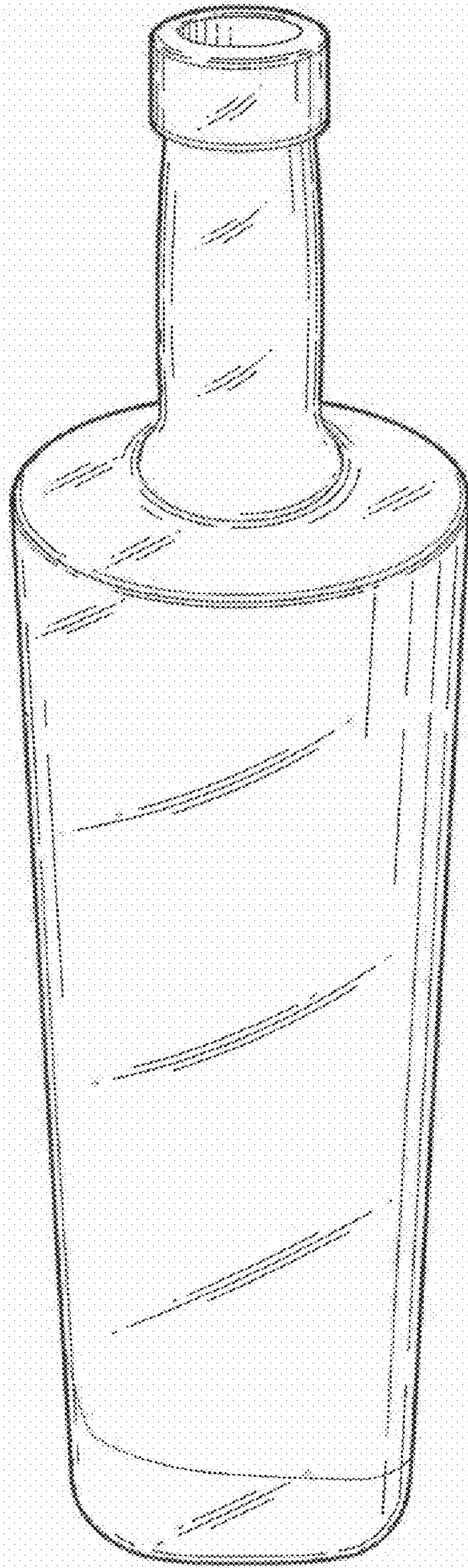


Fig. 4

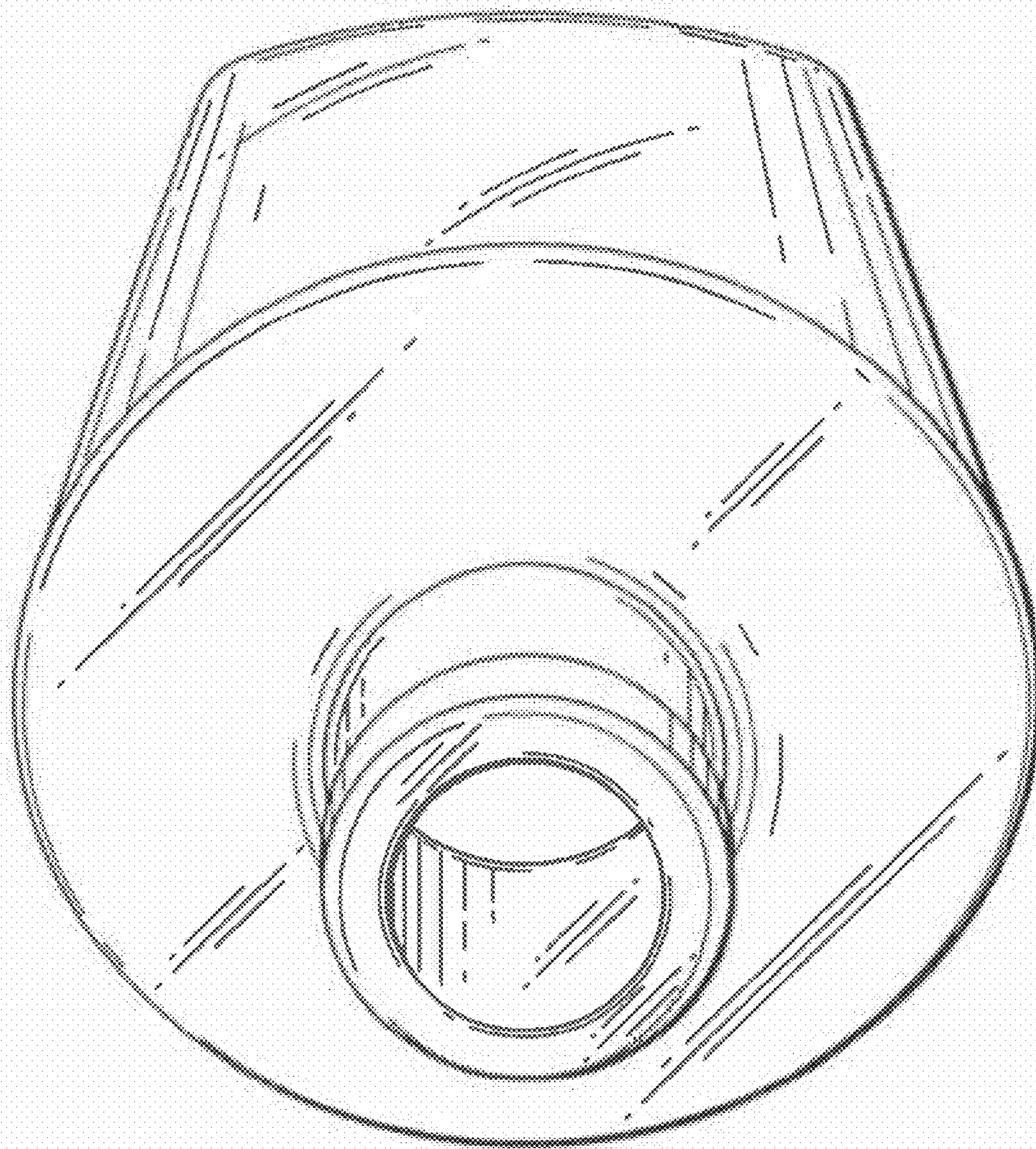


Fig. 5

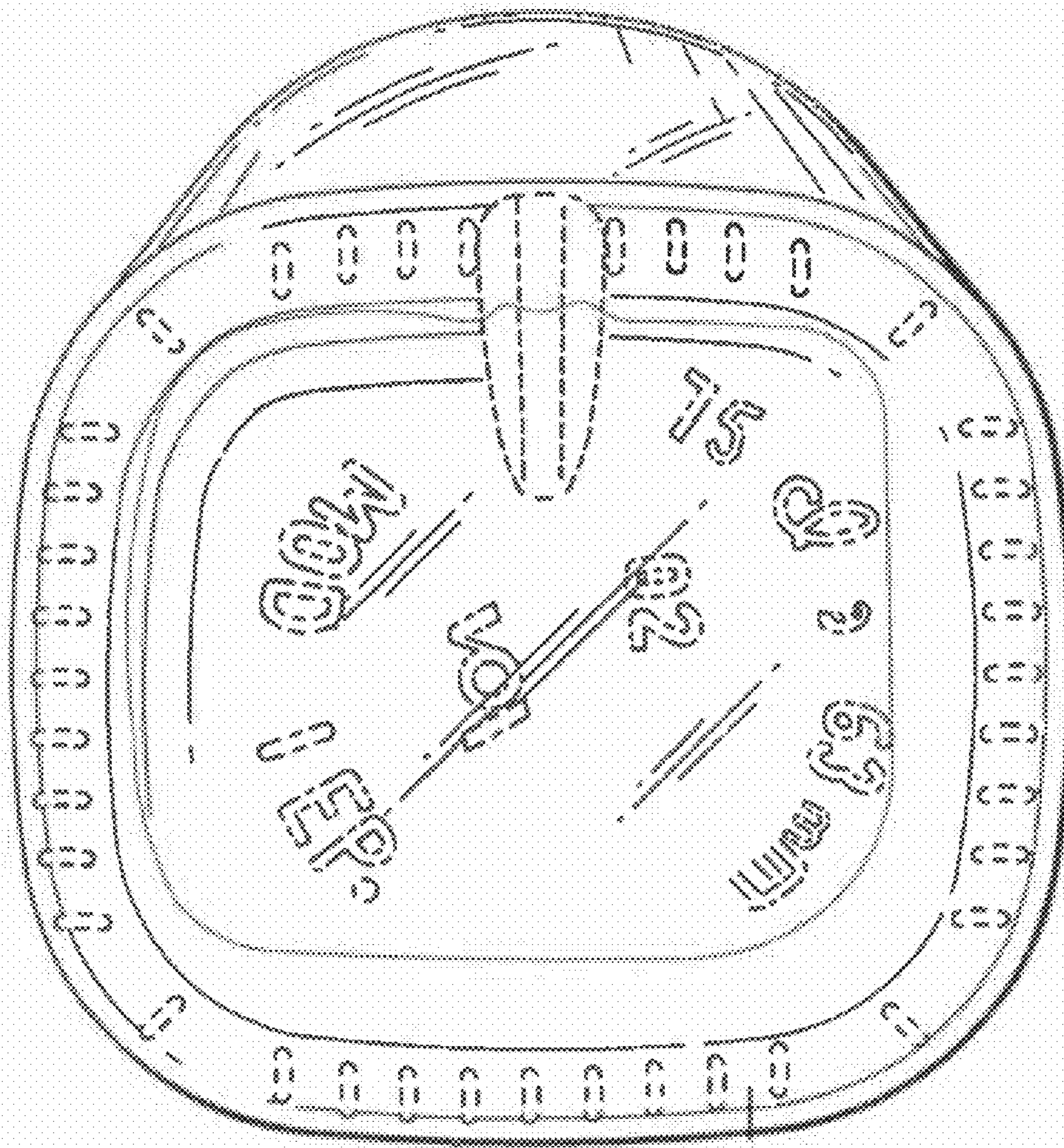


Fig. 6