



US00D629687S

(12) **United States Design Patent**
Baker

(10) **Patent No.:** **US D629,687 S**

(45) **Date of Patent:** **** Dec. 28, 2010**

(54) **VOID FILLER PANEL**

(75) Inventor: **Paul W. Baker**, Cambridge, OH (US)

(73) Assignee: **The Fabri-Form Company**, New Concord, OH (US)

(**) Term: **14 Years**

(21) Appl. No.: **29/359,016**

(22) Filed: **Apr. 5, 2010**

(51) **LOC (9) Cl.** **09-07**

(52) **U.S. Cl.** **D9/456**

(58) **Field of Classification Search** D9/761,
D9/759, 756, 708, 709, 702, 456, 455, 454,
D9/453, 445, 443, 436, 435, 434; 53/412;
248/146; 229/120; 222/109; 220/4.23; 219/439;
215/305; 206/529, 427; D3/304, 295; D5/58;
428/131, 116

See application file for complete search history.

(56) **References Cited**

U.S. PATENT DOCUMENTS

D124,414 S *	12/1940	Shepard	D9/456
D236,326 S *	8/1975	Trebilcock	D9/456
D283,012 S *	3/1986	Jankens	D9/456
4,865,889 A	9/1989	Boyse		
D345,502 S *	3/1994	Clar	D9/456
5,655,708 A *	8/1997	Grone	229/407
D410,387 S *	6/1999	Jacques	D9/435
6,018,927 A	2/2000	Major		
D475,625 S *	6/2003	Lin	D9/456

D489,905 S *	5/2004	Hynnek et al.	D5/58
D566,556 S *	4/2008	Baker et al.	D9/456
2005/0202208 A1 *	9/2005	Kelly	428/131
2010/0009119 A1	1/2010	Herron, III		

* cited by examiner

Primary Examiner—Susan Bennett Hattan

(74) *Attorney, Agent, or Firm*—Dinsmore & Shohl LLP

(57) **CLAIM**

The ornamental design for a void filler panel, as shown and described.

DESCRIPTION

FIG. 1 is a front perspective view of a void filler panel showing my new design;

FIG. 2 is a top plan view of the void filler panel of FIG. 1;

FIG. 3 is a bottom plan view of the void filler panel of FIG. 1;

FIG. 4 is a right-side elevational view of the void filler panel of FIG. 1;

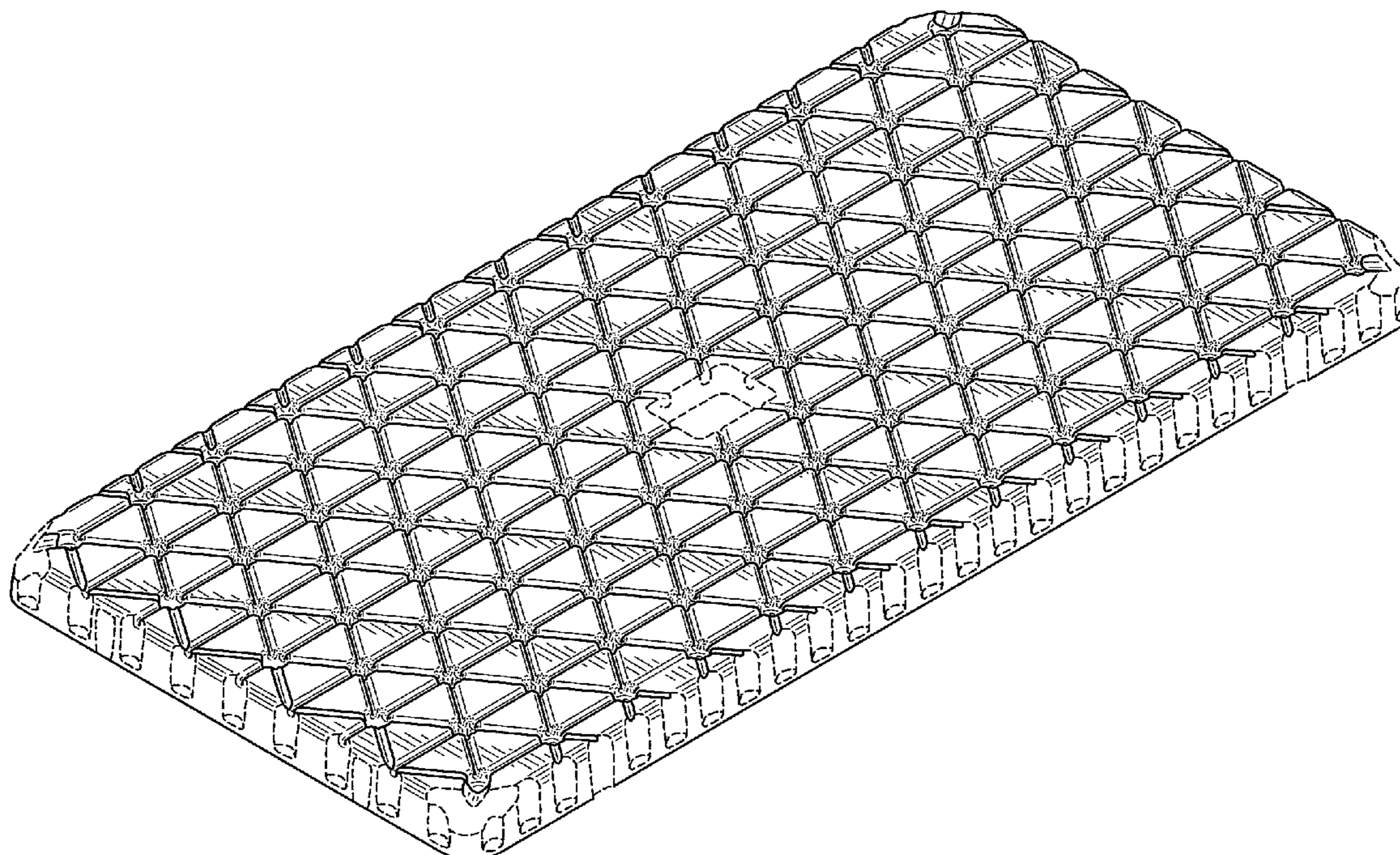
FIG. 5 is a left-side elevational view of the void filler panel of FIG. 1;

FIG. 6 is a front elevational view of the void filler panel of FIG. 1; and,

FIG. 7 is a rear elevational view of the void filler panel of FIG. 1.

The broken lines illustrate features that do not constitute any part of the claimed design.

1 Claim, 5 Drawing Sheets



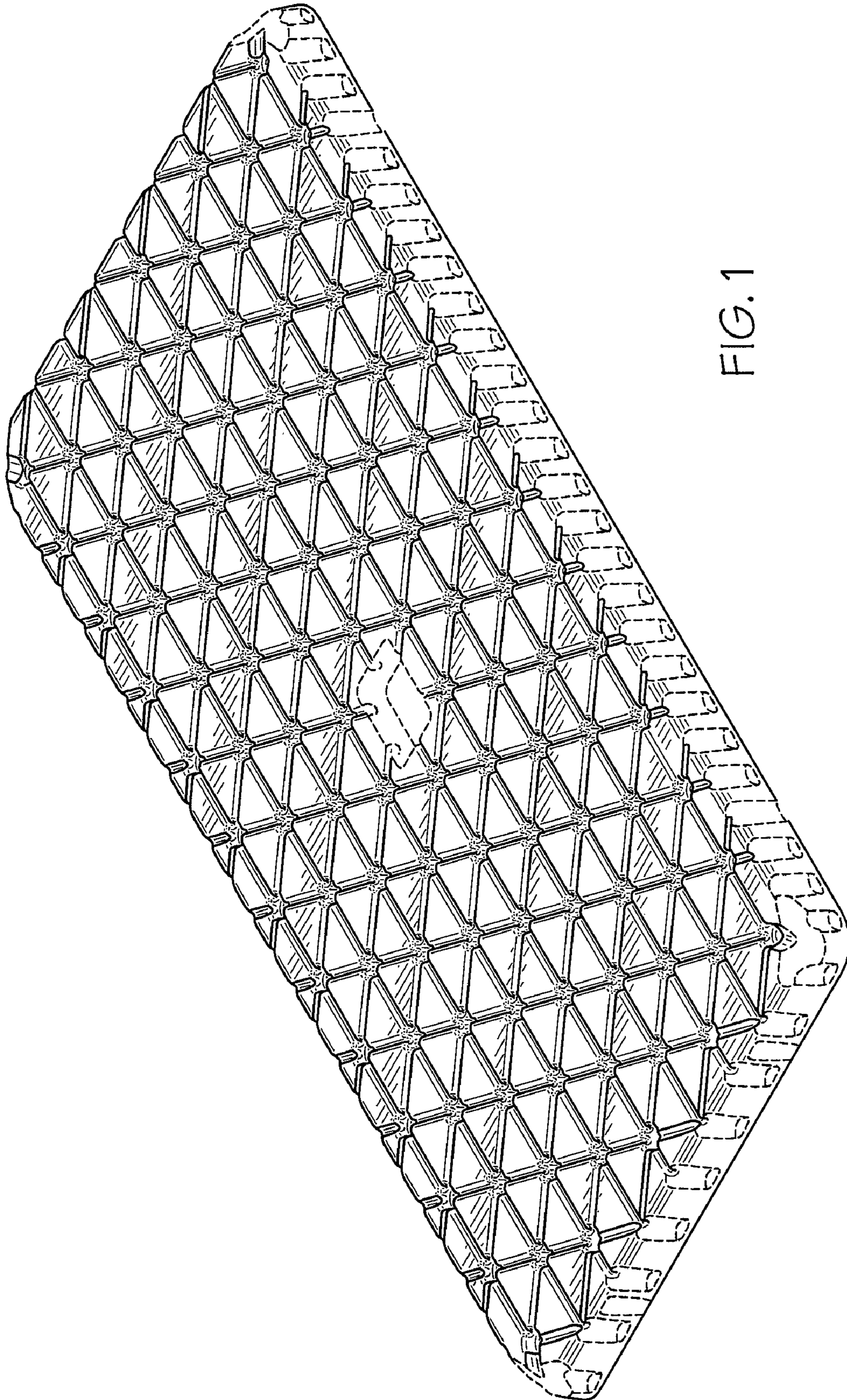


FIG. 1

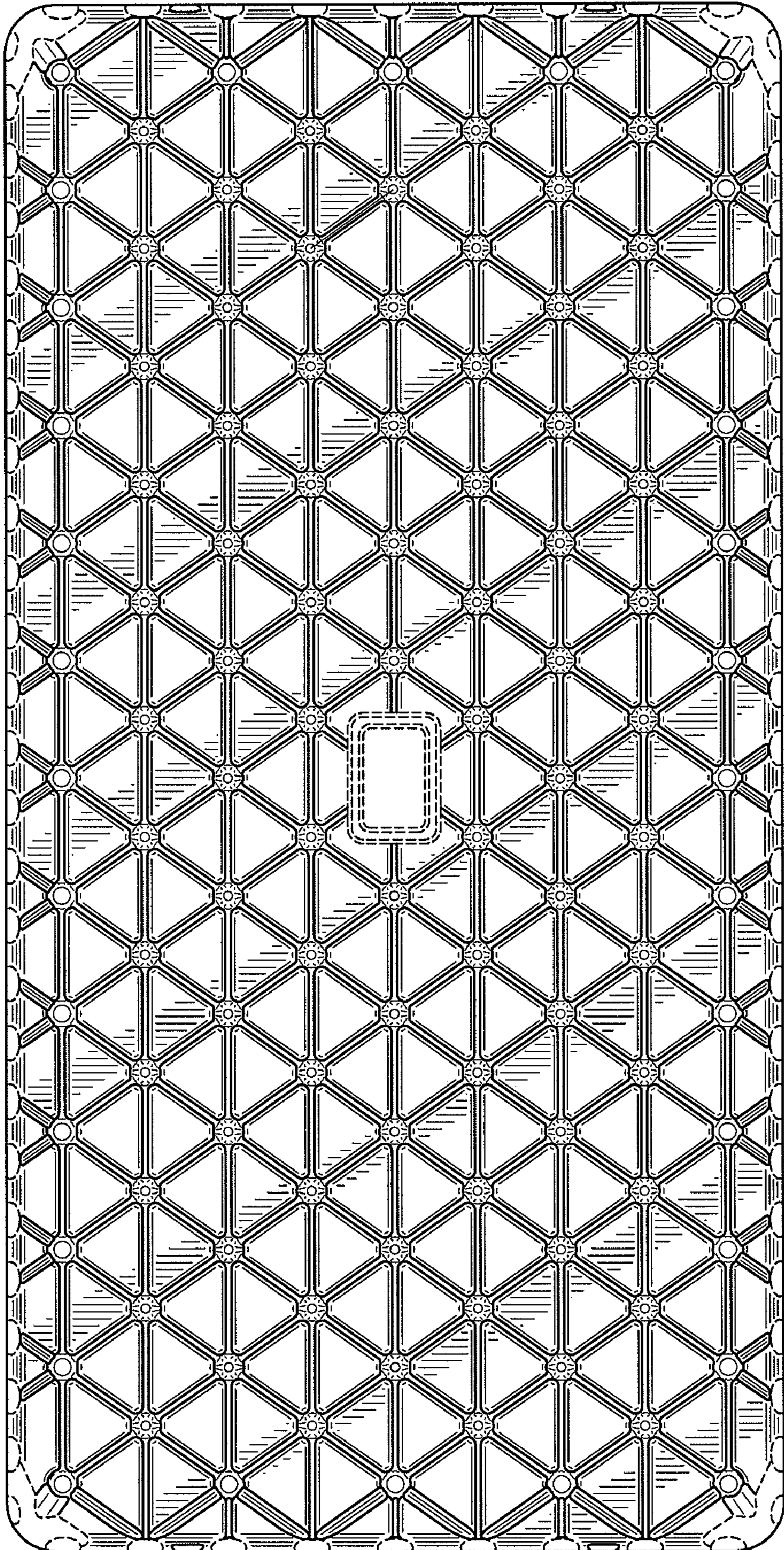


FIG. 2




FIG. 3

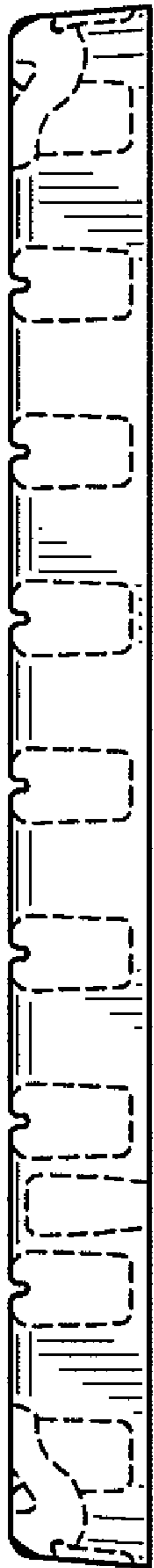


FIG. 4

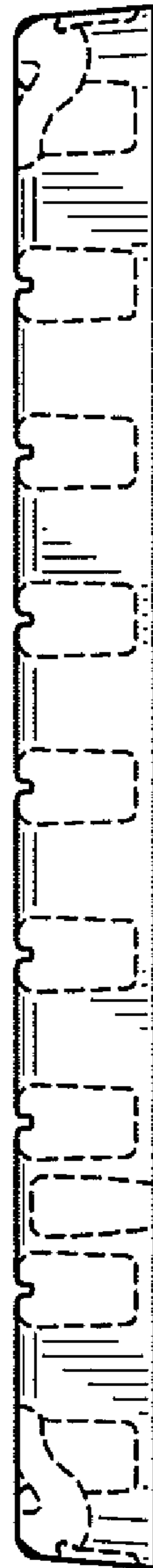


FIG. 5

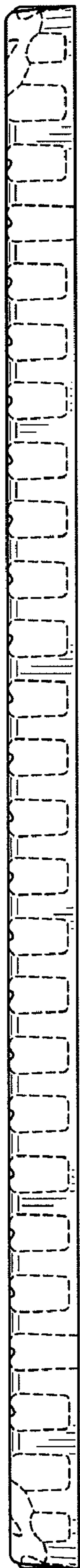


FIG. 6



FIG. 7