



US00D629672S

(12) **United States Design Patent**
Shaha et al.

(10) **Patent No.:** **US D629,672 S**
(45) **Date of Patent:** **** Dec. 28, 2010**

(54) **UTILITY HOOK**

(75) Inventors: **Kevin Bruce Shaha**, Dover, ID (US);
Marcus Bosch, Chicago, IL (US); **Ross Carl**, River Forest, IL (US)

(73) Assignee: **Illinois Tool Works Inc.**, Glenview, IL (US)

(**) Term: **14 Years**

(21) Appl. No.: **29/365,718**

(22) Filed: **Jul. 14, 2010**

Related U.S. Application Data

(62) Division of application No. 29/334,138, filed on Mar. 20, 2009, now Pat. No. Des. 622,133.

(51) **LOC (9) Cl.** **08-05**

(52) **U.S. Cl.** **D8/367**

(58) **Field of Classification Search** D8/363,
D8/367, 373; 248/215, 302–303, 345.1,
248/489

See application file for complete search history.

(56) **References Cited**

U.S. PATENT DOCUMENTS

430,377	A *	6/1890	Condon	248/345.1
1,911,934	A *	5/1933	Ostrand et al.	248/305
D121,488	S *	7/1940	De Roos	D6/323
2,484,409	A *	10/1949	Jameson	294/59
3,257,767	A *	6/1966	Lassy	52/649.8
3,959,854	A *	6/1976	Lewis	24/457
D252,088	S *	6/1979	Johansson	D14/253
D277,546	S *	2/1985	Trotta	D8/349
D308,015	S *	5/1990	Volpe et al.	D8/367

D312,038	S *	11/1990	Sachs	D5/371
5,152,117	A *	10/1992	Wynar	52/712
D333,421	S *	2/1993	Patti	D8/356
D339,981	S *	10/1993	Barnes	D8/373
D349,042	S *	7/1994	Costello	D8/373
D363,877	S *	11/1995	Dee	D8/373
D393,795	S *	4/1998	Bernstein	D8/373
D411,951	S *	7/1999	Baranski et al.	D8/363
5,957,416	A *	9/1999	Sellati	248/61
D461,396	S *	8/2002	Ferrill et al.	D8/373
6,669,157	B1 *	12/2003	Willin et al.	248/311.2
7,614,755	B2 *	11/2009	Branham	359/871

* cited by examiner

Primary Examiner—Patricia Palasik

(74) *Attorney, Agent, or Firm*—Mark W. Croll; Christopher P. Rauch; Beem Patent Law Firm

(57) **CLAIM**

The ornamental design for a utility hook, as shown and described.

DESCRIPTION

FIG. 1 is a perspective view of a utility hook showing our new design.

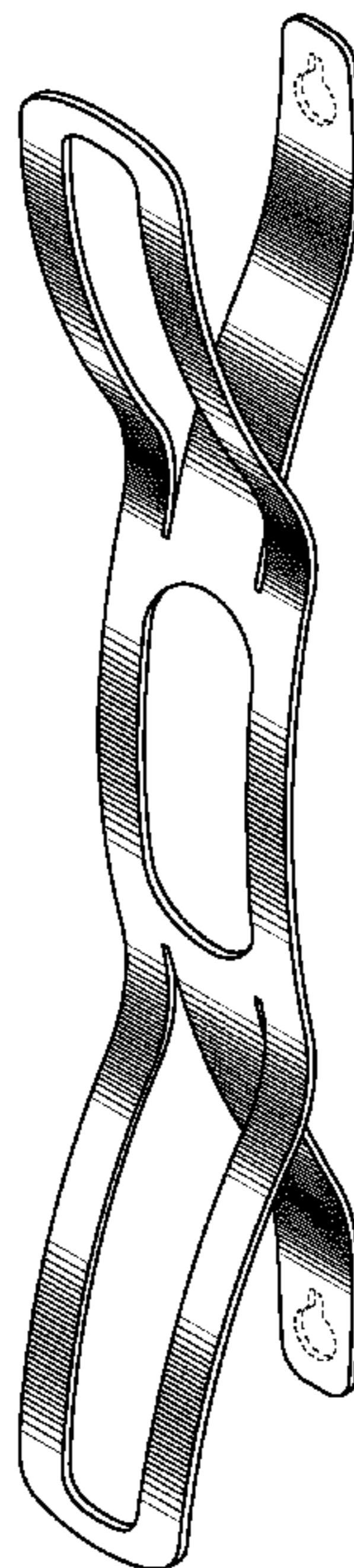
FIG. 2 is a front view of the hook of FIG. 1, the rear view being a mirror image thereof.

FIG. 3 is a side view of the hook of FIG. 1, the other side being a mirror image thereof; and,

FIG. 4 is a top view of the hook of FIG. 1, the bottom view being a mirror image thereof.

The broken lines in the drawings represent unclaimed environmental subject matter.

1 Claim, 2 Drawing Sheets



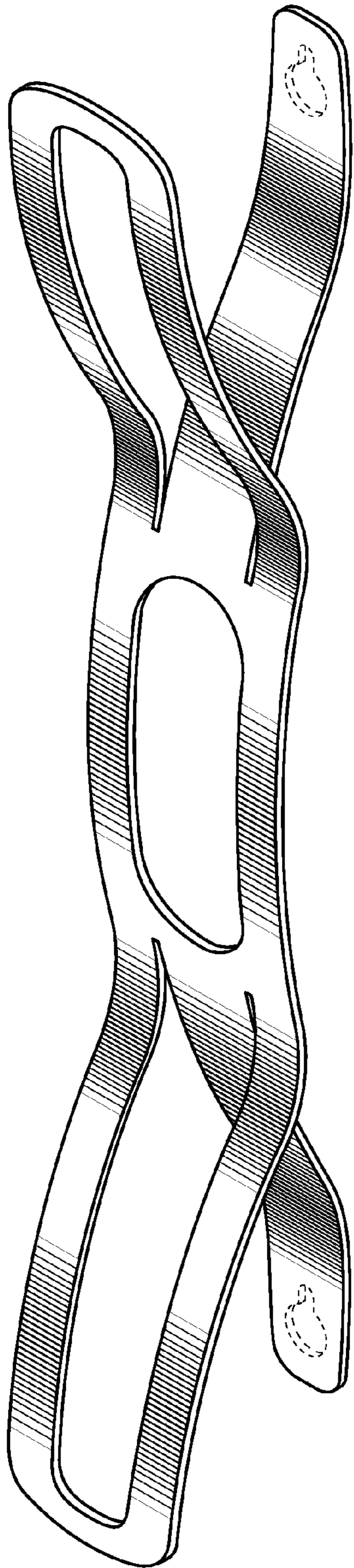


Fig.1

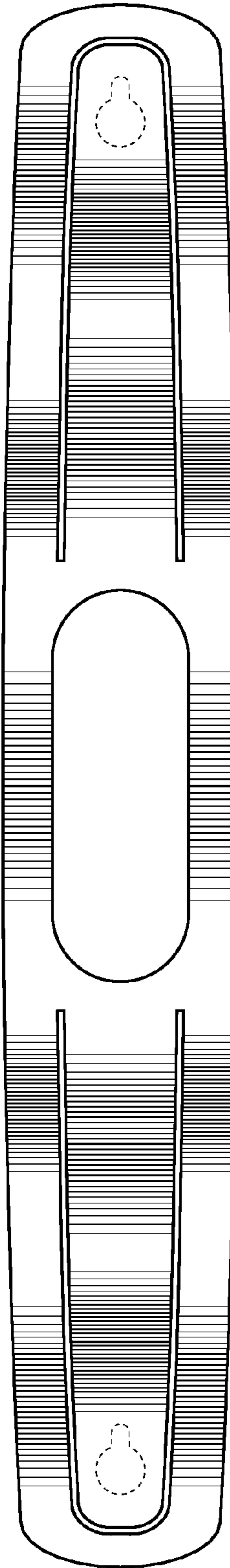


Fig.2

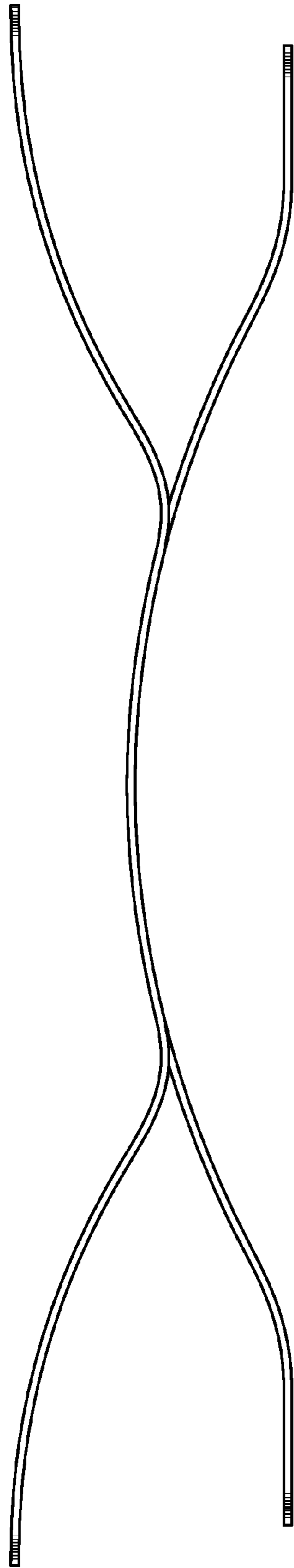


Fig.3

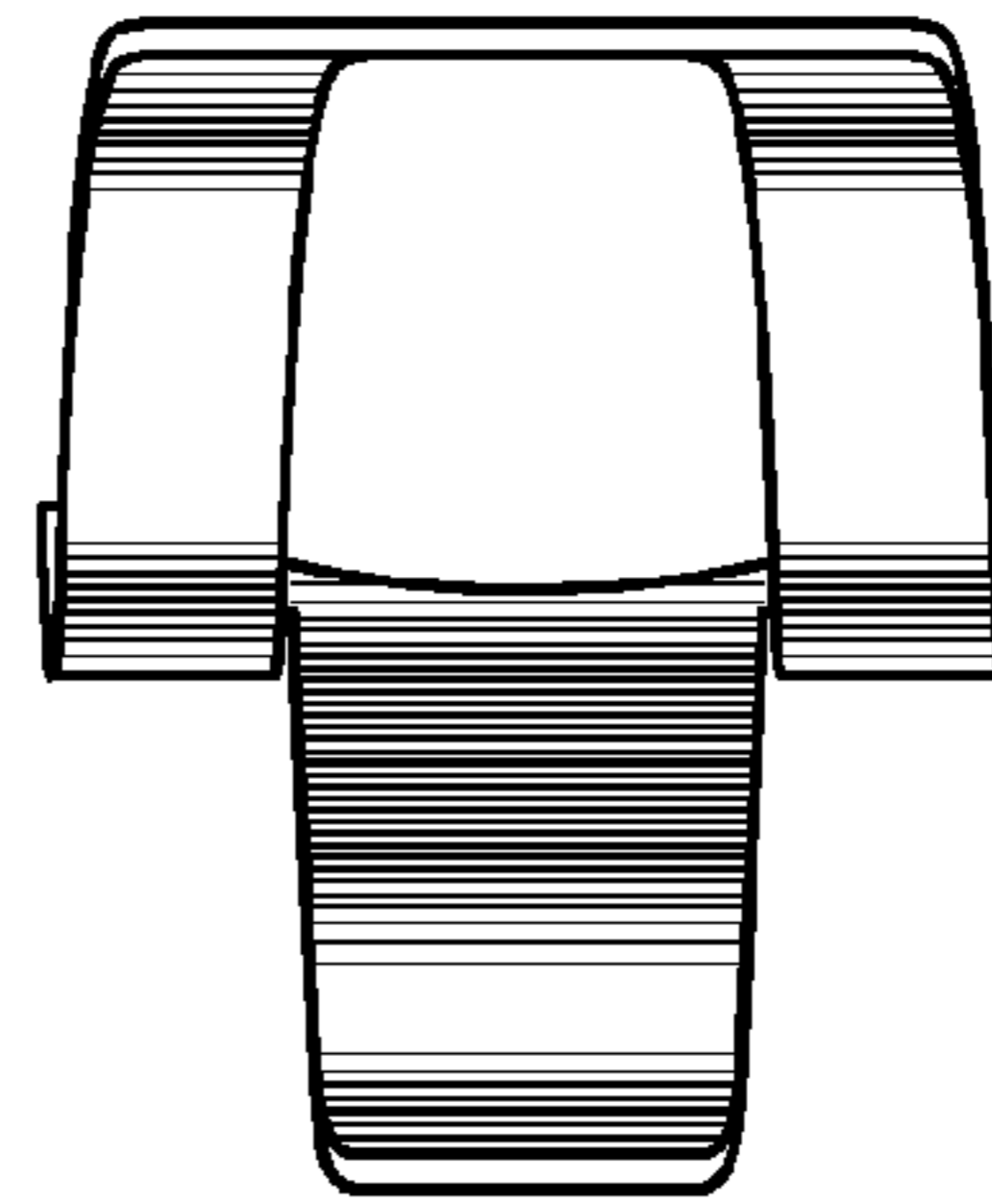


Fig.4