



US00D629642S

(12) **United States Design Patent**
Miller

(10) **Patent No.:** **US D629,642 S**

(45) **Date of Patent:** **** Dec. 28, 2010**

(54) **SPICE GRINDER**

(75) Inventor: **Jeffrey F. Miller**, New York, NY (US)

(73) Assignee: **Conair Corporation**, Stamford, CT (US)

(**) Term: **14 Years**

(21) Appl. No.: **29/350,104**

(22) Filed: **Nov. 11, 2009**

(51) **LOC (9) Cl.** **31-00**

(52) **U.S. Cl.** **D7/372; D7/679**

(58) **Field of Classification Search** D7/679,
D7/372-375, 590-597; 241/285.1-285.3,
241/36, 92, 95, 273.1-273.4, 168, 169, 169.1;
222/142.1-142.9, 480

See application file for complete search history.

(56) **References Cited**

U.S. PATENT DOCUMENTS

- 3,991,947 A * 11/1976 Schlessel 241/169.1
- D269,489 S * 6/1983 Akita D7/372
- D318,779 S * 8/1991 Wong D7/596
- D346,526 S * 5/1994 Bannigan D7/376
- D366,595 S * 1/1996 Dobson et al. D7/384

- D444,668 S * 7/2001 Leung D7/372
- 2009/0032627 A1 * 2/2009 Krasznai 241/36
- 2009/0121063 A1 * 5/2009 Wu 241/169.1

* cited by examiner

Primary Examiner—Terry A Wallace

(74) *Attorney, Agent, or Firm*—Lawrence Cruz

(57) **CLAIM**

The ornamental design for a spice grinder, as shown and described.

DESCRIPTION

FIG. 1 is a perspective view of a spice grinder showing a new design;

FIG. 2 is front view thereof;

FIG. 3 is a rear view thereof;

FIG. 4 is a left side view thereof;


FIG. 5 is a right side view thereof;

FIG. 6 is a top view thereof; and,

FIG. 7 is a bottom view thereof.

The broken lines are for illustrative purposes only and form no part of the claimed design.

1 Claim, 3 Drawing Sheets






FIG. 1




FIG. 2




FIG. 3




FIG. 4




FIG. 5

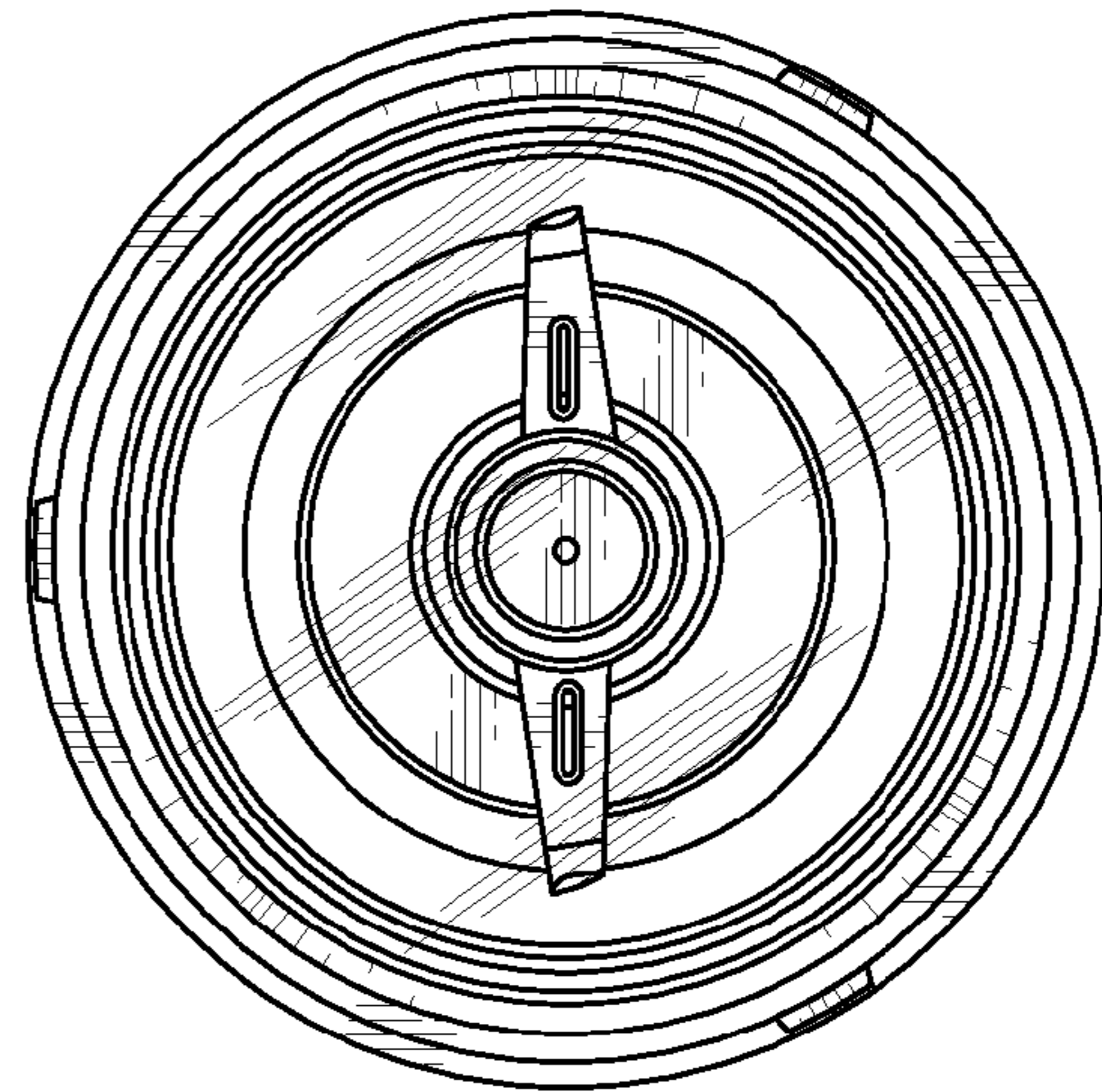


FIG. 6

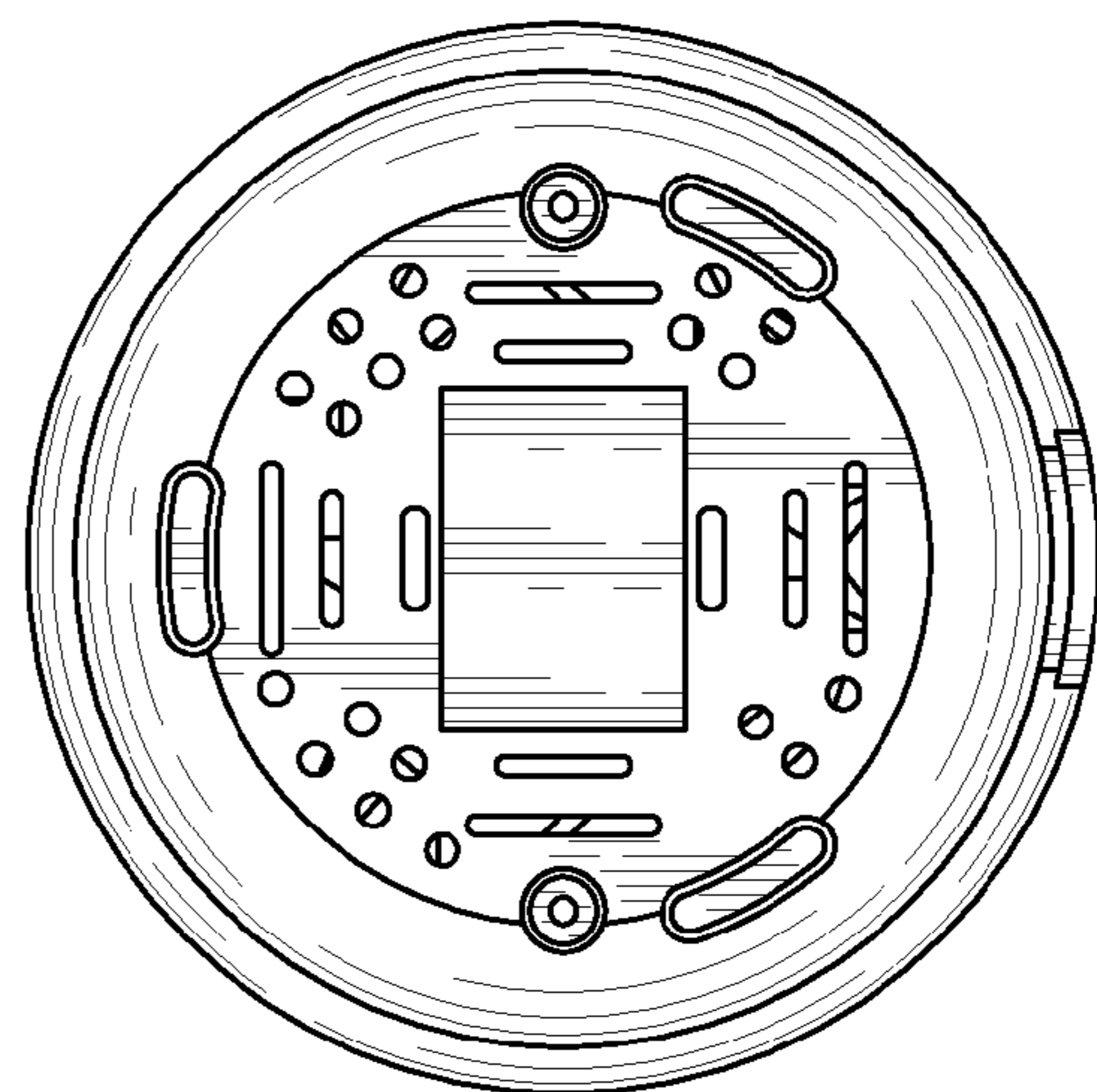


FIG. 7