



US00D629626S

(12) **United States Design Patent**
Jourdan

(10) **Patent No.:** **US D629,626 S**
(45) **Date of Patent:** **** Dec. 28, 2010**

(54) **SEAT**
(75) Inventor: **Eric Jourdan**, Paris (FR)
(73) Assignee: **Cinna** (FR)
(**) Term: **14 Years**
(21) Appl. No.: **29/362,005**
(22) Filed: **May 19, 2010**

(30) **Foreign Application Priority Data**
Nov. 19, 2009 (WO) 072 662
(51) **LOC (9) Cl.** **06-01**
(52) **U.S. Cl.** **D6/334**
(58) **Field of Classification Search** D6/334,
D6/349, 355, 359, 369, 370, 371, 381-383,
D6/491, 492, 500-503, 374; 297/94, 181,
297/233, 234, 235, 283.2, 311, 351, 353,
297/354.1, 354.12, 354.13, 445.1, 451.1,
297/451.8, 451.9; 5/12.1, 12.2
See application file for complete search history.

(56) **References Cited**
U.S. PATENT DOCUMENTS
D63,078 S * 10/1923 Gunlocke et al. D6/369
D338,112 S * 8/1993 Hutton D6/334
D392,469 S * 3/1998 De Blaay D6/334
D395,174 S * 6/1998 Diaz-Azcuy D6/369
D410,800 S * 6/1999 Gomez D6/369
D418,991 S * 1/2000 Natuzzi et al. D6/381

D421,853 S * 3/2000 Black D6/369
D431,117 S * 9/2000 Hutton D6/334
D431,119 S * 9/2000 Hutton D6/369
D455,276 S * 4/2002 Hutton D6/334
D465,341 S * 11/2002 Hutton D6/334
D466,313 S * 12/2002 Hutton D6/334
D505,277 S * 5/2005 Tapinassi et al. D6/371
D529,729 S * 10/2006 Kreiss D6/369
D541,544 S * 5/2007 White et al. D6/369
D575,961 S * 9/2008 Kreiss D6/381
D576,410 S * 9/2008 Doyle D6/334
D600,034 S * 9/2009 White et al. D6/369
D603,613 S * 11/2009 Wilson D6/334

* cited by examiner
Primary Examiner—Sandra Snapp
(74) *Attorney, Agent, or Firm*—Cantor Colburn LLP


(57) **CLAIM**

The ornamental design for a seat, as shown and described.

DESCRIPTION

FIG. 1 is a front perspective view of a seat, showing my new design;
FIG. 2 is a rear perspective view thereof;
FIG. 3 is a front elevation view thereof;
FIG. 4 is a rear elevation view thereof;
FIG. 5 is a side view thereof, taken from the right of FIG. 3, the opposite side being a mirror image thereof; and,
FIG. 6 is a top plan view thereof.

1 Claim, 6 Drawing Sheets






FIG. 1

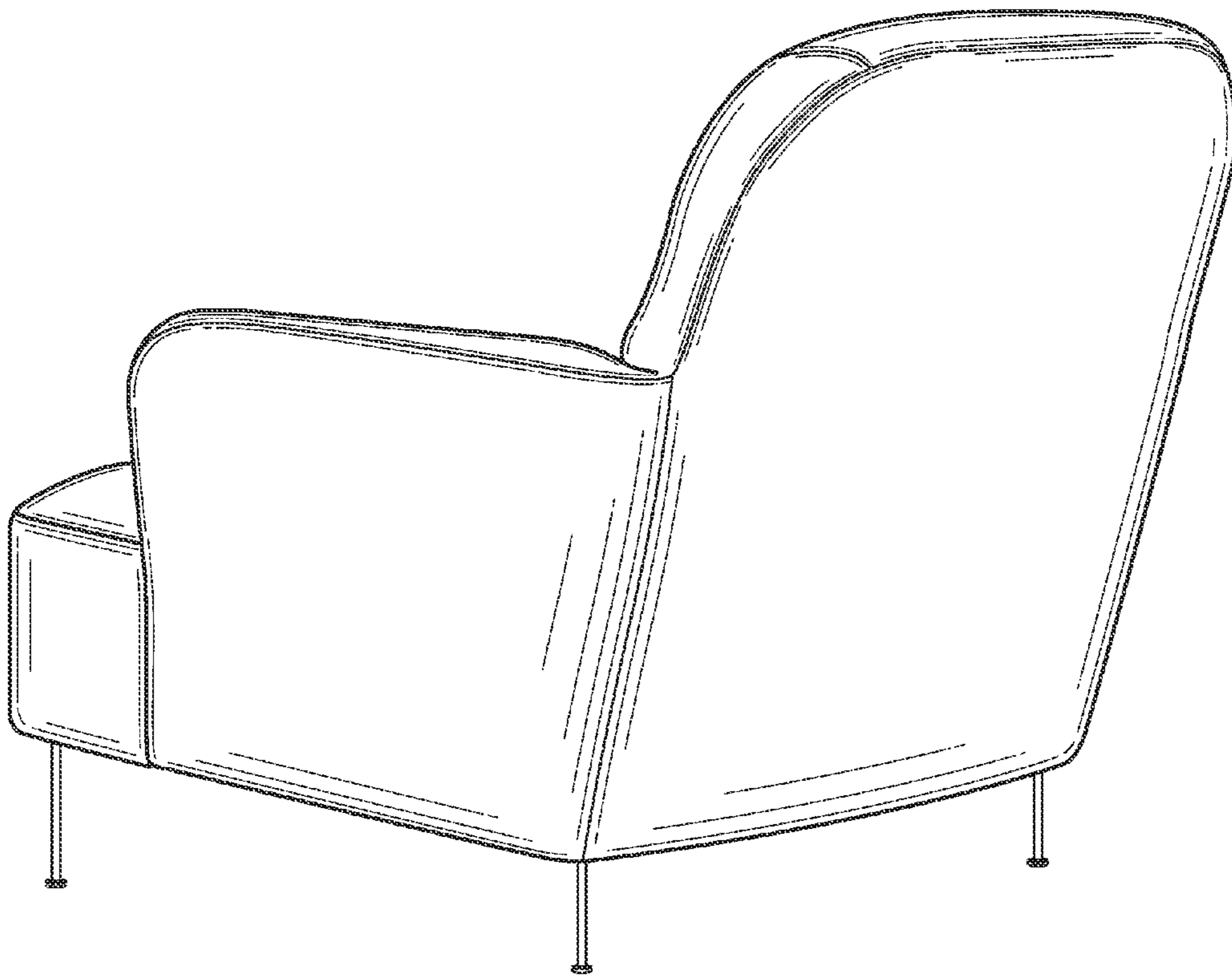


FIG. 2




FIG. 3




FIG. 4

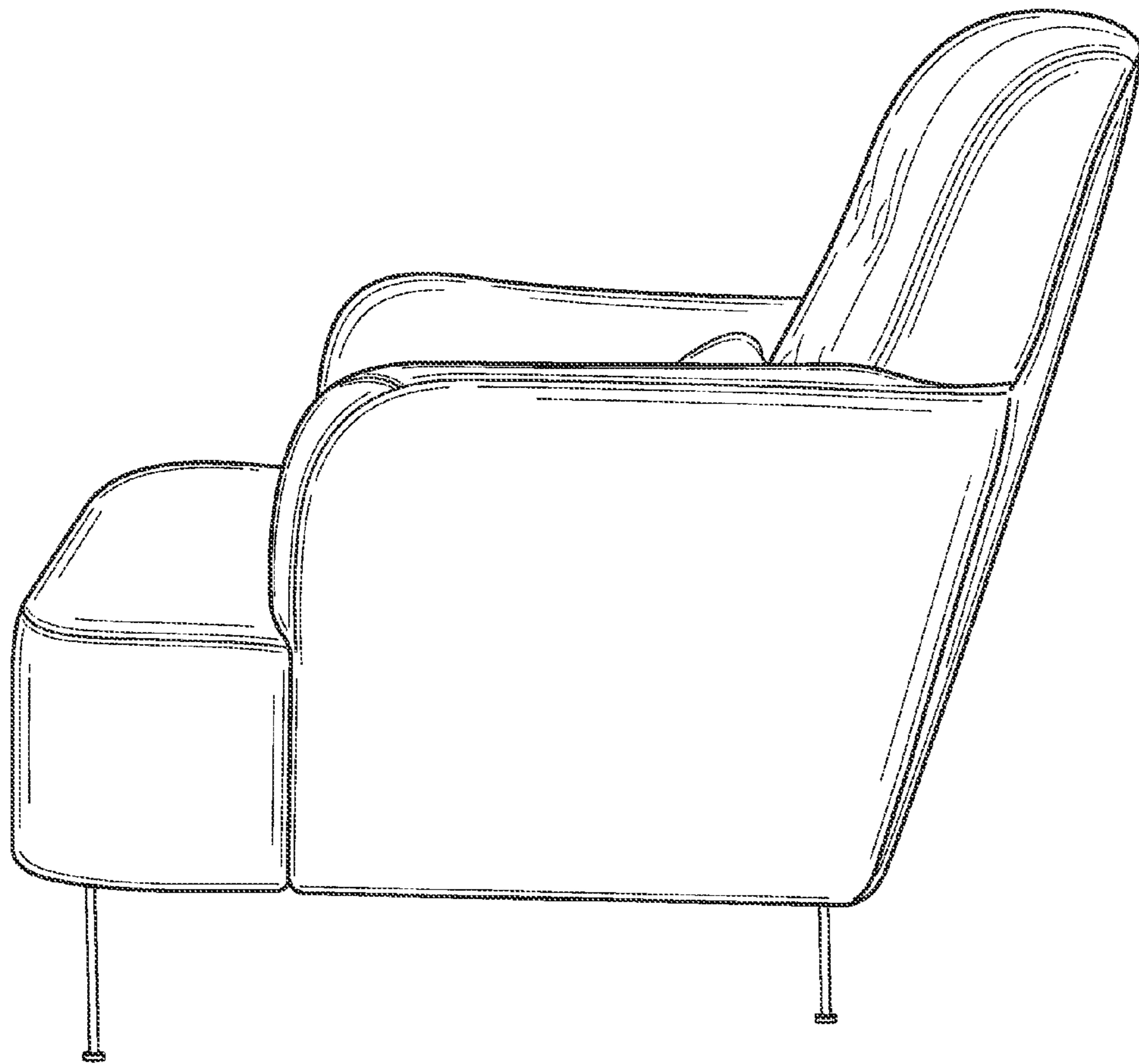


FIG. 5

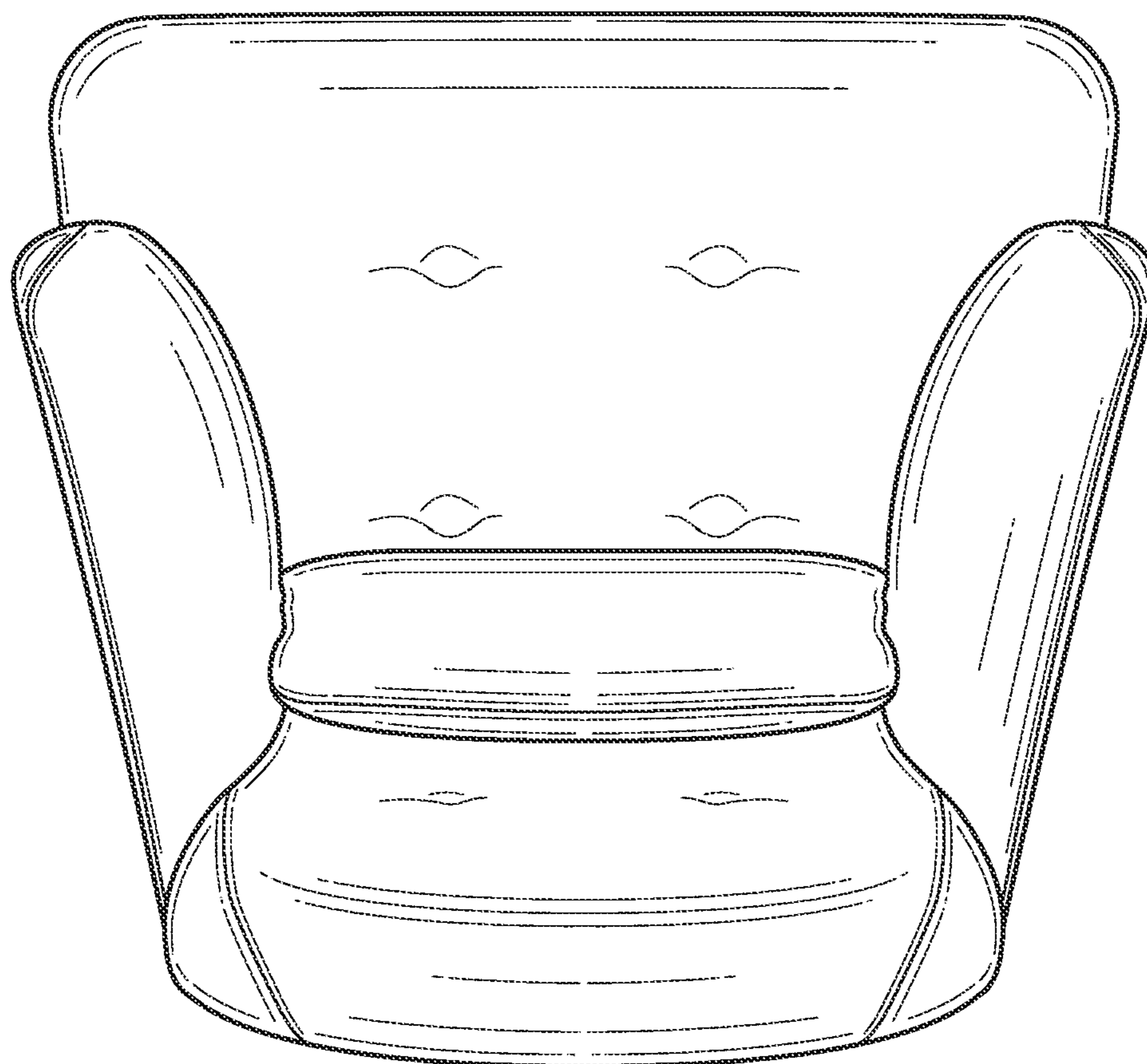


FIG. 6