

US00D629624S

(12) **United States Design Patent**
Marchand

(10) **Patent No.:** **US D629,624 S**
(45) **Date of Patent:** **** Dec. 28, 2010**

(54) **CLOTHES HANGER**

(76) Inventor: **Alain Marchand**, 2610, Brabant
Marineau, Saint-Laurent, QC (CA) H4S
1L1

(**) Term: **14 Years**

(21) Appl. No.: **29/362,209**

(22) Filed: **May 21, 2010**

(51) **LOC (9) Cl.** **06-08**

(52) **U.S. Cl.** **D6/317**

(58) **Field of Classification Search** D6/315,
D6/317, 462; 211/1, 13.1, 85.3, 86.01, 106,
211/119, 122, 133.5, 133.6; 223/85-98;
224/275

See application file for complete search history.

(56) **References Cited**

U.S. PATENT DOCUMENTS

D296,958	S	*	8/1988	Dallaire et al.	D6/317
5,904,278	A	*	5/1999	Barlow et al.	223/85
D422,152	S	*	4/2000	Yeh	D6/317
D440,053	S	*	4/2001	Richter	D6/317
6,260,750	B1	*	7/2001	Chiang	224/275
D481,208	S	*	10/2003	Scola	D6/317
D572,044	S	*	7/2008	Miros	D6/462

D580,662 S * 11/2008 Varela D6/317

* cited by examiner

Primary Examiner—Shanda C Hill

(74) *Attorney, Agent, or Firm*—Ogilvy Renault LLP

(57) **CLAIM**

The ornamental design for a clothes hanger, as shown and described.

DESCRIPTION

FIG. 1 is a perspective view of a clothes hanger in accordance with the present design;

FIG. 2 is a top plan view of the clothes hanger of FIG. 1;

FIG. 3 is a left-side elevation view of the clothes hanger of FIG. 1, the right-side elevation view being a mirror image thereof;

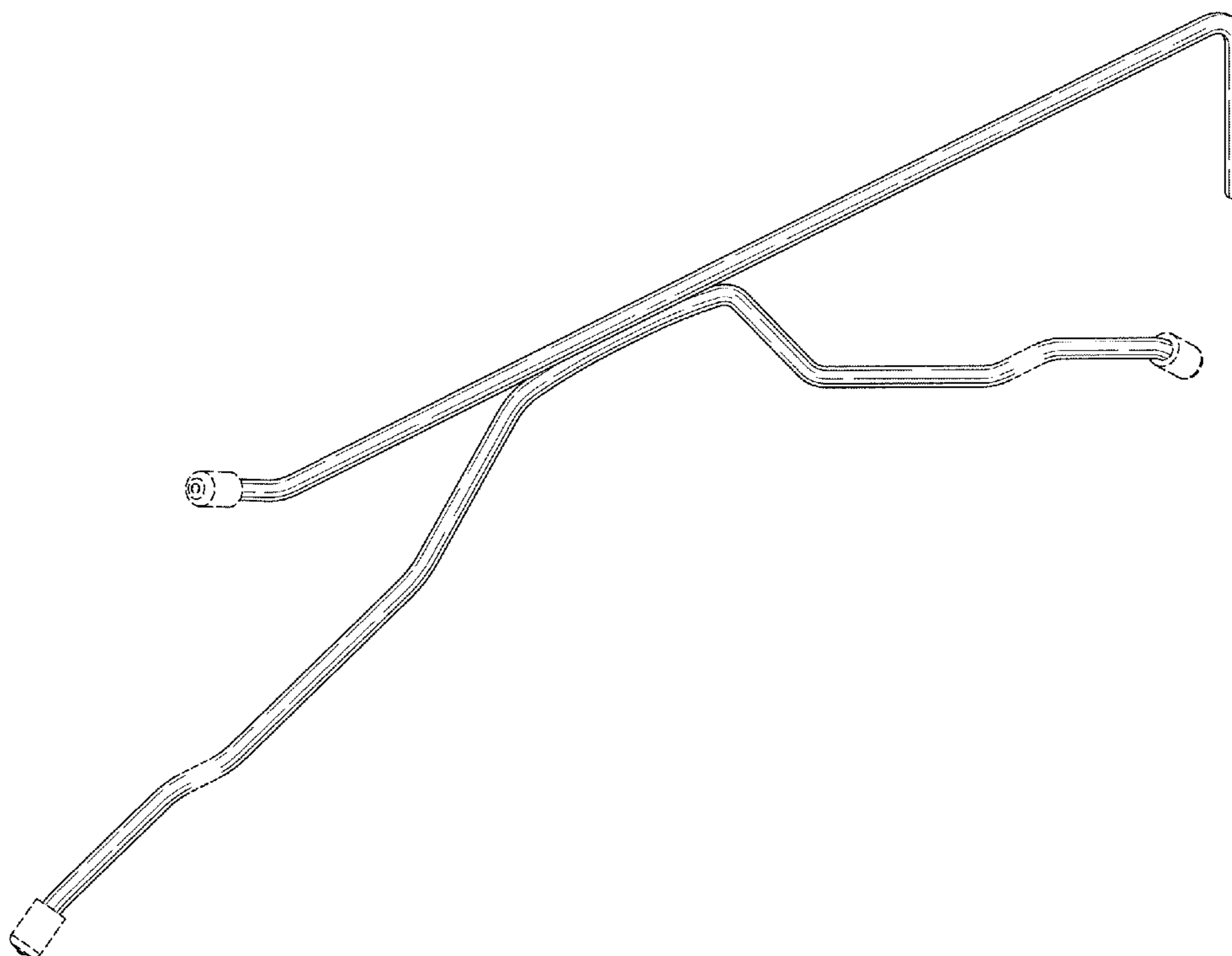
FIG. 4 is a bottom plan view of the clothes hanger of FIG. 1;

FIG. 5 is a front elevation view of the clothes hanger of FIG. 1; and,

FIG. 6 is a rear elevation view of the clothes hanger of FIG. 1.

The broken lines shown in the drawing disclosure are for illustrative purposes only and form no part of the claimed design.

1 Claim, 3 Drawing Sheets



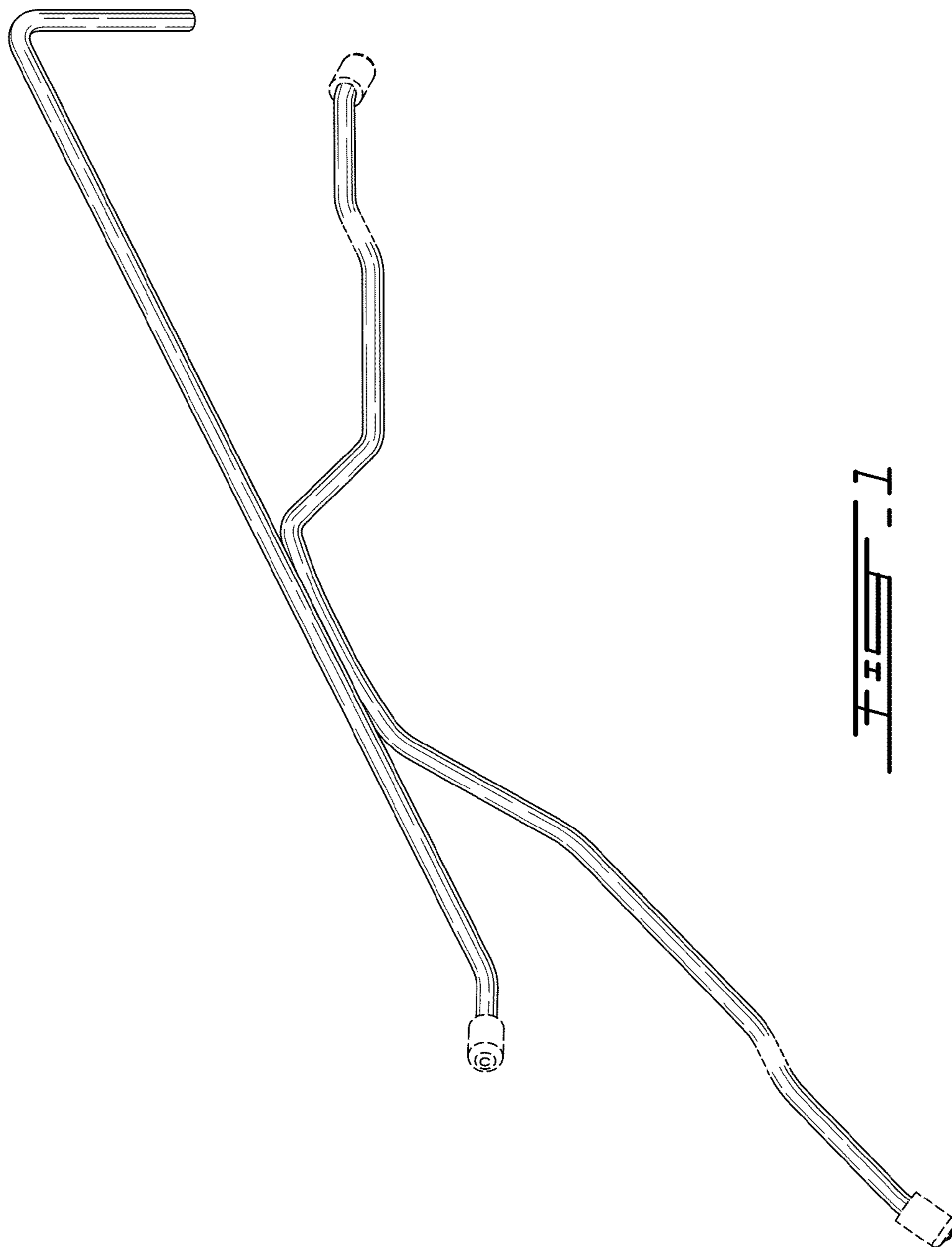


FIG. 1




FIG. 2

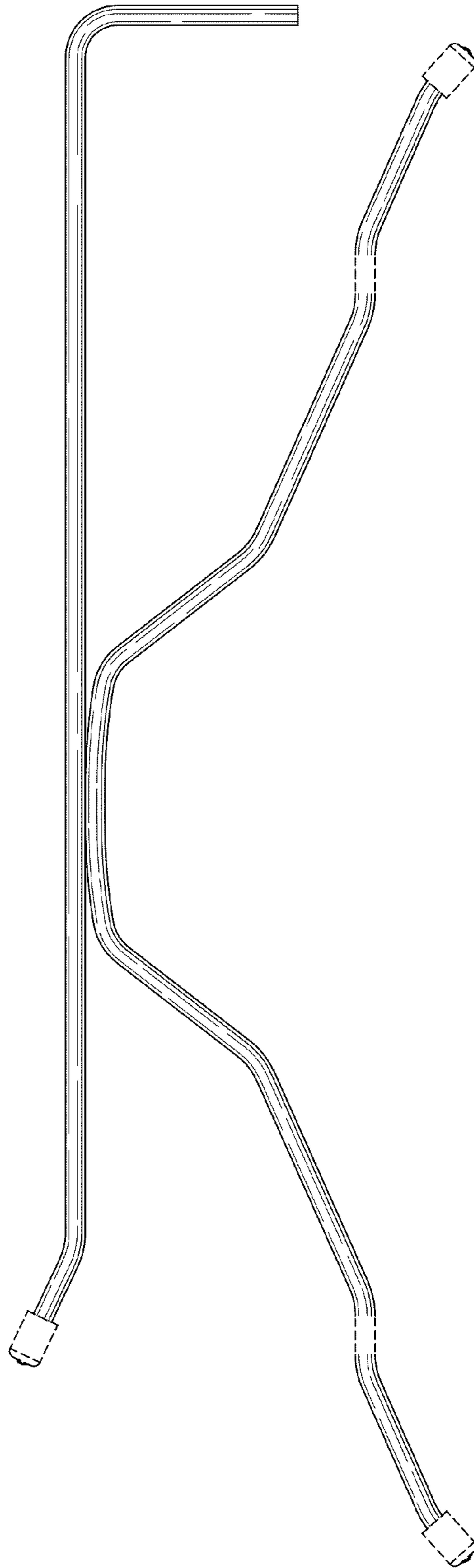


FIG. 3

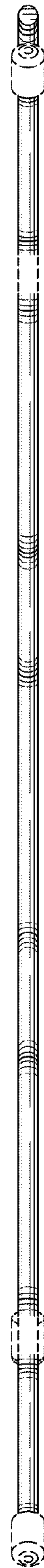


FIG. 4

