

US00D629620S

(12) **United States Design Patent**
Steeman et al.

(10) **Patent No.:** **US D629,620 S**

(45) **Date of Patent:** **** *Dec. 28, 2010**

(54) **FILM SHEET FOR USE IN ANTIBALLISTIC ARTICLES**

(75) Inventors: **Reinard Steeman**, Elsloo (NL); **Marcel Jongedijk**, Sittard (NL)

(73) Assignee: **DSM IP Assets B.V.**, Heerlen (NL)

(**) Term: **14 Years**

(21) Appl. No.: **29/338,886**

(22) Filed: **Jun. 19, 2009**

Related U.S. Application Data

(63) Continuation of application No. 12/298,621, filed as application No. PCT/EP2007/003684 on Apr. 26, 2007.

(30) **Foreign Application Priority Data**

Apr. 26, 2006	(EP)	06008600
Jun. 29, 2006	(EP)	06013452
Dec. 22, 2006	(EP)	06026723

(51) **LOC (9) Cl.** **05-06**

(52) **U.S. Cl.** **D5/58; D6/46**

(58) **Field of Classification Search** D5/1, D5/2, 3, 5, 7, 8, 11, 13, 14, 15, 16, 19, 20, D5/23, 24, 25, 26, 27, 28, 30, 32, 35, 36, D5/37, 39, 43, 45, 46, 47, 49, 50, 52, 53, D5/54-58, 59-61, 62-66, 99; D2/749, 994; D6/582, 583, 595, 596, 597, 598, 603, 604, D6/605, 606, 608, 613, 616, 617, 619, 622; 428/17, 18, 151, 154, 156, 171, 187, 198, 428/199, 540, 542.2, 542.6, 904.4, 919; D24/124, D24/125, 126; D25/142, 152; 5/413 A, 709 M; 162/109, 134, 140, 231; D32/57; 52/506.05; 362/148

See application file for complete search history.

(56) **References Cited**

U.S. PATENT DOCUMENTS

D61,587 S * 10/1922 Lord D5/46

(Continued)

FOREIGN PATENT DOCUMENTS

EP 1 627 719 2/2006

(Continued)

OTHER PUBLICATIONS

U.S. Appl. No. 29/338,880, filed Jun. 19, 2009.

(Continued)

Primary Examiner—Robert M Spear

Assistant Examiner—Barbara B Lohr

(74) *Attorney, Agent, or Firm*—Nixon & Vanderhye P.C.

(57) **CLAIM**

The ornamental design for a “film sheet for use in antiballistic articles,” as shown and described.

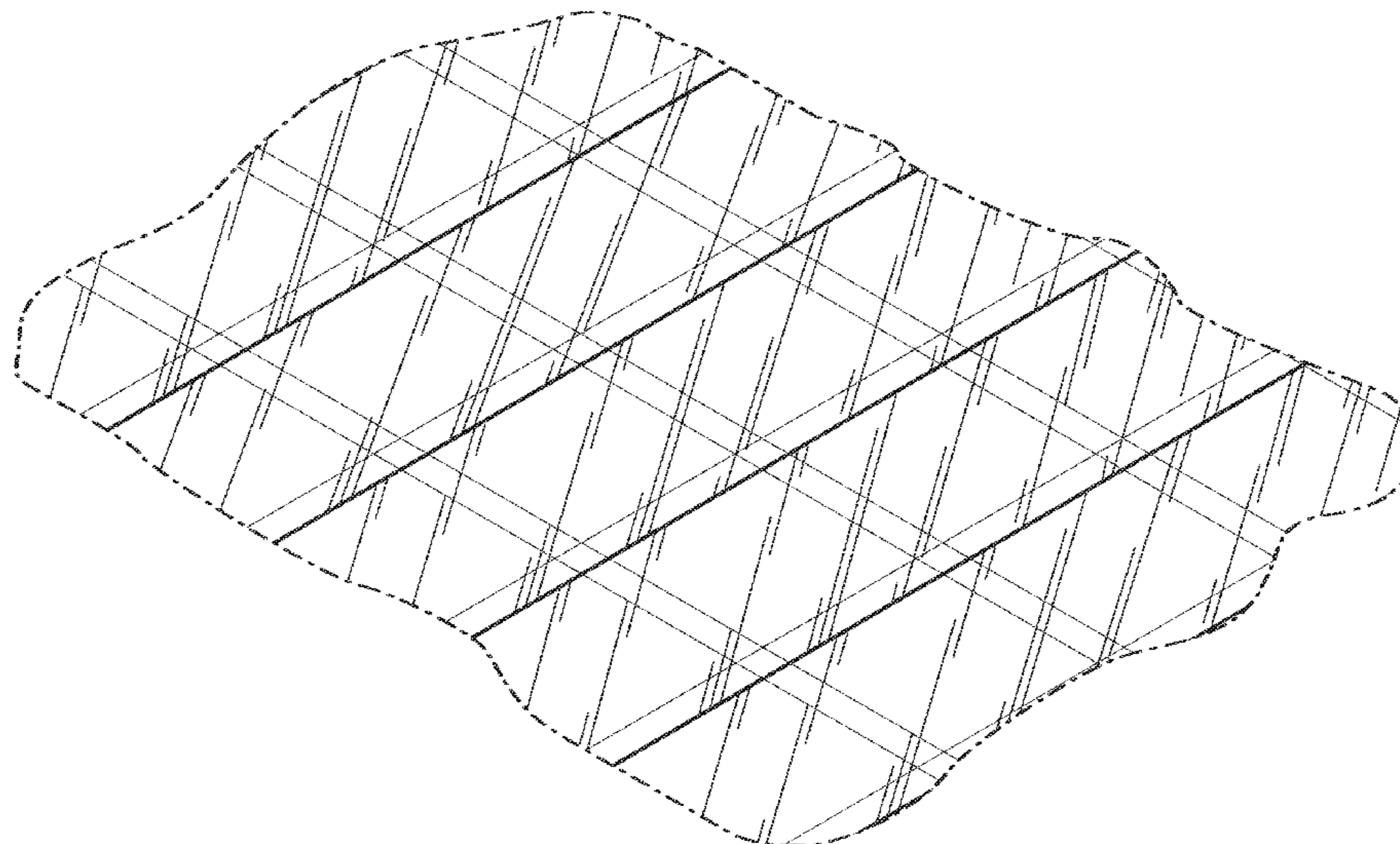
DESCRIPTION

FIGS. 1 and 2 are top and bottom plan views, respectively, of a film sheet for use in antiballistic articles which embodies our new and original design therefore, the side views thereof being unornamented; and,

FIGS. 3 and 4 are top and bottom perspective views thereof, respectively.

The broken lines in the drawing represent the bounds of the claimed design and form no part of the claimed design.

1 Claim, 4 Drawing Sheets



US D629,620 S

Page 2

U.S. PATENT DOCUMENTS

1,877,154 A * 9/1932 Weaver 273/241
D88,490 S * 11/1932 Singer D5/46
D90,914 S * 10/1933 Juestrich D5/46
D128,956 S * 8/1941 Cummings D5/46
D239,245 S * 3/1976 Fletcher D32/57
4,931,126 A 6/1990 McCarville et al.
D348,908 S * 7/1994 Seiler D21/336
D452,779 S * 1/2002 Jacobs D5/58
D478,218 S * 8/2003 Liang D5/58
D518,648 S * 4/2006 Broering et al. D5/58
D549,967 S * 9/2007 Wing D5/61
D552,698 S * 10/2007 Sizemore, Jr. D21/736
D555,407 S * 11/2007 Lan D6/583
7,546,715 B2 * 6/2009 Roen 52/506.05
7,547,112 B2 * 6/2009 Kim 362/148

D601,375 S * 10/2009 Venugopal D6/583
2004/0092183 A1 5/2004 Geva et al.
2008/0127531 A1 6/2008 Stanek et al.
2009/0311466 A1 12/2009 Marissen et al.

FOREIGN PATENT DOCUMENTS

WO WO 00/48821 8/2000
WO WO 2007/122009 11/2007

OTHER PUBLICATIONS

U.S. Appl. No. 29/338,884, filed Jun. 19, 2009.
U.S. Appl. No. 29/338,875, filed Jun. 19, 2009.
U.S. Appl. No. 29/338,892, filed Jun. 19, 2009.
U.S. Appl. No. 29/338,903, filed Jun. 19, 2009.

* cited by examiner

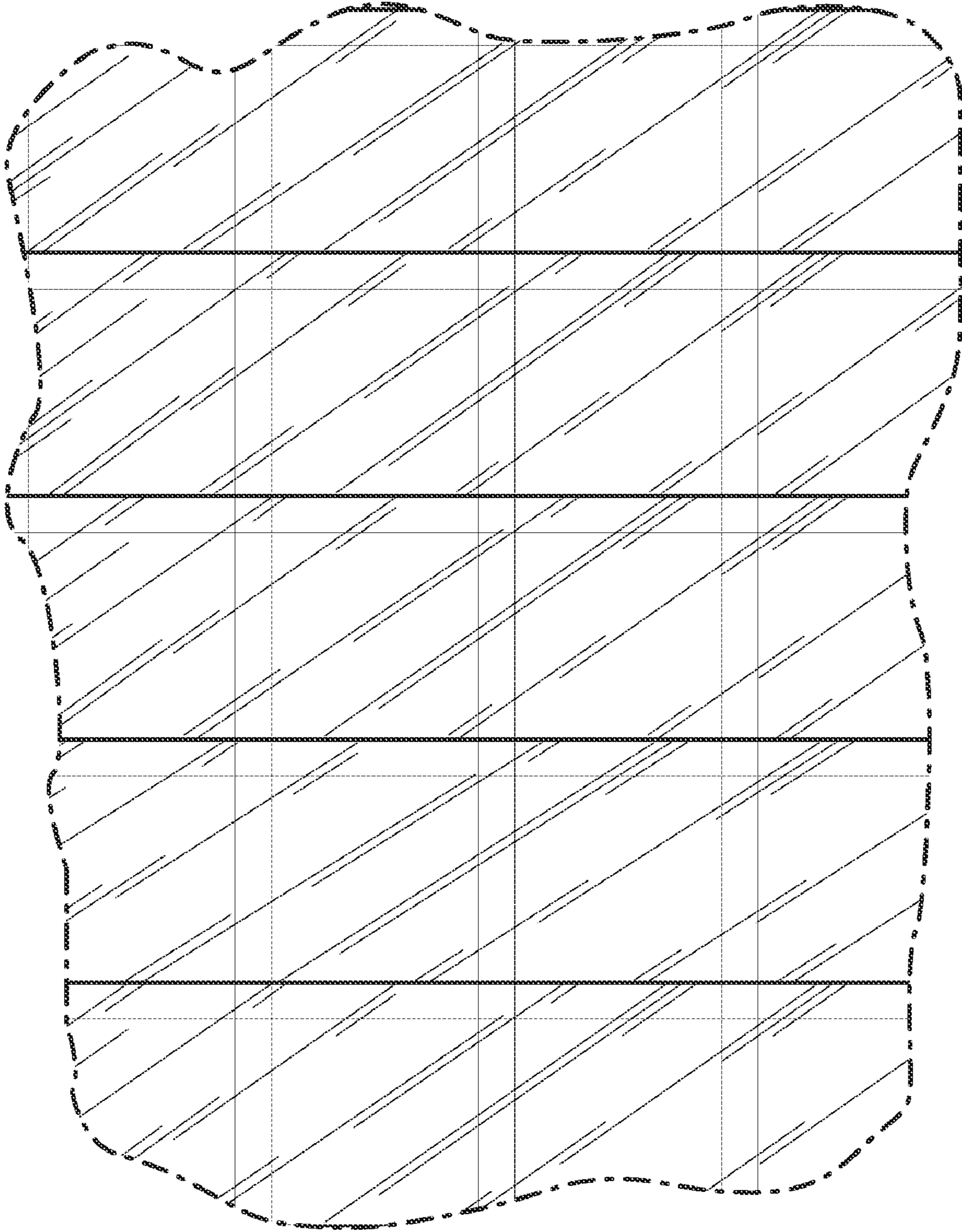


FIG. 1

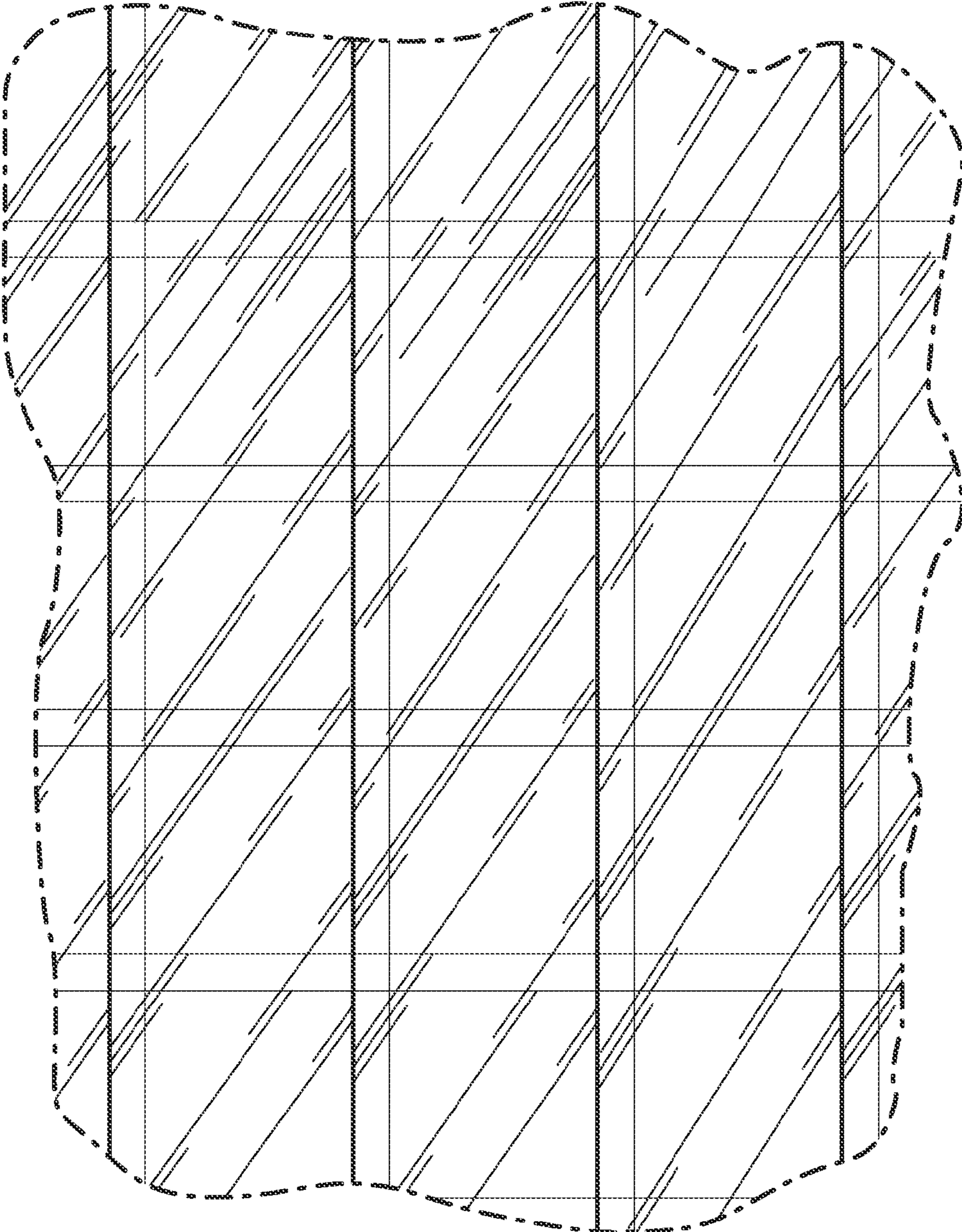


FIG. 2

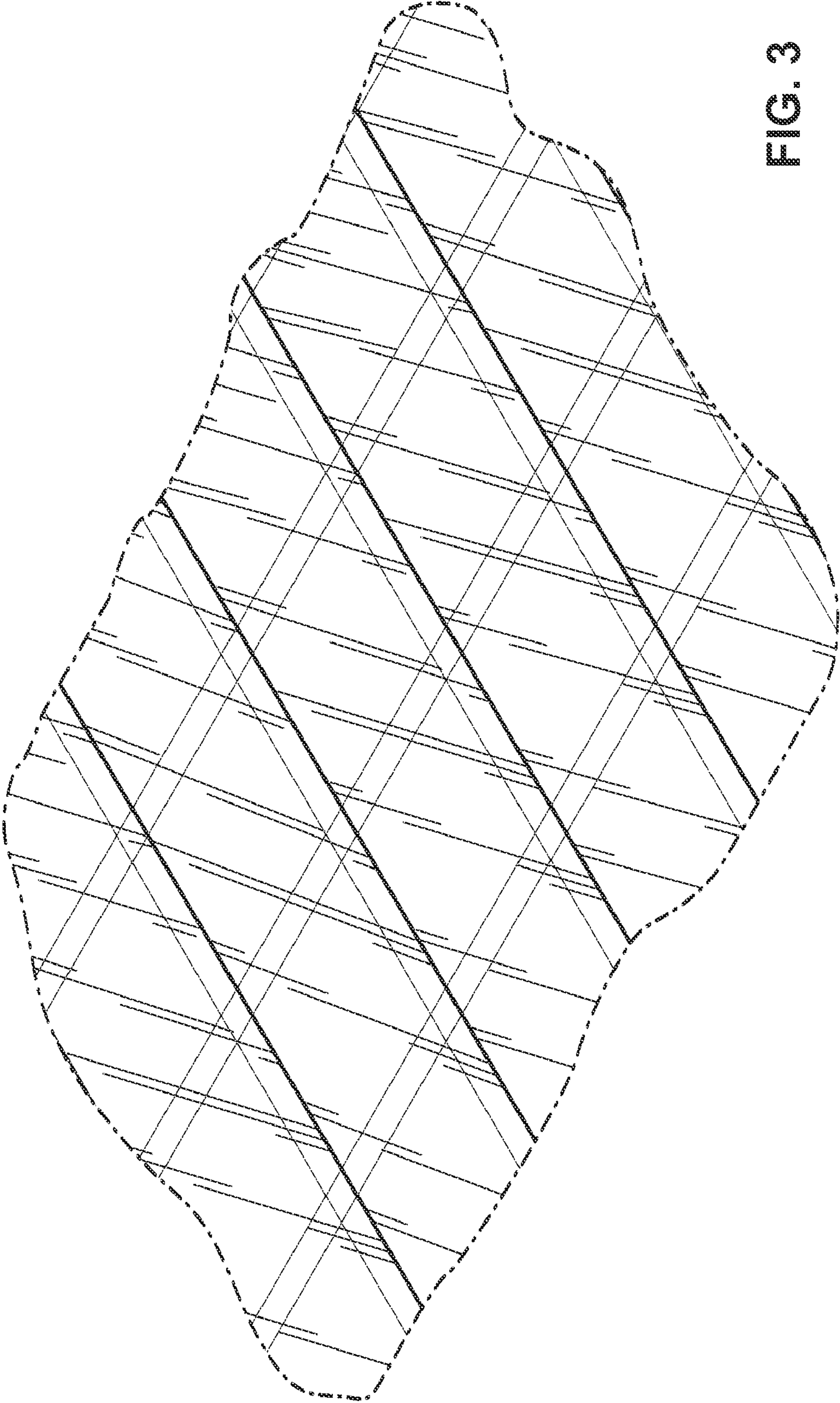


FIG. 3

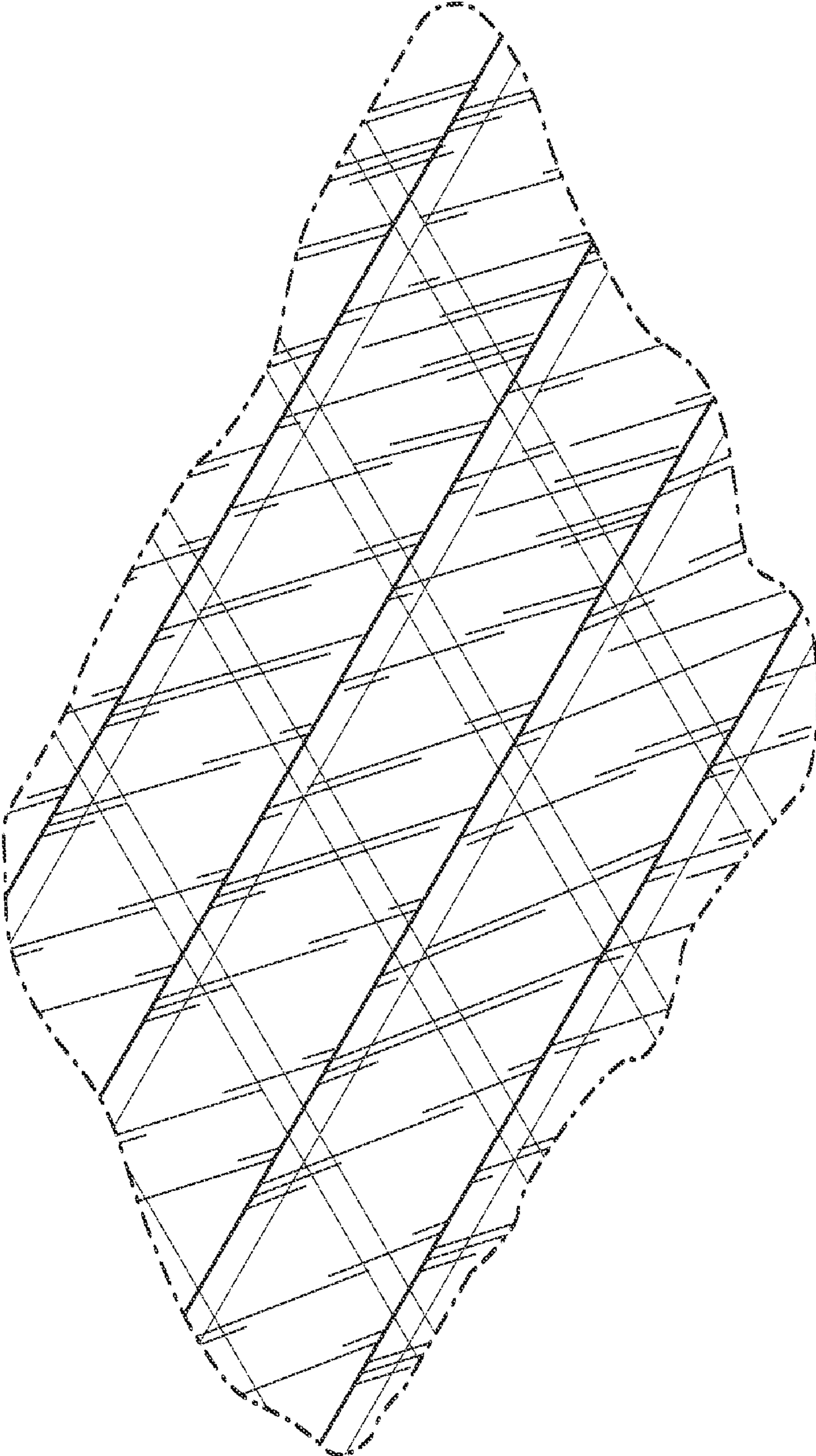


FIG. 4