



US00D629619S

(12) **United States Design Patent**  
**Steeman et al.**

(10) **Patent No.:** **US D629,619 S**

(45) **Date of Patent:** **\*\* \*Dec. 28, 2010**

(54) **FILM SHEET FOR USE IN ANTIBALLISTIC ARTICLES**

(75) Inventors: **Reinard Steeman**, Elsloo (NL); **Marcel Jongedijk**, Sittard (NL)

(73) Assignee: **DSM IP Assets B.V.**, Heerlen (NL)

(\*\*) Term: **14 Years**

(21) Appl. No.: **29/338,880**

(22) Filed: **Jun. 19, 2009**

(51) **LOC (9) Cl.** ..... **05-06**

(52) **U.S. Cl.** ..... **D5/58; D5/46**

(58) **Field of Classification Search** ..... D5/1,  
D5/2, 3, 5, 7, 8, 11, 13, 14, 15, 16, 19, 20,  
D5/23, 24, 25, 26, 27, 28, 30, 32, 35, 36,  
D5/37, 39, 43, 45, 46, 47, 49, 50, 52, 53,  
D5/54-58, 59-61, 62-66, 99; D2/749, 994;  
D6/582, 583, 595, 596, 597, 598, 603, 604,  
D6/605, 606, 608, 613, 616, 617, 619, 622;  
428/17, 18, 151, 154, 156, 171, 187, 198,  
428/199, 540, 542.2, 542.6, 904.4, 919; D24/124,  
D24/125, 126; D25/142, 152; 5/413 A, 709 M;  
162/109, 134, 140, 231; D32/57; 52/506.05;  
362/148

See application file for complete search history.

(56) **References Cited**

**U.S. PATENT DOCUMENTS**

D61,587 S \* 10/1922 Lord ..... D5/46  
1,877,154 A \* 9/1932 Reed ..... 273/241  
D88,490 S \* 11/1932 Singer ..... D5/46  
D90,914 S \* 10/1933 Juestrich ..... D5/46  
D128,956 S \* 8/1941 Cummings ..... D5/46  
D239,245 S \* 3/1976 Fletcher ..... D32/57  
4,931,126 A 6/1990 McCarville et al.

D348,908 S \* 7/1994 Seiler ..... D21/336  
D452,779 S \* 1/2002 Jacobs ..... D5/58  
D478,218 S \* 8/2003 Liang ..... D5/58  
D518,648 S \* 4/2006 Broering et al. .... D5/58  
D549,967 S \* 9/2007 Wing ..... D5/61  
D552,689 S \* 10/2007 Hauls, Jr. .... D21/335

(Continued)

**FOREIGN PATENT DOCUMENTS**

EP 1 627 719 2/2006

(Continued)

**OTHER PUBLICATIONS**

U.S. Appl. No. 29/338,892, filed Jun. 19, 2009.

(Continued)

*Primary Examiner*—Robert M Spear  
*Assistant Examiner*—Barbara B Lohr  
(74) *Attorney, Agent, or Firm*—Nixon & Vanderhye P.C.

(57) **CLAIM**

The ornamental design for a “film sheet for use in antiballistic articles,” as shown and described.

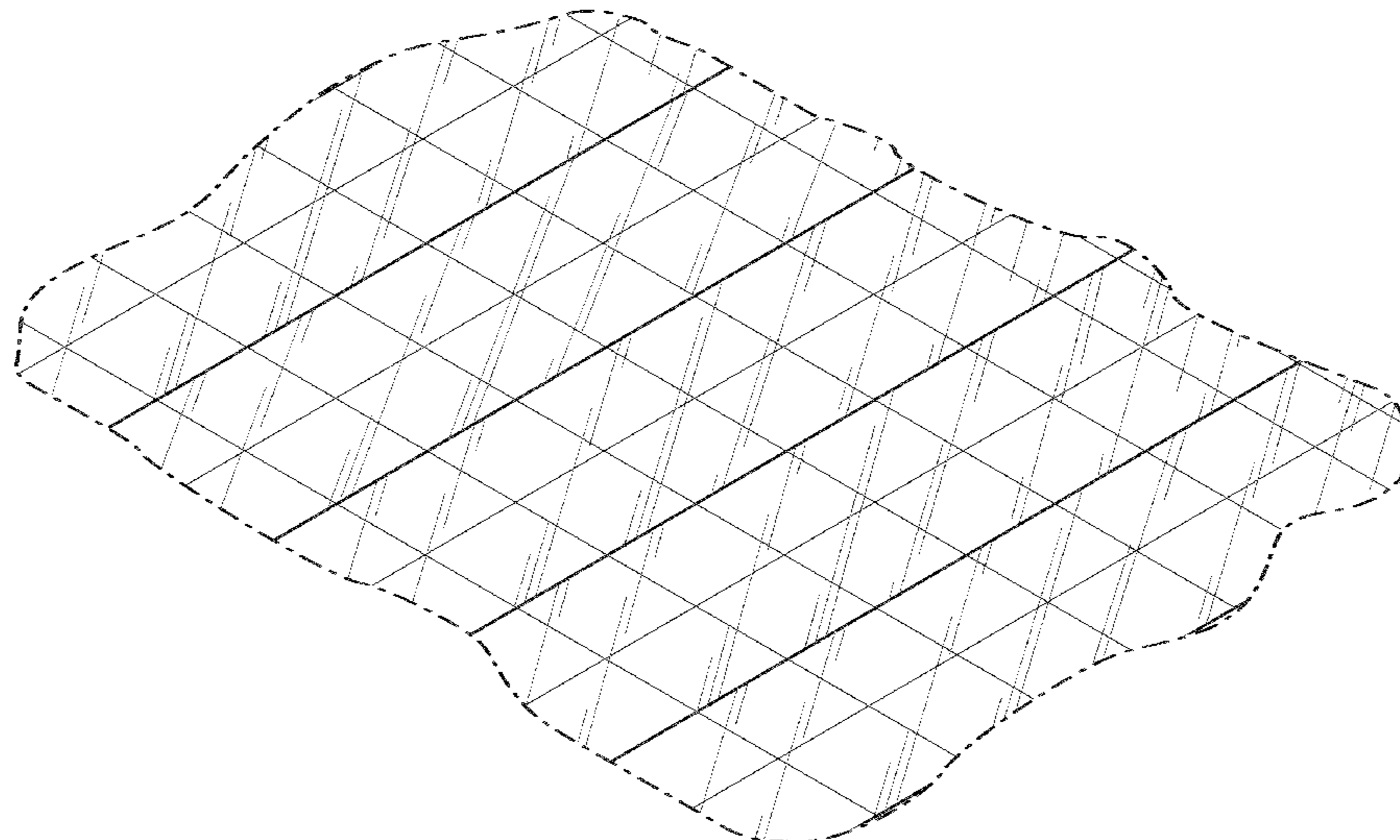
**DESCRIPTION**

FIGS. 1 and 2 are top and bottom plan views, respectively, of a film sheet for use in antiballistic articles which embodies our new and original design therefor, the side views thereof being unornamented; and,

FIGS. 3 and 4 are top and bottom perspective views thereof, respectively.

The broken lines in the drawing represent the bounds of the claimed design and form no part of the claimed design.

**1 Claim, 4 Drawing Sheets**



# US D629,619 S

Page 2

---

## U.S. PATENT DOCUMENTS

D555,407 S \* 11/2007 Lan ..... D6/583  
7,546,715 B2 \* 6/2009 Roen ..... 52/506.05  
7,547,112 B2 \* 6/2009 Kim ..... 362/148  
D601,375 S \* 10/2009 Venugopal ..... D6/583  
2004/0092183 A1 5/2004 Geva et al.  
2008/0127531 A1 6/2008 Stanek et al.  
2009/0311466 A1 12/2009 Marissen et al.

## FOREIGN PATENT DOCUMENTS

WO WO 00/48821 8/2000

WO WO 2007/122009 11/2007

## OTHER PUBLICATIONS

U.S. Appl. No. 29/338,884, filed Jun. 19, 2009.  
U.S. Appl. No. 29/338,886, filed Jun. 19, 2009.  
U.S. Appl. No. 29/338,875, filed Jun. 19, 2009.  
U.S. Appl. No. 29/338,903, filed Jun. 19, 2009.

\* cited by examiner




FIG. 1



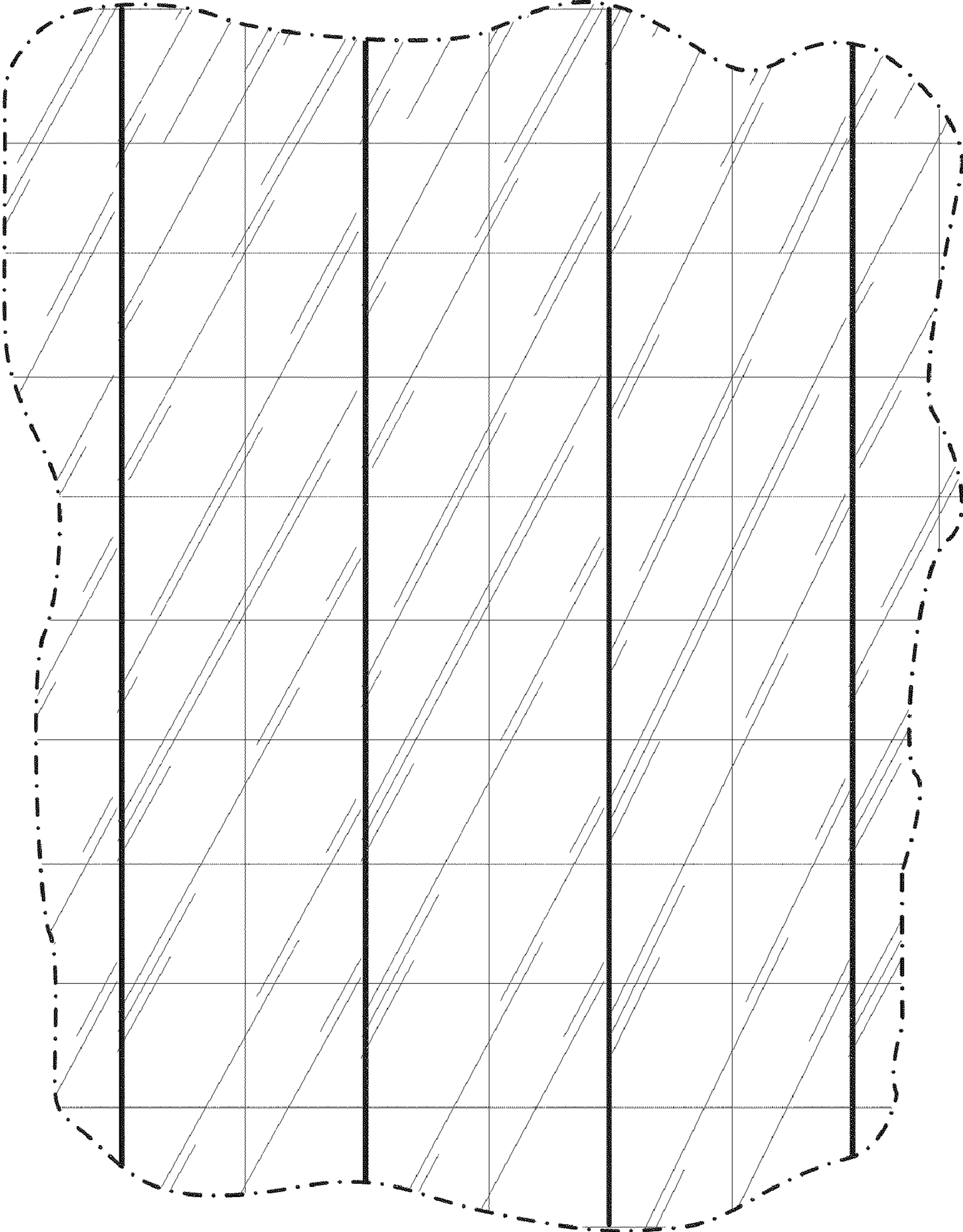


FIG. 2

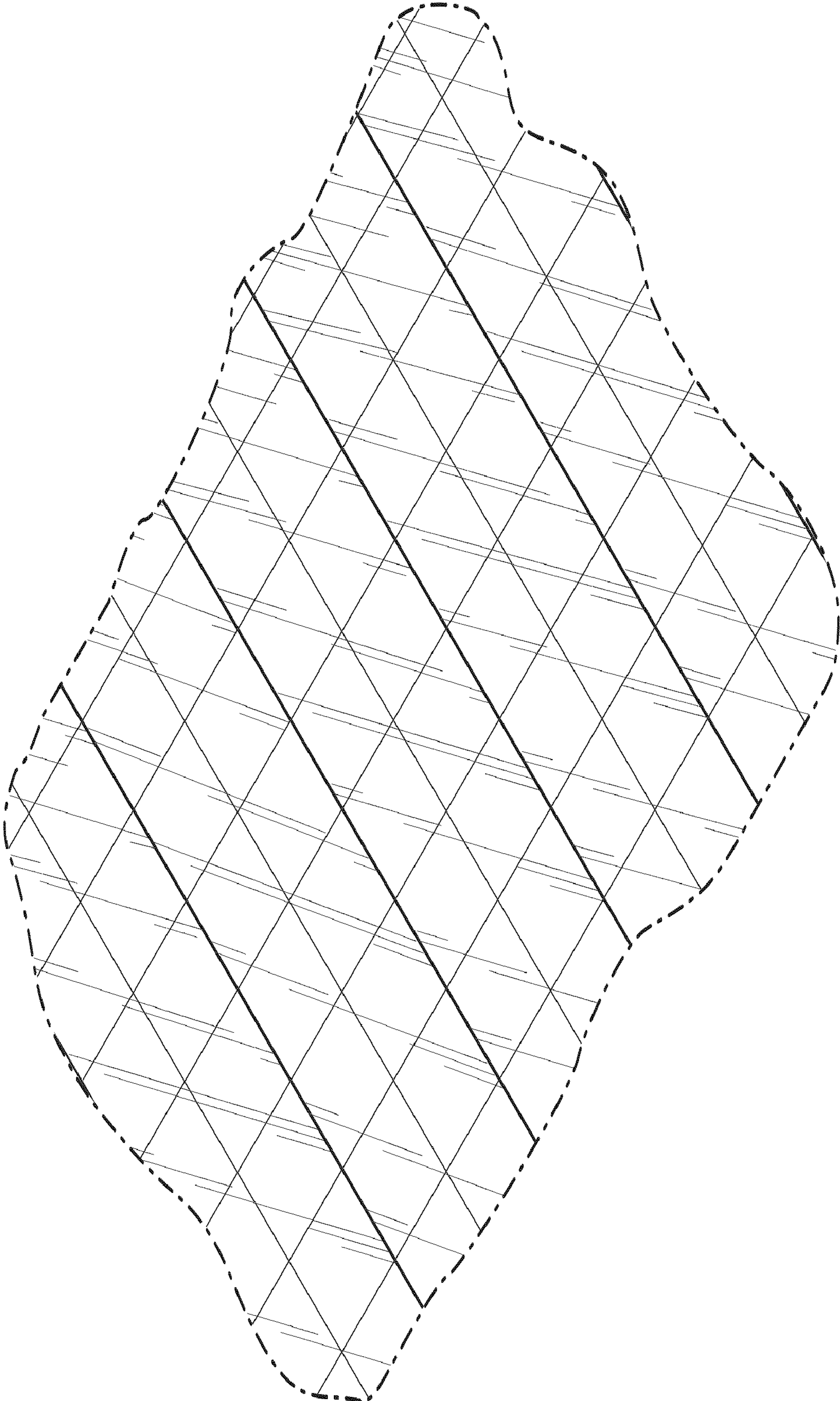


FIG. 3

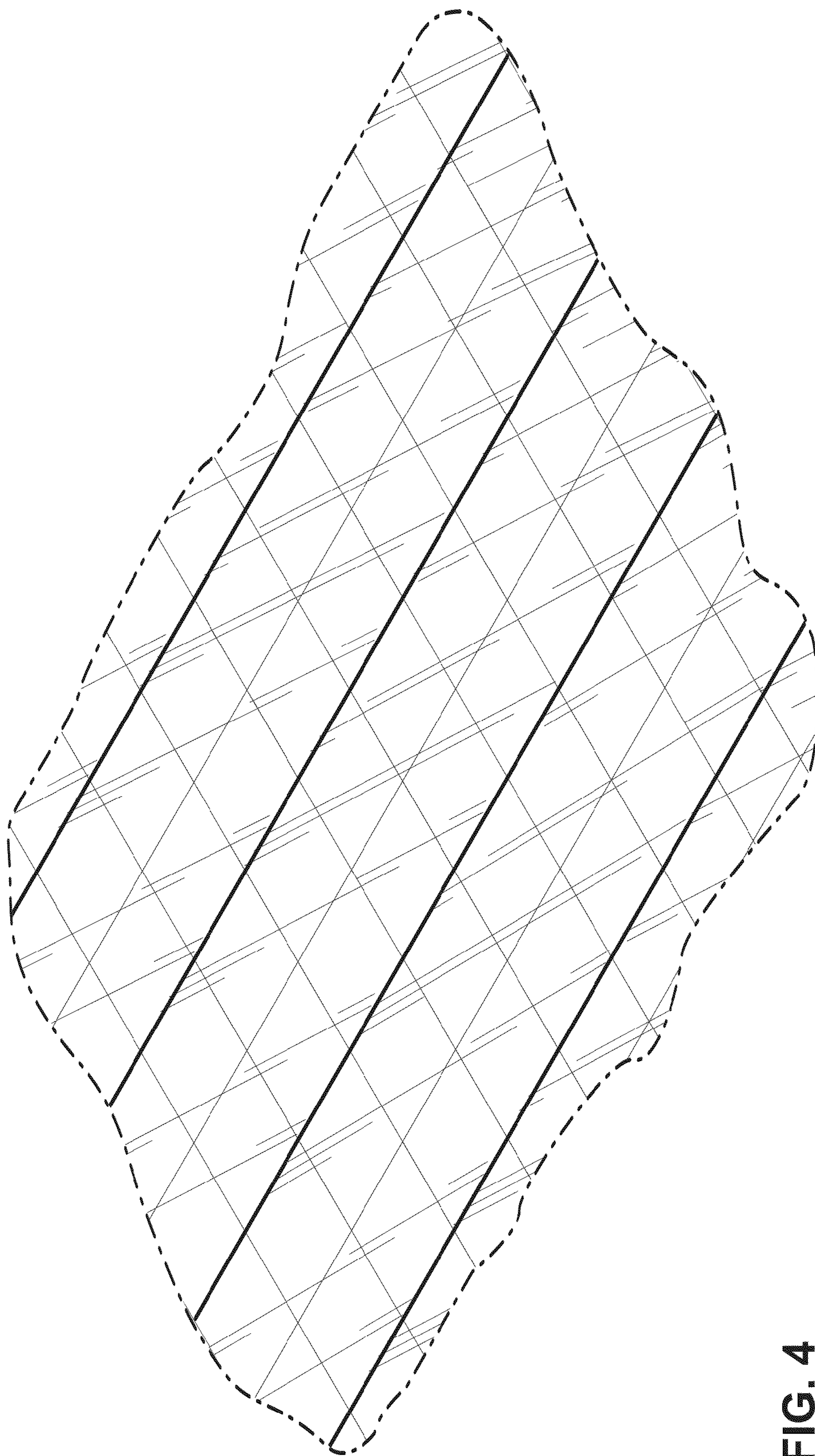


FIG. 4