



US00D629609S

(12) **United States Design Patent**
Hancock et al.

(10) **Patent No.:** **US D629,609 S**
(45) **Date of Patent:** **** Dec. 28, 2010**

(54) **COMBINATION PURSE AND SEAT CUSHION**

D615,793 S * 5/2010 Hain D6/601
2005/0051403 A1 3/2005 Hankins et al.

(75) Inventors: **Anthony Hancock**, Powell River (CA);
Miwa Marshall, Powell River (CA)

* cited by examiner

(73) Assignee: **Rob Boyce**, Vancouver (CA)

Primary Examiner—Holly H Baynham

(**) Term: **14 Years**

(74) *Attorney, Agent, or Firm*—Oyen Wiggs Green & Mutala
LLP

(21) Appl. No.: **29/352,275**

(57) **CLAIM**

(22) Filed: **Dec. 18, 2009**

The ornamental design for a combination purse and seat cushion, as shown and described.

(51) **LOC (9) Cl.** **03-01**

(52) **U.S. Cl.** **D3/303**

(58) **Field of Classification Search** D3/232–233,
D3/240–246, 318, 324, 303; D6/500, 601,
D6/595–596; 5/653, 420–421

DESCRIPTION

See application file for complete search history.

FIG. 1 is perspective view of a first embodiment of the combination purse and seat cushion in accordance with the design in its closed position;

(56) **References Cited**

FIG. 2 is a top view thereof;

U.S. PATENT DOCUMENTS

FIG. 3 is side view thereof;

4,597,605 A	7/1986	Gilbert	
D293,868 S *	1/1988	Paletta et al.	D6/596
4,843,662 A *	7/1989	Handelman	5/653
D306,543 S *	3/1990	Pestuglicci et al.	D6/601
D332,546 S *	1/1993	Waltner	D6/601
D343,088 S *	1/1994	Owens	D6/601
D366,800 S *	2/1996	Moore, Jr.	D6/601
D389,358 S *	1/1998	Coleman	D6/601
D419,292 S *	1/2000	Barre	D3/233
D474,934 S *	5/2003	Ildstad et al.	D6/601
D560,911 S *	2/2008	Hackbart et al.	D3/273

FIG. 4 is an end view thereof;

FIG. 5 is a bottom view thereof;

FIG. 6 is a bottom view thereof in its open position;

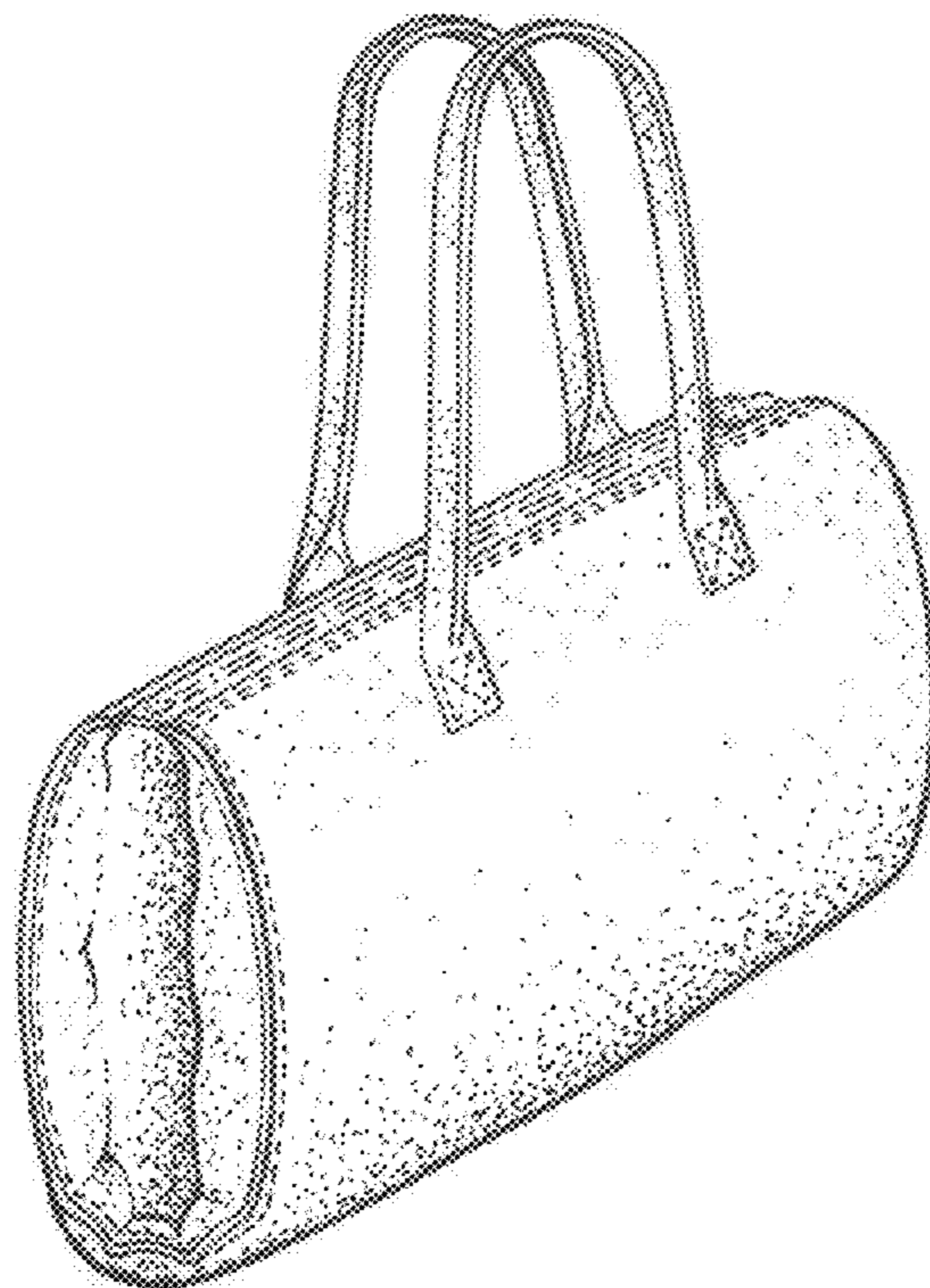
FIG. 7 is an end view thereof in the open position;

FIG. 8 is a top view thereof in the open position; and,

FIG. 9 is a side view thereof in the open position.

The broken lines showing stitching and a zipper are for illustrative purposes only and form no part of the claimed design.

1 Claim, 4 Drawing Sheets



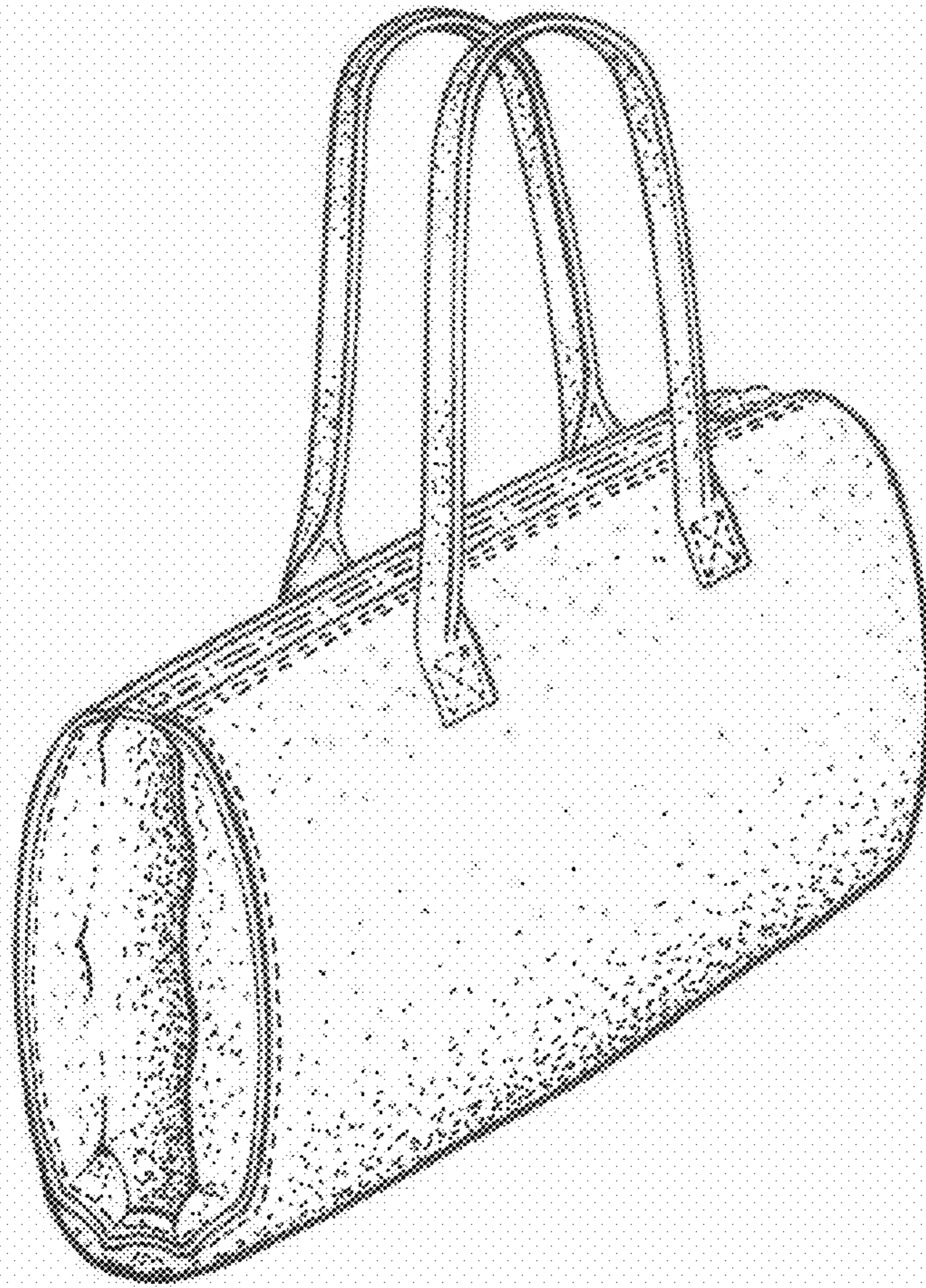


FIG. 1




FIG. 2

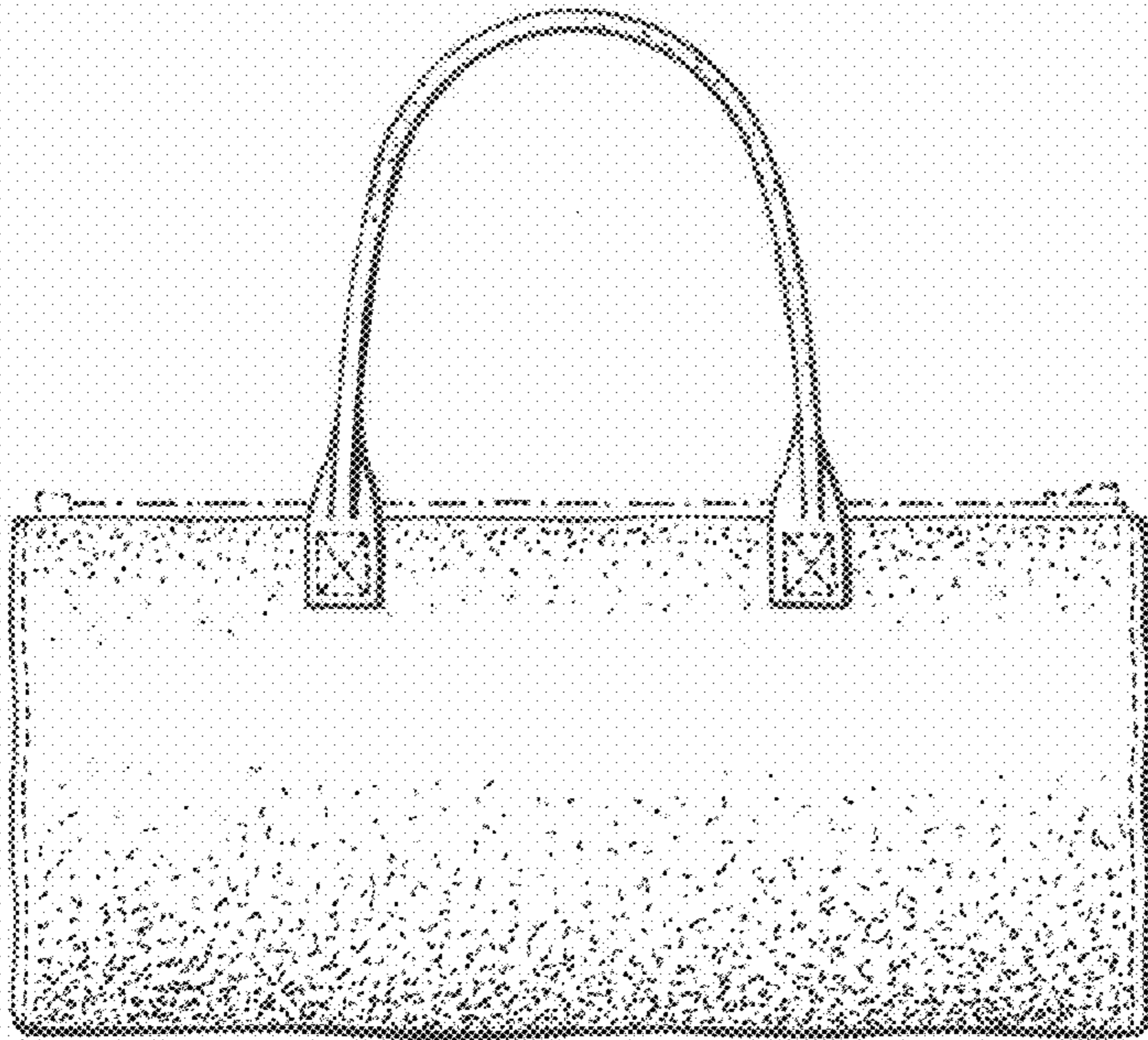


FIG. 3

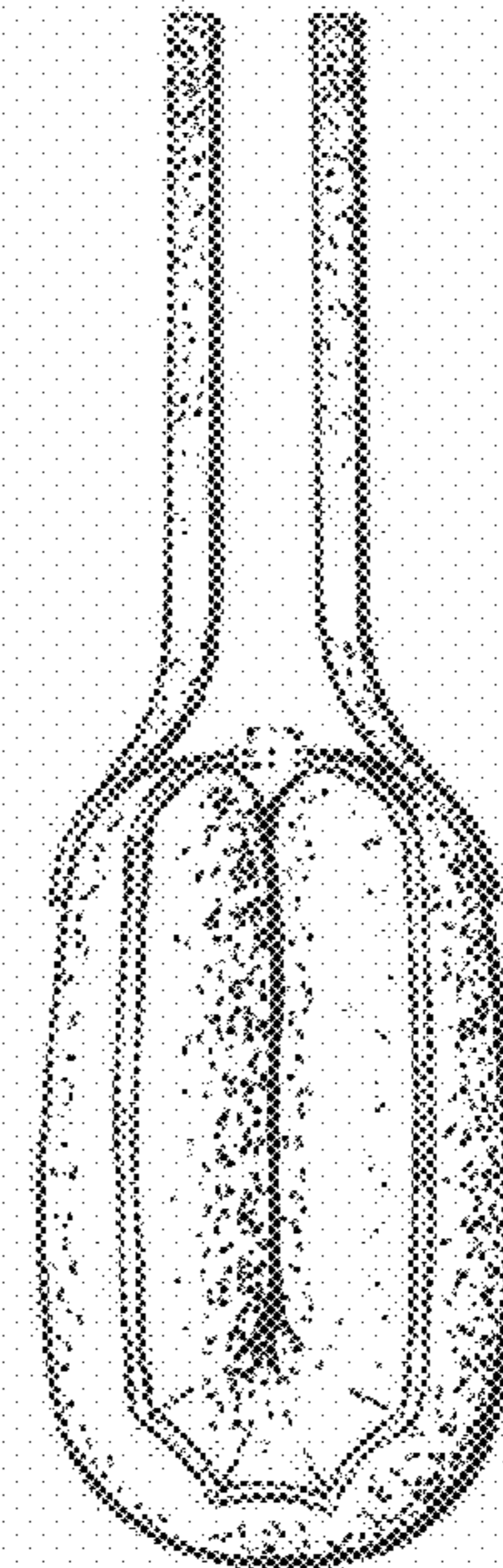


FIG. 4



FIG. 5




FIG. 6




FIG. 7

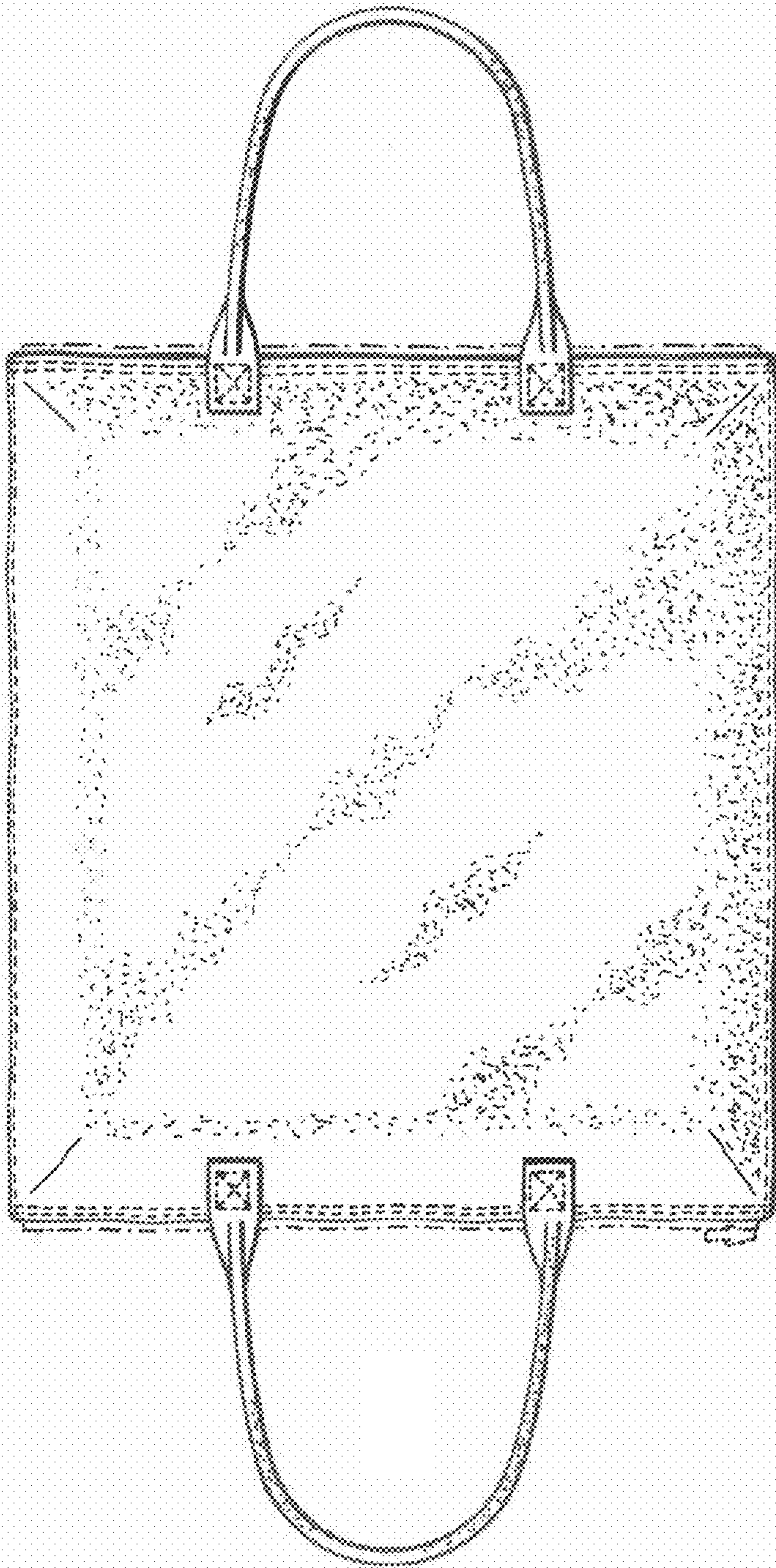


FIG. 8



FIG. 9