



US00D629608S

(12) **United States Design Patent**
Hong

(10) **Patent No.:** **US D629,608 S**

(45) **Date of Patent:** **** Dec. 28, 2010**

(54) **JEWELRY CASE**

(76) Inventor: **Jongchul Hong**, 275 Wembley Cir.,
Atlanta, GA (US) 30328

(**) Term: **14 Years**

(21) Appl. No.: **29/316,567**

(22) Filed: **Oct. 8, 2009**

(51) **LOC (9) Cl.** **03-01**

(52) **U.S. Cl.** **D3/294**

(58) **Field of Classification Search** D3/216,
D3/269, 270, 271, 271.1, 294, 295, 274;
D9/600, 617; D6/559; 206/493; 43/57.1
See application file for complete search history.

(56) **References Cited**

U.S. PATENT DOCUMENTS

D259,154	S	*	5/1981	White et al.	D3/295
D297,195	S	*	8/1988	Warwicker	D6/559
D347,729	S	*	6/1994	Bible, Jr.	D3/274
5,555,671	A	*	9/1996	Voight et al.	43/57.1
D444,947	S	*	7/2001	Nelson	D3/294
6,685,023	B2	*	2/2004	Bleggi et al.	206/493
D500,224	S	*	12/2004	Drehs	D6/559
D539,539	S	*	4/2007	Braden	D14/203.7

* cited by examiner

Primary Examiner—Ian Simmons
Assistant Examiner—Charles D Hanson
(74) *Attorney, Agent, or Firm*—Harry I Leon

(57) **CLAIM**

The ornamental design for the jewelry case, as shown and described.

DESCRIPTION

FIG. 1 is a top perspective view of the jewelry case in the open position according to the present invention, pieces of jewelry mounted within the case being shown in dashed lines for illustrative purposes only and not forming part of the claimed design;

FIG. 2 is a top plan view of the jewelry case in the closed position;

FIG. 3 is a front elevational view of the jewelry case in the closed position;

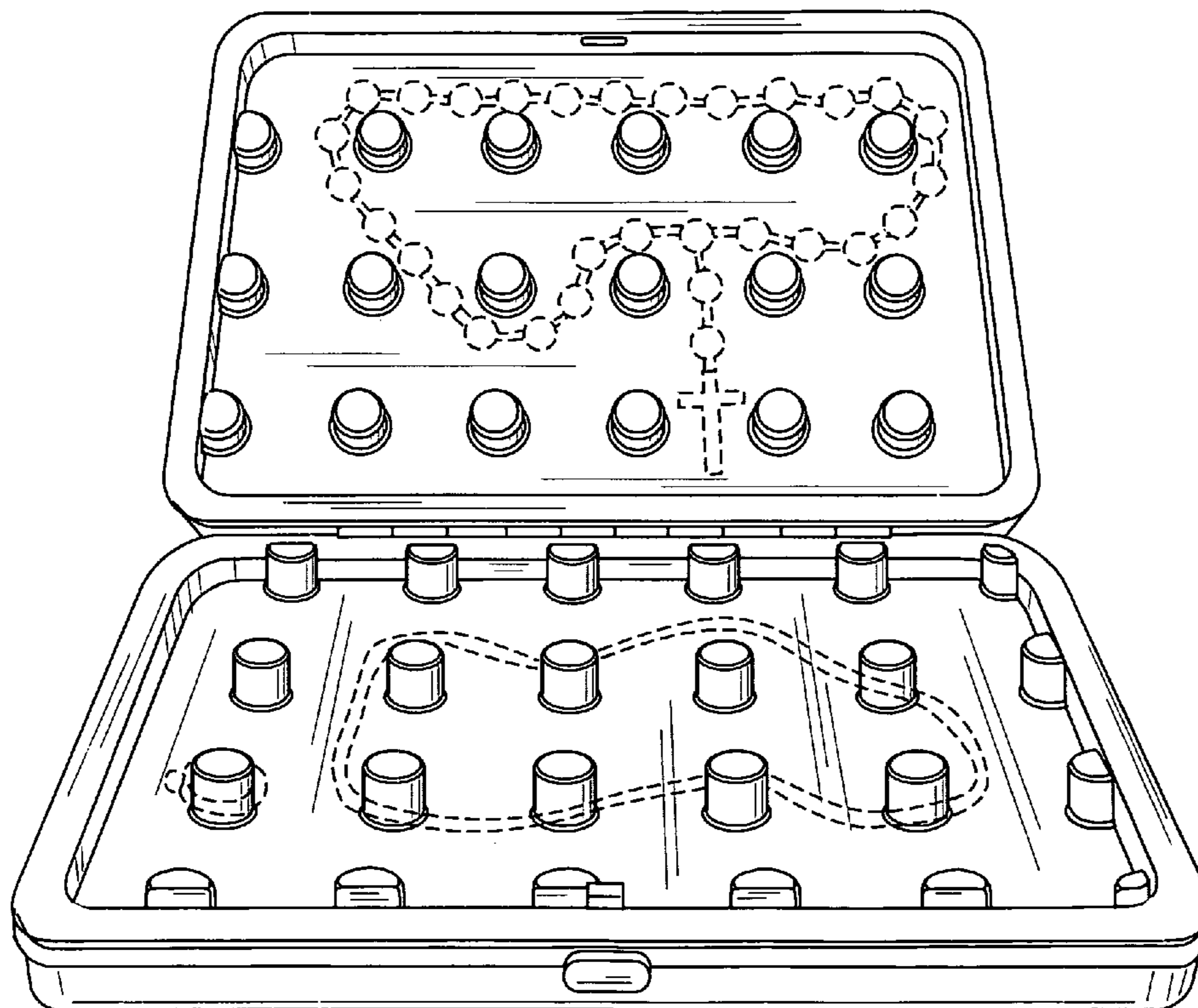
FIG. 4 is a rear elevational view of the jewelry case in the closed position;

FIG. 5 is a left side elevational view of the jewelry case shown in an open position;

FIG. 6 is a right side elevational view of the jewelry case shown in an open position; and,

FIG. 7 is a cross-sectional view taken on line 7—7 of FIG. 2.

1 Claim, 3 Drawing Sheets



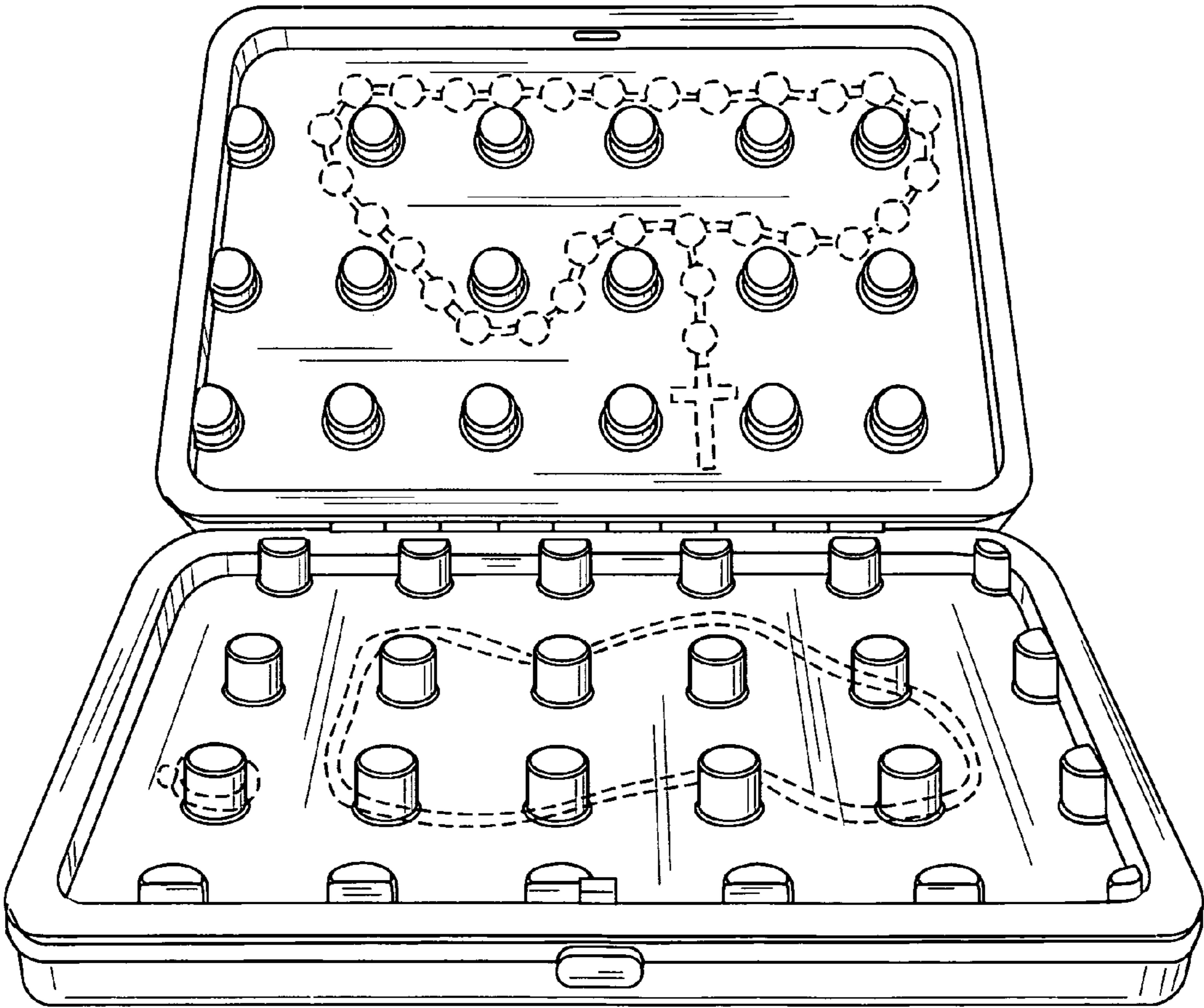


Fig. 1




Fig. 2

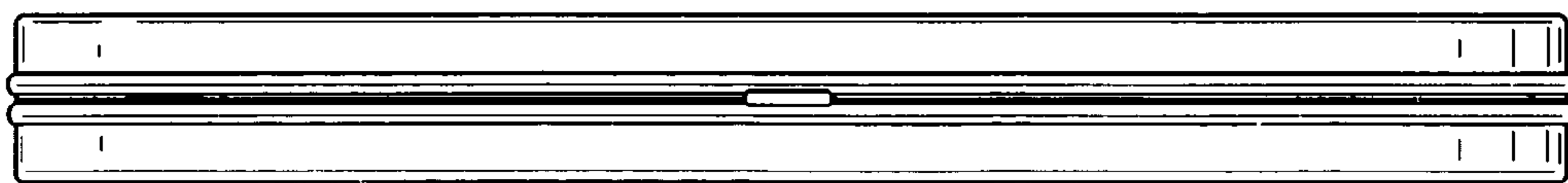


Fig. 3




Fig. 4

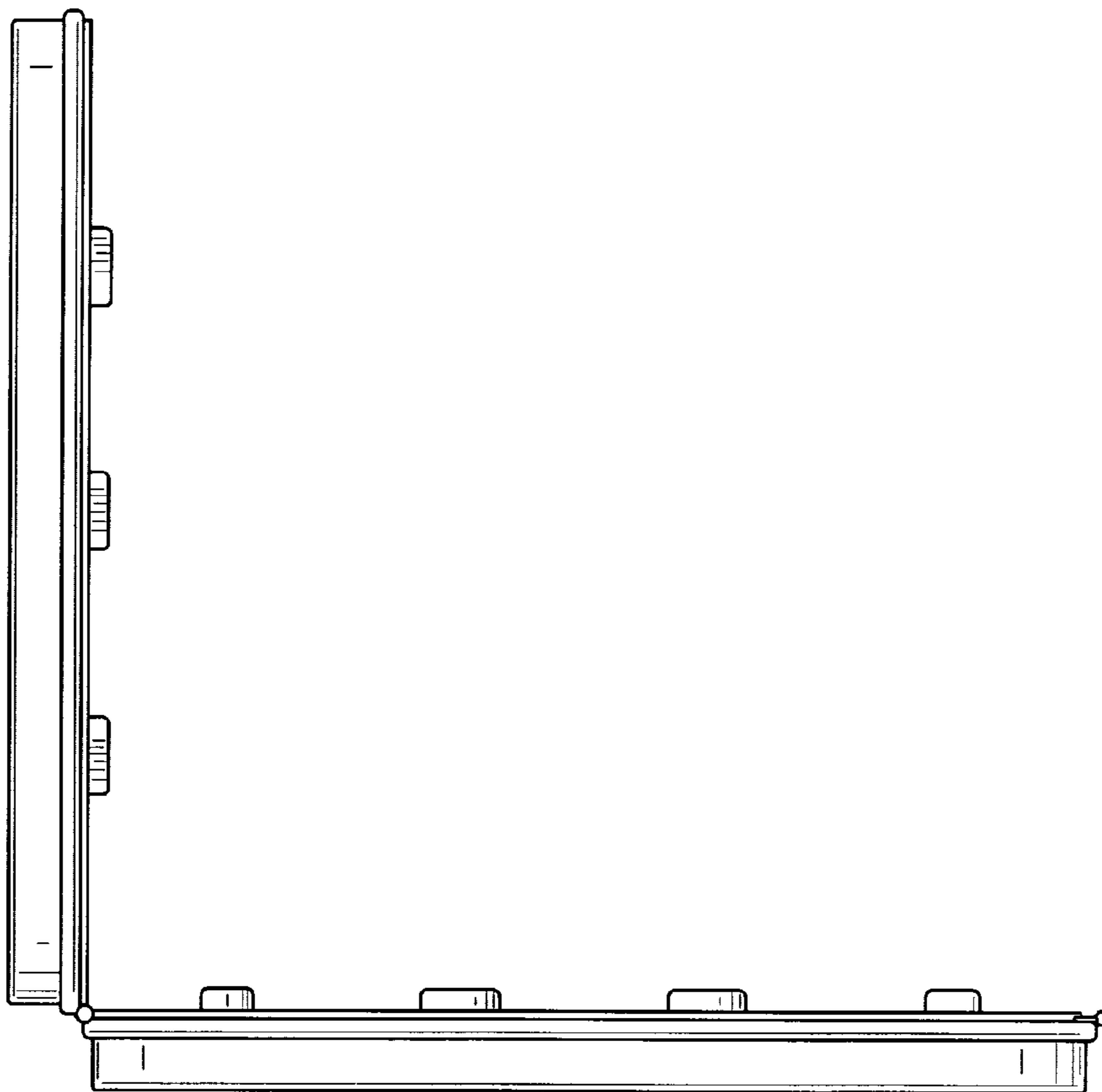


Fig. 5

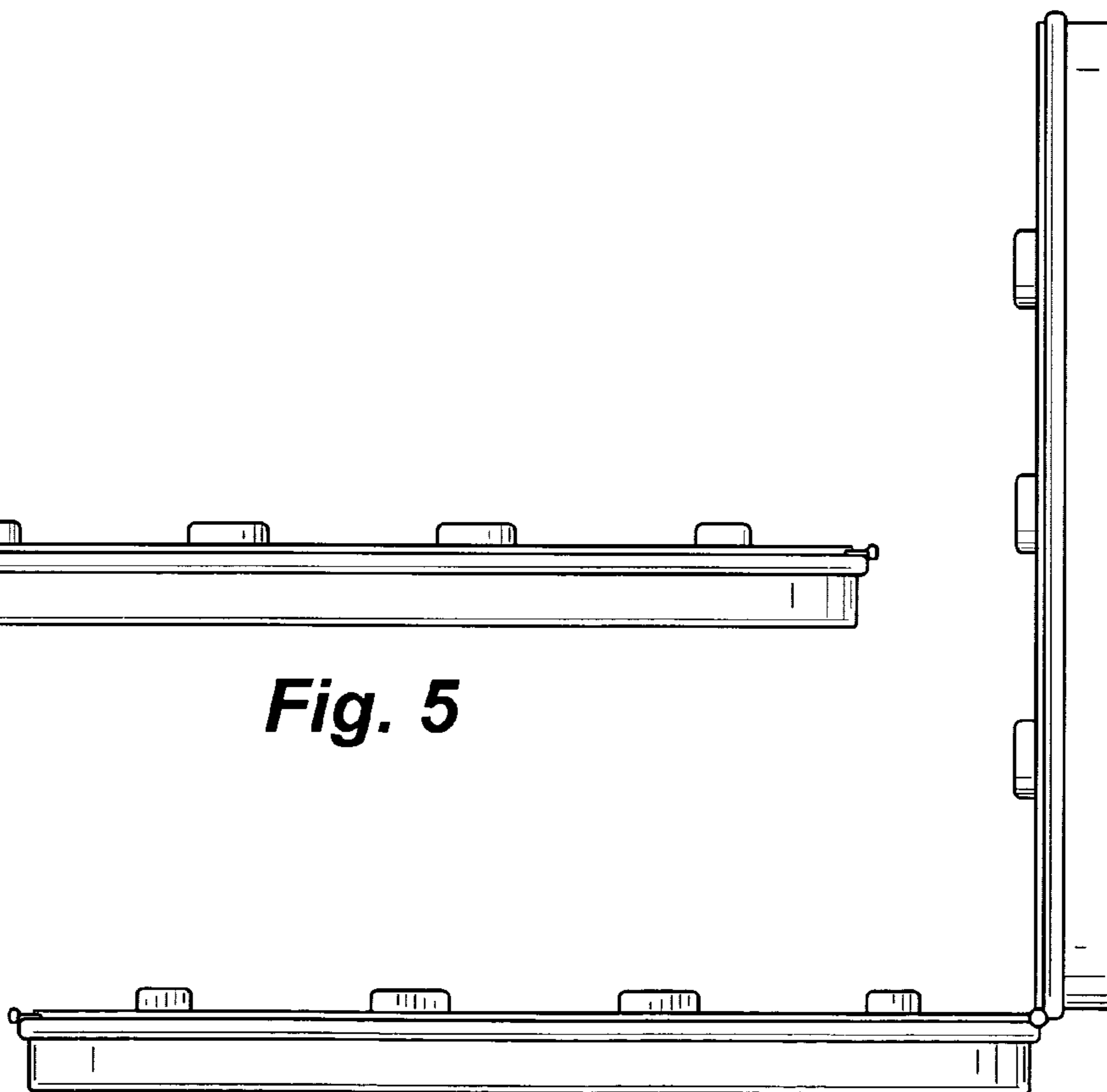


Fig. 6

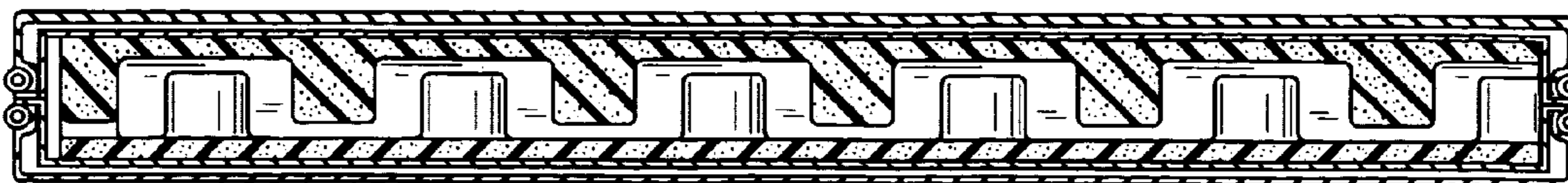


Fig. 7