



US00D629605S

(12) **United States Design Patent**  
**Traiger**

(10) **Patent No.:** **US D629,605 S**

(45) **Date of Patent:** **\*\* Dec. 28, 2010**

(54) **CINCH BAG**

(76) **Inventor:** **Alan L. Traiger**, 3 Nottingham Rd.,  
Livingston, NJ (US) 07039

(\*\*) **Term:** **14 Years**

(21) **Appl. No.:** **29/345,805**

(22) **Filed:** **Oct. 22, 2009**

(51) **LOC (9) Cl.** ..... **03-01**

(52) **U.S. Cl.** ..... **D3/234**

(58) **Field of Classification Search** ..... D3/232–234,  
D3/238, 240–246, 318, 324; 150/100, 103–110,  
150/113–114, 118–119

See application file for complete search history.

(56) **References Cited**

**U.S. PATENT DOCUMENTS**

D231,590 S	5/1974	McKinney	
D289,226 S	4/1987	Zisholtz	
D335,956 S *	6/1993	Lucas	..... D3/238
D339,915 S *	10/1993	Lucas	..... D3/271.9
D362,960 S *	10/1995	Stein	..... D3/226
D365,443 S	12/1995	Wu	
D394,348 S	5/1998	Aliff	
D406,461 S	3/1999	Aliff	
5,988,879 A *	11/1999	Bredderman et al.	..... 383/13
D448,927 S	10/2001	Vazquez	
D468,906 S	1/2003	Rugg	
D469,608 S	2/2003	Nevins	
D471,708 S	3/2003	Rugg	
D534,347 S	1/2007	Prentice	

D539,034 S	3/2007	Friedman	
D547,948 S	8/2007	Friedman	
D555,431 S *	11/2007	Gostt et al.	..... D7/607
D555,981 S *	11/2007	Gostt et al.	..... D7/607
D571,101 S *	6/2008	Linsenman	..... D3/238

\* cited by examiner

*Primary Examiner*—Holly H Baynham

(74) *Attorney, Agent, or Firm*—Weitzman Law Offices, LLC

(57) **CLAIM**

The ornamental design for a cinch bag, as shown and described.

**DESCRIPTION**

FIG. 1 is a front perspective view of a first embodiment of the new ornamental cinch bag shown in an unopened configuration;

FIG. 2 is a front view of the first embodiment thereof;

FIG. 3 is a rear view of the first embodiment thereof;

FIG. 4 is a right side view of the first embodiment thereof;

FIG. 5 is a left side view of the first embodiment thereof;

FIG. 6 is a bottom view of the first embodiment thereof;

FIG. 7 is a top view of the first embodiment thereof; and,

FIG. 8 is a front perspective view of the first embodiment thereof shown in an opened configuration.

The broken lines shown on the drawings are include for the purpose of illustration and form no part of the claimed design.

**1 Claim, 6 Drawing Sheets**

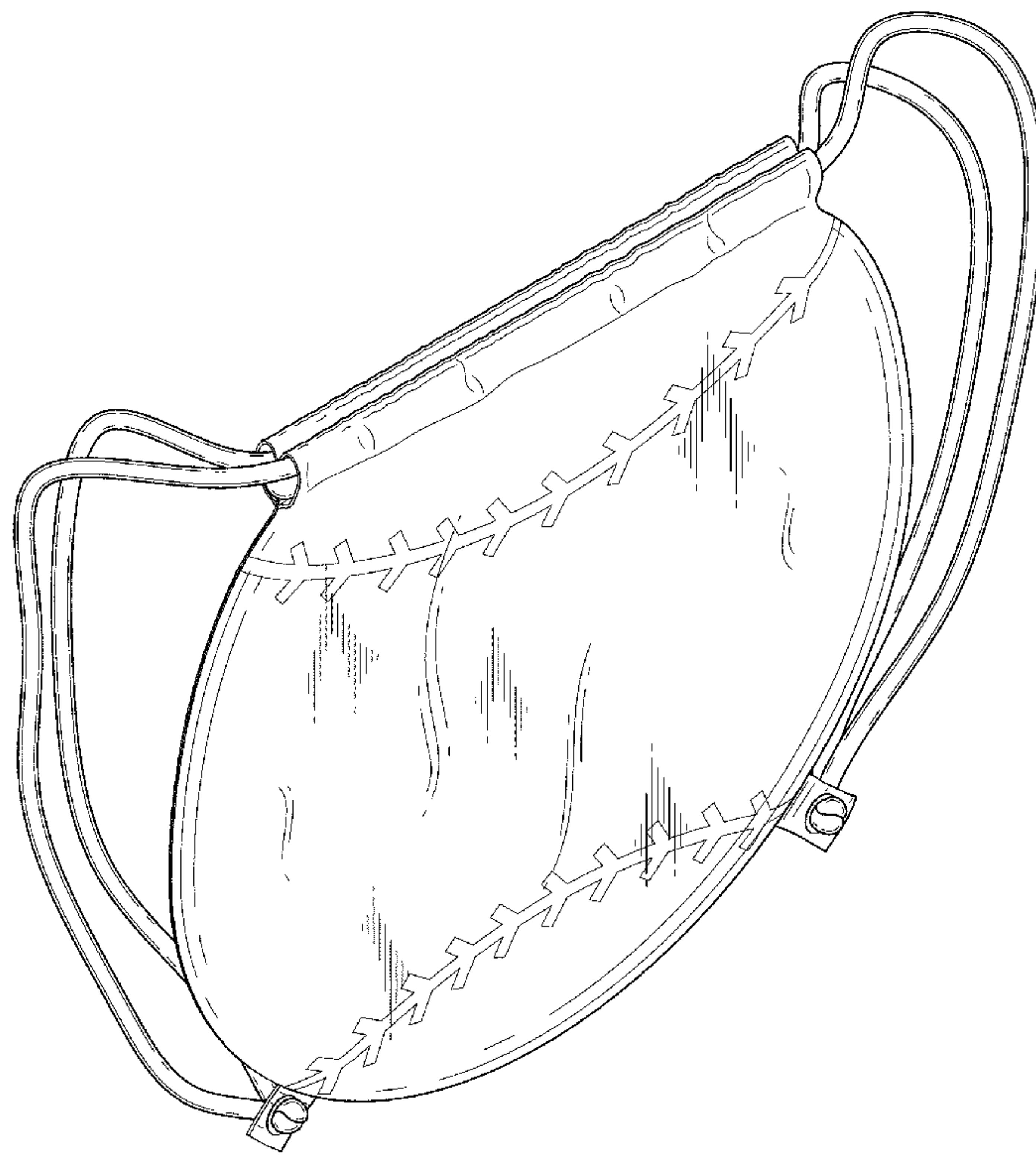


FIG. 1

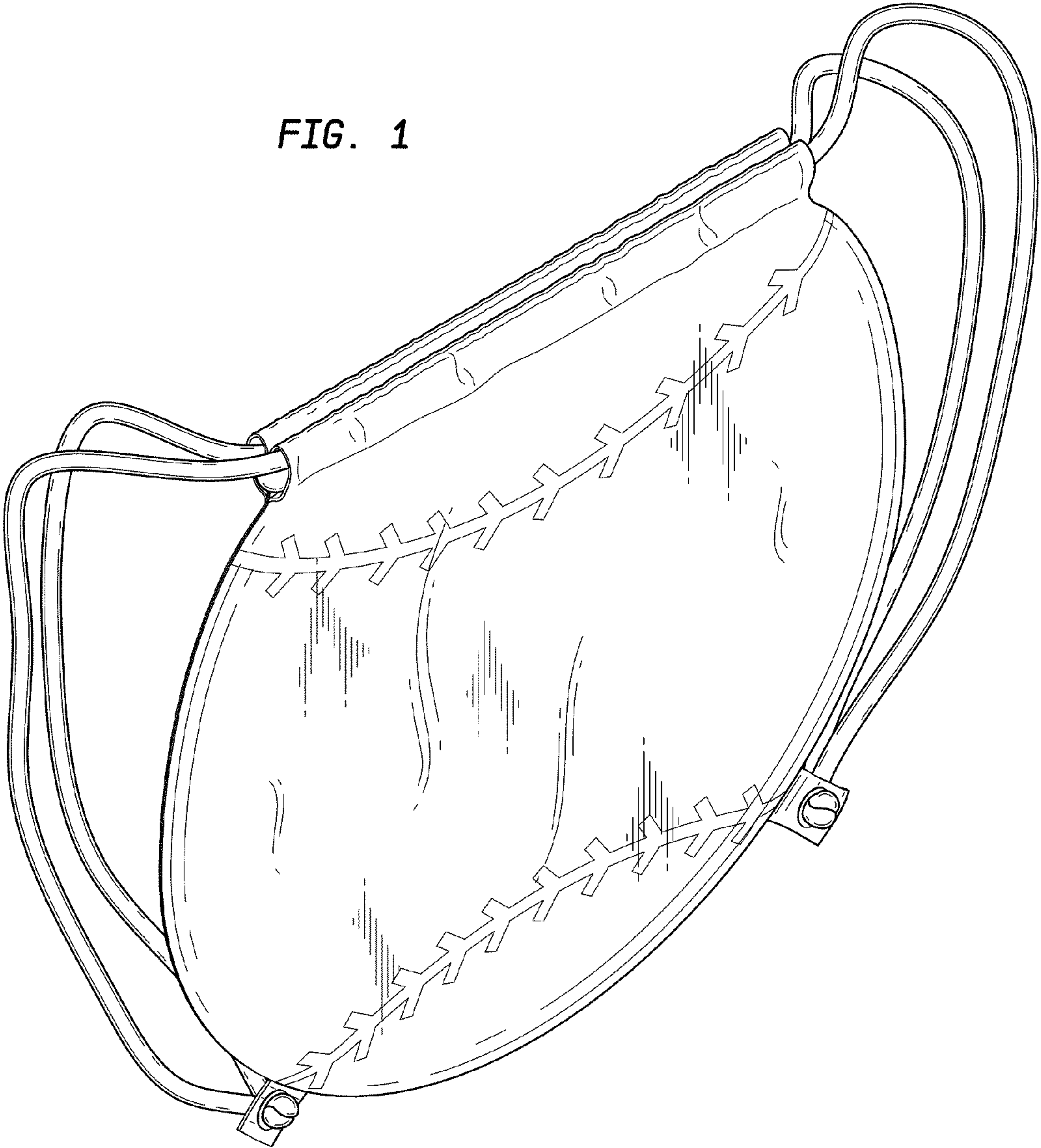


FIG. 2

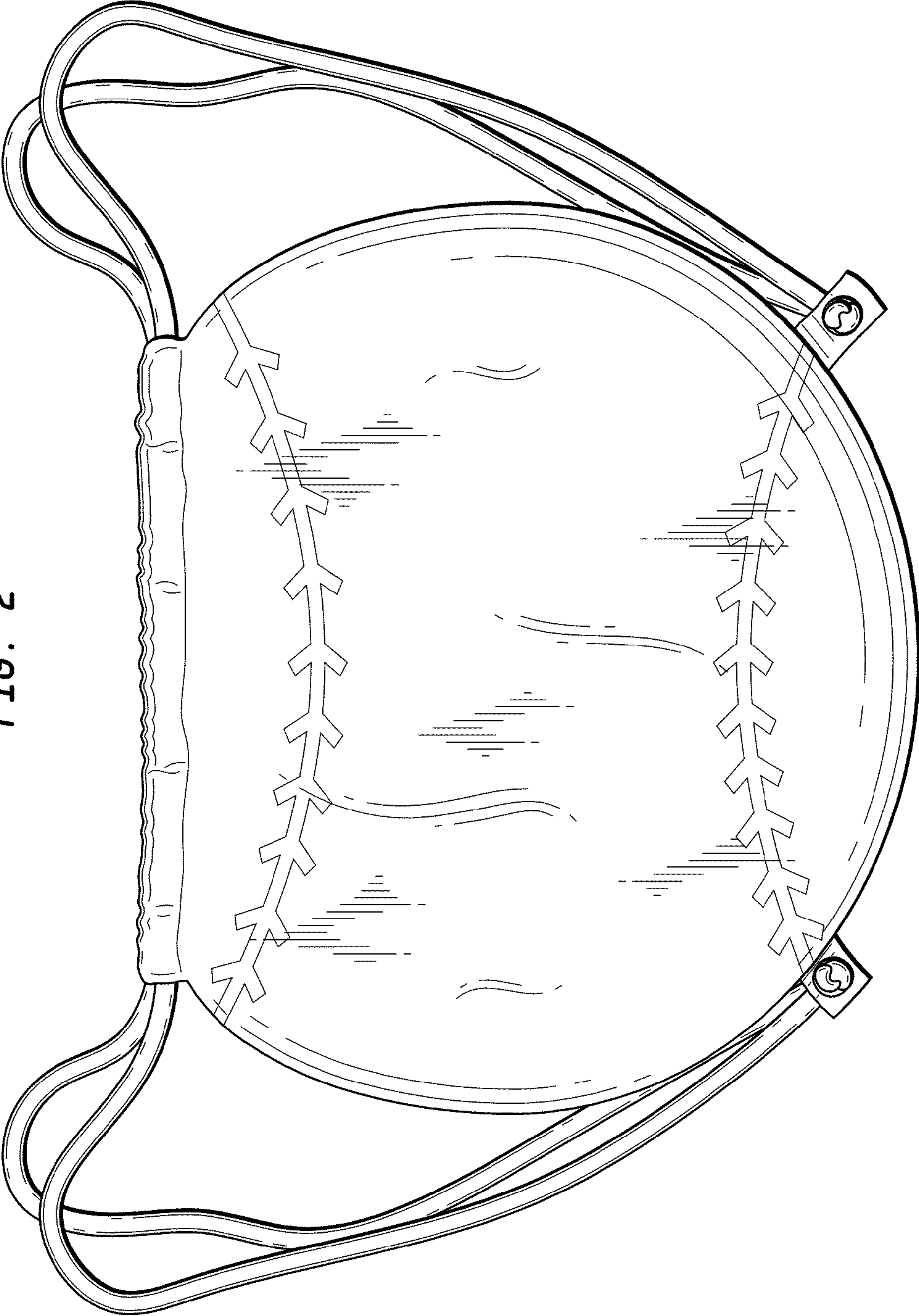
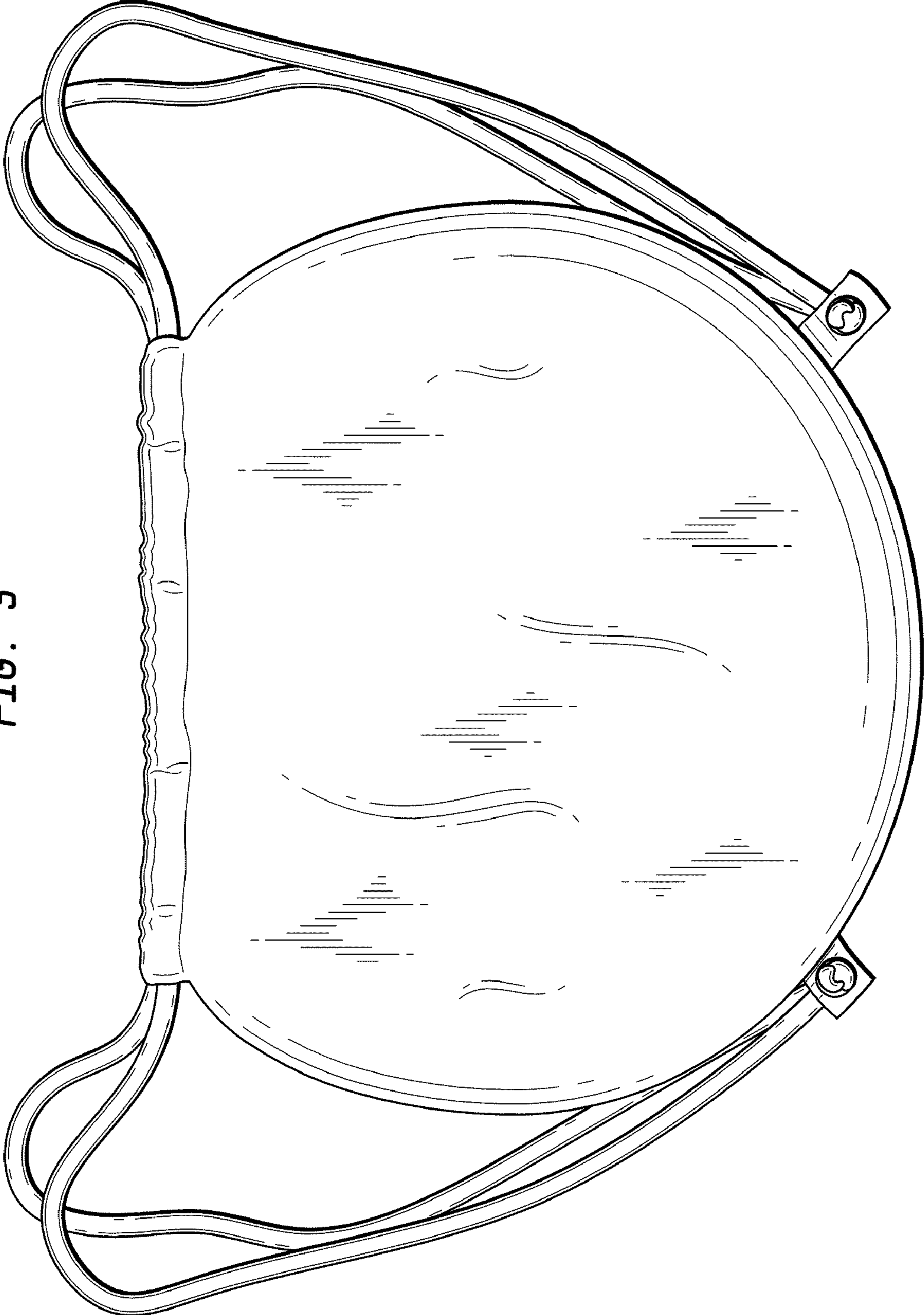
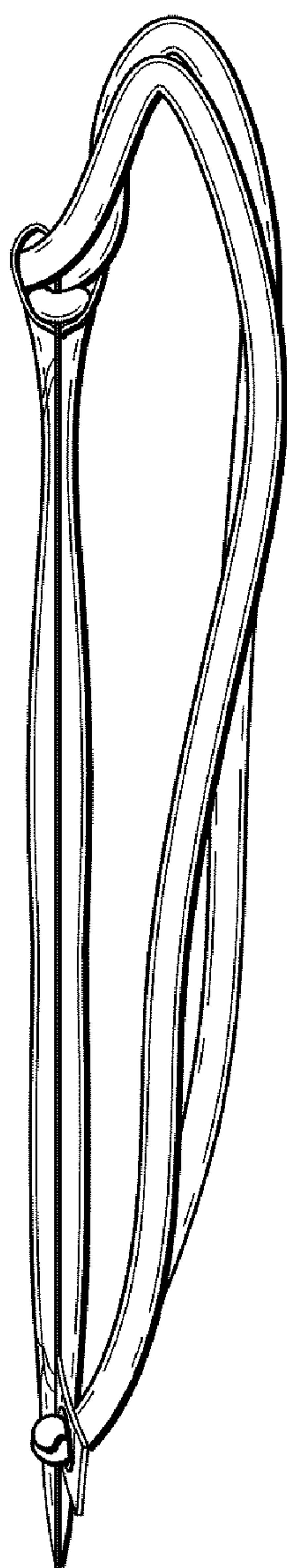




FIG. 3



*FIG. 4*



*FIG. 5*

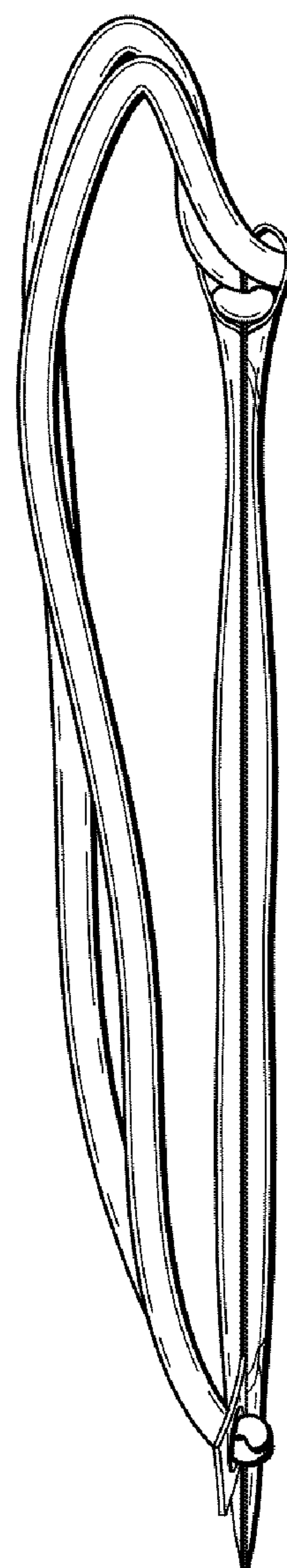


FIG. 6



FIG. 7




FIG. 8

