



US00D629591S

(12) **United States Design Patent**
Nguyen

(10) **Patent No.:** **US D629,591 S**

(45) **Date of Patent:** **** Dec. 28, 2010**

(54) **HAIR CATCHER CAPE**

(76) Inventor: **Judy T. Nguyen**, 4199 Campus Dr. #
550, Irvine, CA (US) 92612

(**) Term: **14 Years**

(21) Appl. No.: **29/362,589**

(22) Filed: **May 27, 2010**

(51) **LOC (9) Cl.** **02-02**

(52) **U.S. Cl.** **D2/860; D28/9; D28/10**

(58) **Field of Classification Search** D28/9,
D28/10, 99; D2/860-862; 2/48-49.5, 50,
2/174

See application file for complete search history.

(56) **References Cited**

U.S. PATENT DOCUMENTS

2,717,389	A *	9/1955	Gribble et al.	2/50
2,892,909	A *	6/1959	Darnutzer et al.	2/50
3,597,763	A *	8/1971	Biennu	2/49.3
3,778,056	A *	12/1973	Witkowski	273/444
D424,786	S *	5/2000	Williams et al.	D2/860
6,131,197	A *	10/2000	Wang	2/50
D473,998	S *	5/2003	Moore	D2/860
D608,050	S *	1/2010	Sangurima	D28/9

2005/0155129 A1* 7/2005 Hsing 2/50

* cited by examiner

Primary Examiner—Jennifer Rivard

(57) **CLAIM**

The ornamental design for a hair catcher cape, as shown and described.

DESCRIPTION

FIG. 1 is a perspective view of a hair catcher cape showing my new design;

FIG. 2 is a top view thereof;

FIG. 3 is a bottom view thereof;

FIG. 4 is a side view thereof;

FIG. 5 is an opposite side view thereof;

FIG. 6 is a front view thereof;

FIG. 7 is a back view thereof; and,

FIG. 8 is a perspective view.

In FIG. 1, the broken lines showing of environmental structure for purposes of illustrating the hair catcher cape in a condition of use. The broken lines and the structure they depict form no part of the claimed design.

1 Claim, 6 Drawing Sheets

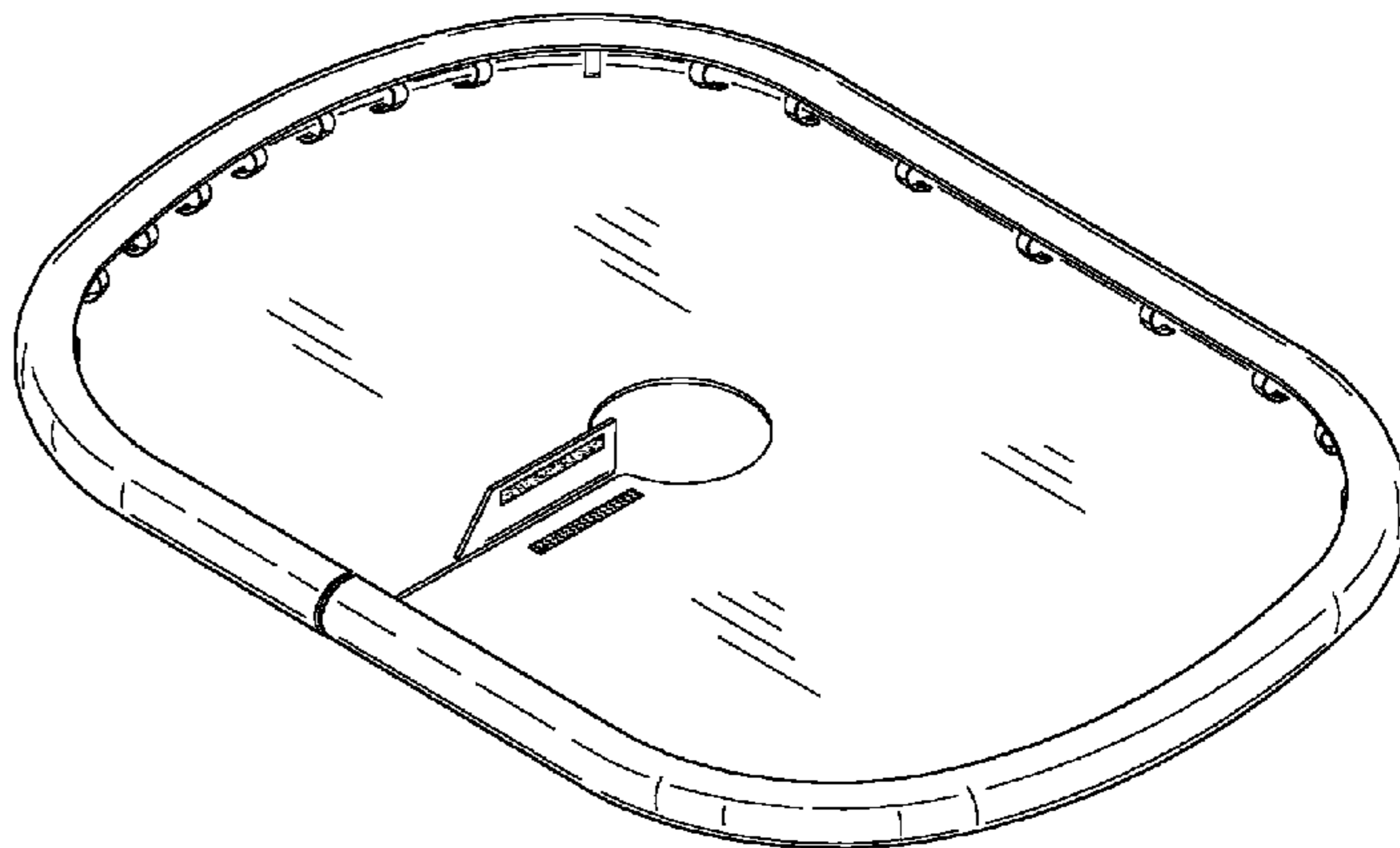




FIG. 1

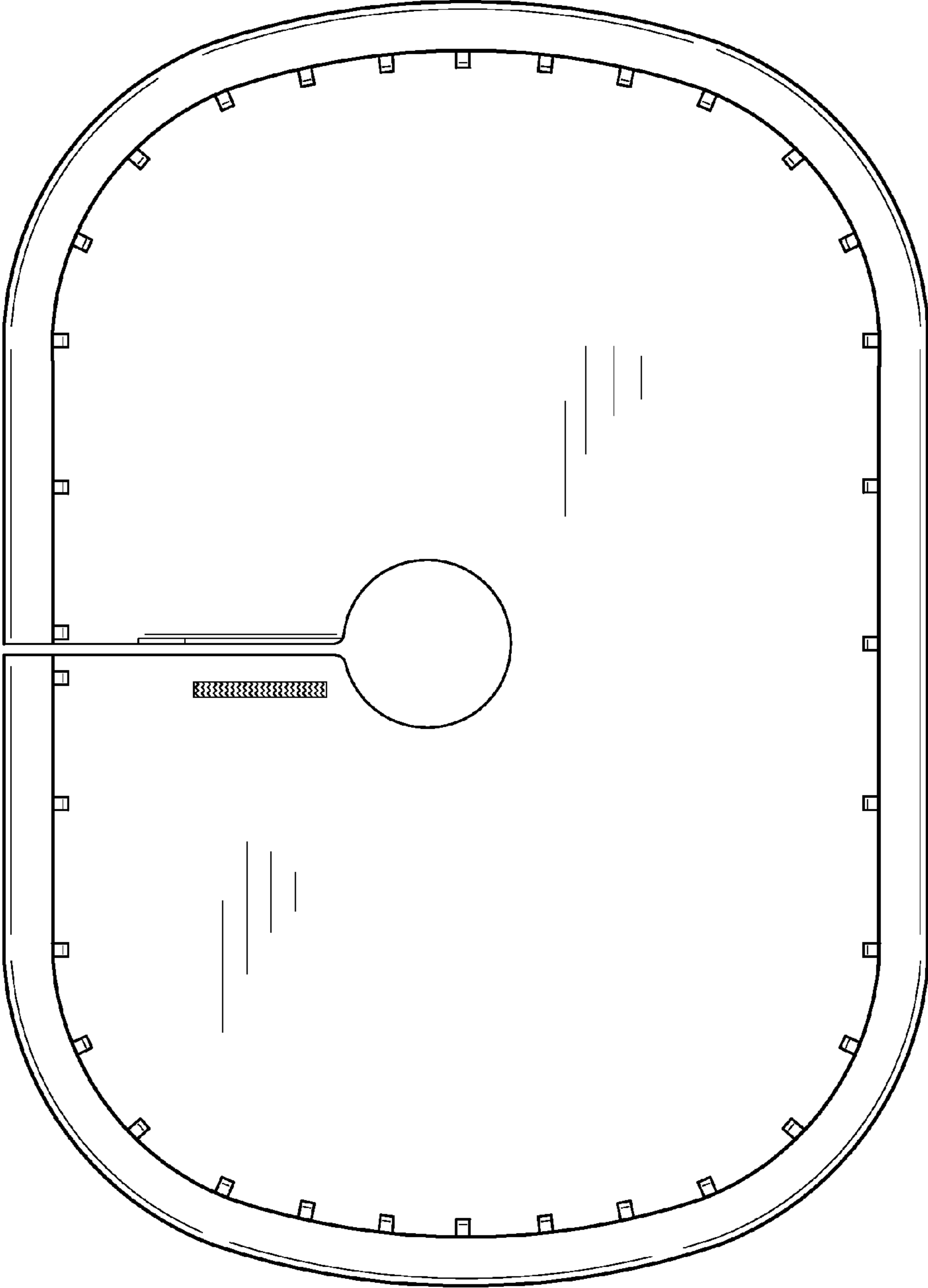


FIG. 2

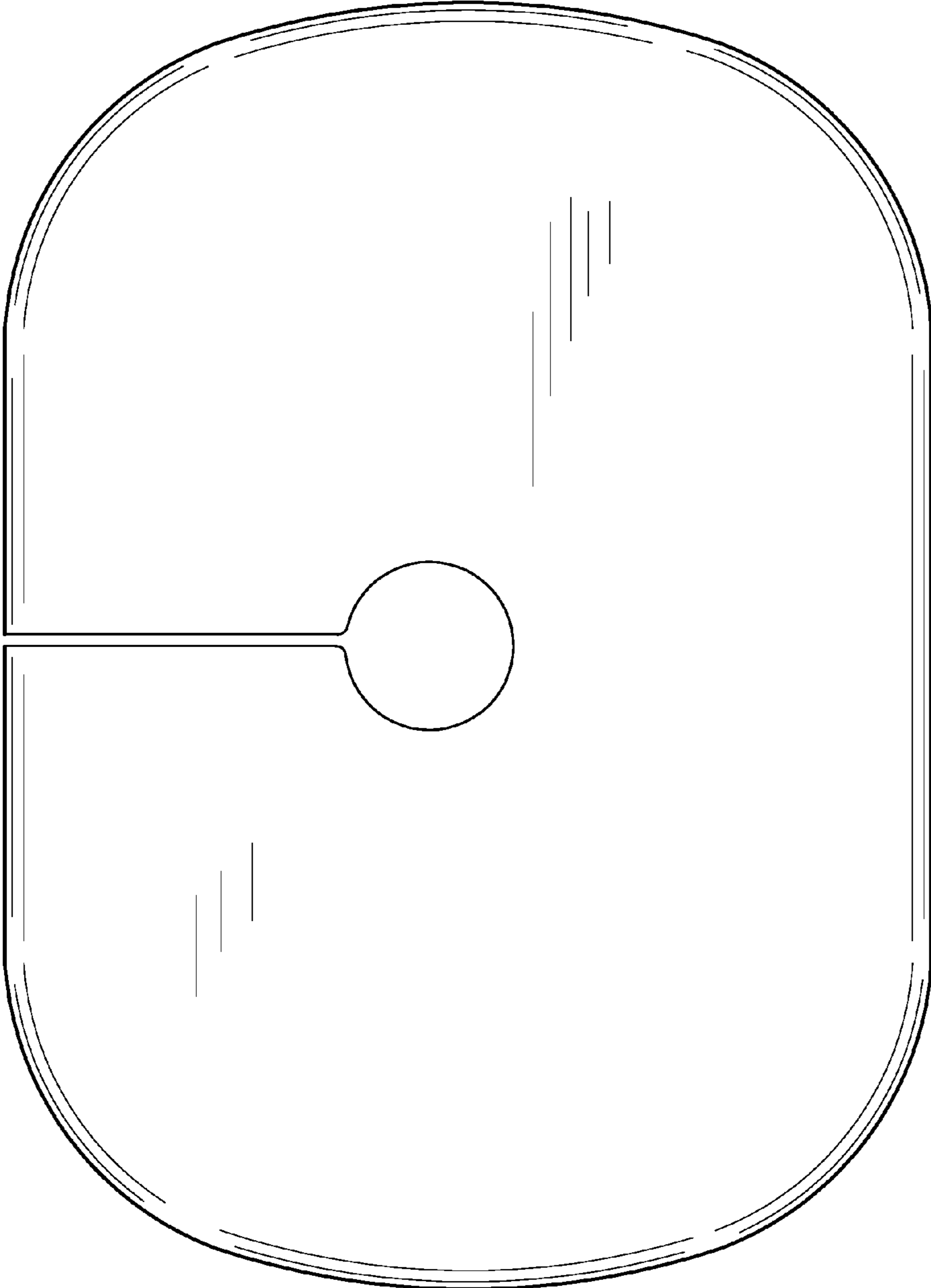


FIG. 3

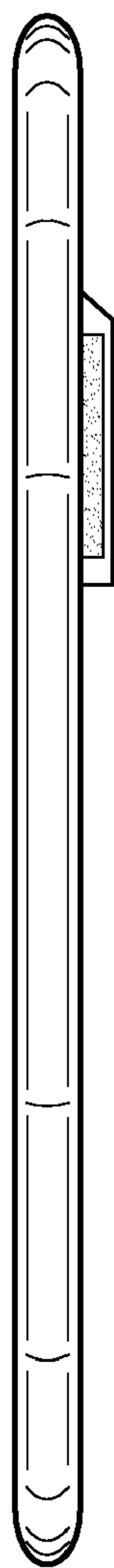


FIG. 4

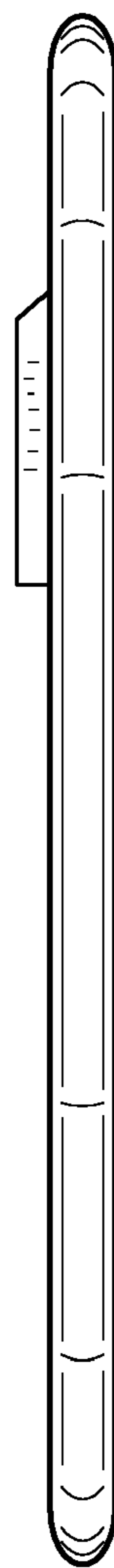


FIG. 5

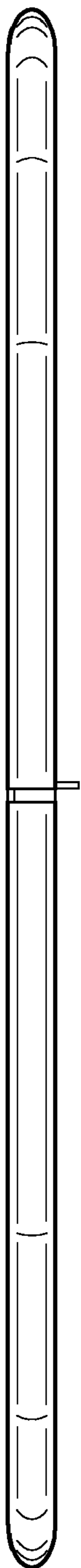


FIG. 6

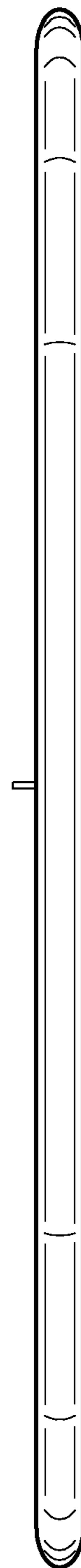


FIG. 7

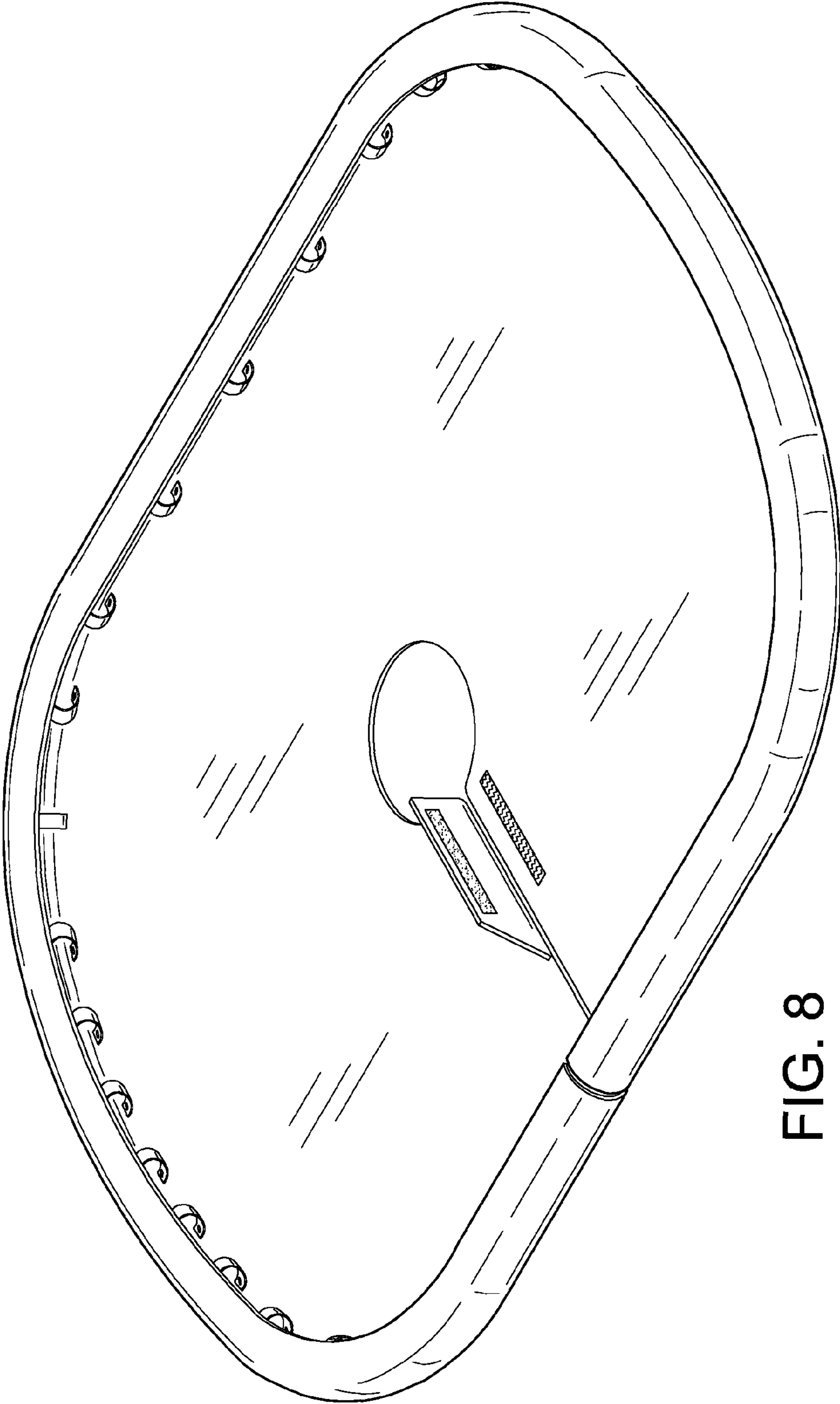


FIG. 8