

US00D629589S

(12) **United States Design Patent**
Mayo

(10) **Patent No.:** **US D629,589 S**
(45) **Date of Patent:** **** Dec. 28, 2010**

(54) **PATCH**

(75) Inventor: **Tracy Mayo**, Washington, NC (US)

(73) Assignee: **The Mainstreet Collection Inc.**,
Washington, NC (US)

(**) Term: **14 Years**

(21) Appl. No.: **29/354,021**

(22) Filed: **Jan. 19, 2010**

(51) **LOC (9) Cl.** **02-02**

(52) **U.S. Cl.** **D2/853**

(58) **Field of Classification Search** D2/853,
D2/857; 2/122, 244, 267; D24/189
See application file for complete search history.

(56) **References Cited**

U.S. PATENT DOCUMENTS

2,932,052	A *	4/1960	Morse	15/229.14
3,605,438	A *	9/1971	Chalson	63/20
4,163,817	A *	8/1979	DiCarlantonio et al.	428/33
4,333,471	A *	6/1982	Nakai	450/81
4,557,267	A *	12/1985	Cole	450/40
5,561,858	A *	10/1996	Poirier	2/67
D404,134	S *	1/1999	Dunshee	D24/189
6,038,702	A *	3/2000	Knerr	2/244
D480,811	S *	10/2003	Horhota et al.	D24/189

6,857,935	B1 *	2/2005	Dohan	450/81
D590,577	S *	4/2009	Bruno	D2/853
2005/0034480	A1 *	2/2005	Martz	63/1.15
2010/0075561	A1 *	3/2010	Burrow et al.	442/394

* cited by examiner

Primary Examiner—Ian Simmons

Assistant Examiner—Rashida Johnson

(74) *Attorney, Agent, or Firm*—Coats & Bennett, P.L.L.C.

(57) **CLAIM**

The ornamental design for a patch, as shown and described.

DESCRIPTION

FIG. 1 is a perspective view of the patch.

FIG. 2 is a front elevational view of the patch.

FIG. 3 is a top plan view of the patch with the bottom being a mirror image of the top plan view.

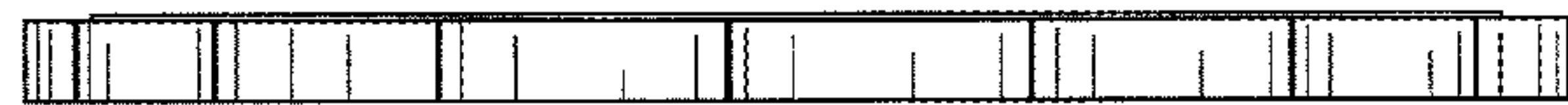

FIG. 4 is a left side elevational view of the patch; and,

FIG. 5 is a right side elevational view of the patch.

The undisclosed rear view of the patch shown in FIGS. 1-5 forms no part of the claimed design.

The portions of the design shown in broken lines form no part of the claimed design.

1 Claim, 3 Drawing Sheets






FIG. 1




FIG. 2

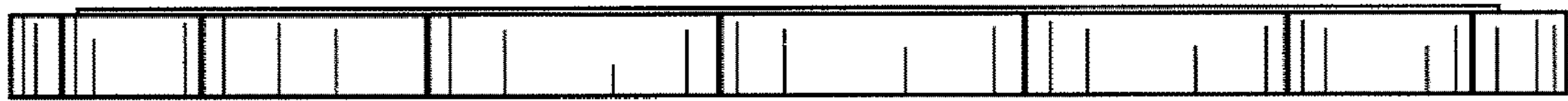


FIG. 3



FIG. 4



FIG. 5