



US00D629565S

(12) **United States Design Patent**  
**Kling et al.**

(10) **Patent No.:** **US D629,565 S**

(45) **Date of Patent:** **\*\* \*Dec. 21, 2010**

(54) **COMBINATION SHAVING AND TRIMMING DEVICE**

(75) Inventors: **Bjoern Kling**, Glashuetten (DE);  
**Markus Orthey**, Mainz (DE);  
**Kristopher William Schulz**,  
Framingham, MA (US)

(73) Assignee: **The Gillette Company**, Boston, MA  
(US)

(\*) Notice: This patent is subject to a terminal disclaimer.

(\*\*) Term: **14 Years**

(21) Appl. No.: **29/327,609**

(22) Filed: **Nov. 10, 2008**

(51) **LOC (9) Cl.** ..... **28-03**

(52) **U.S. Cl.** ..... **D28/48**

(58) **Field of Classification Search** ..... 30/32,  
30/34.05, 34.1-34.2, 41, 44-46, 47-51, 57-58,  
30/77-84, 526-536, 537-539; D28/44-49,  
D28/51

See application file for complete search history.

(56) **References Cited**

**U.S. PATENT DOCUMENTS**

D534,315 S \* 12/2006 Provost et al. .... D28/46

D534,686 S \* 1/2007 Provost et al. .... D28/48  
D563,045 S \* 2/2008 Provost et al. .... D28/48  
D563,046 S \* 2/2008 Provost et al. .... D28/48  
D571,955 S \* 6/2008 Wonderley et al. .... D28/48  
D591,451 S \* 4/2009 Micinilio et al. .... D28/46

\* cited by examiner

*Primary Examiner*—Jennifer Rivard

(74) *Attorney, Agent, or Firm*—Jay A. Krebe; Dara M. Kendall

(57) **CLAIM**

The ornamental design for a combination shaving and trimming device, as shown and described.

**DESCRIPTION**

FIG. 1 is a perspective view of a combination shaving and trimming device of the present invention;

FIG. 2 is a top plan view thereof;

FIG. 3 is a right side elevational view thereof, the left side elevation being a mirror image thereof;

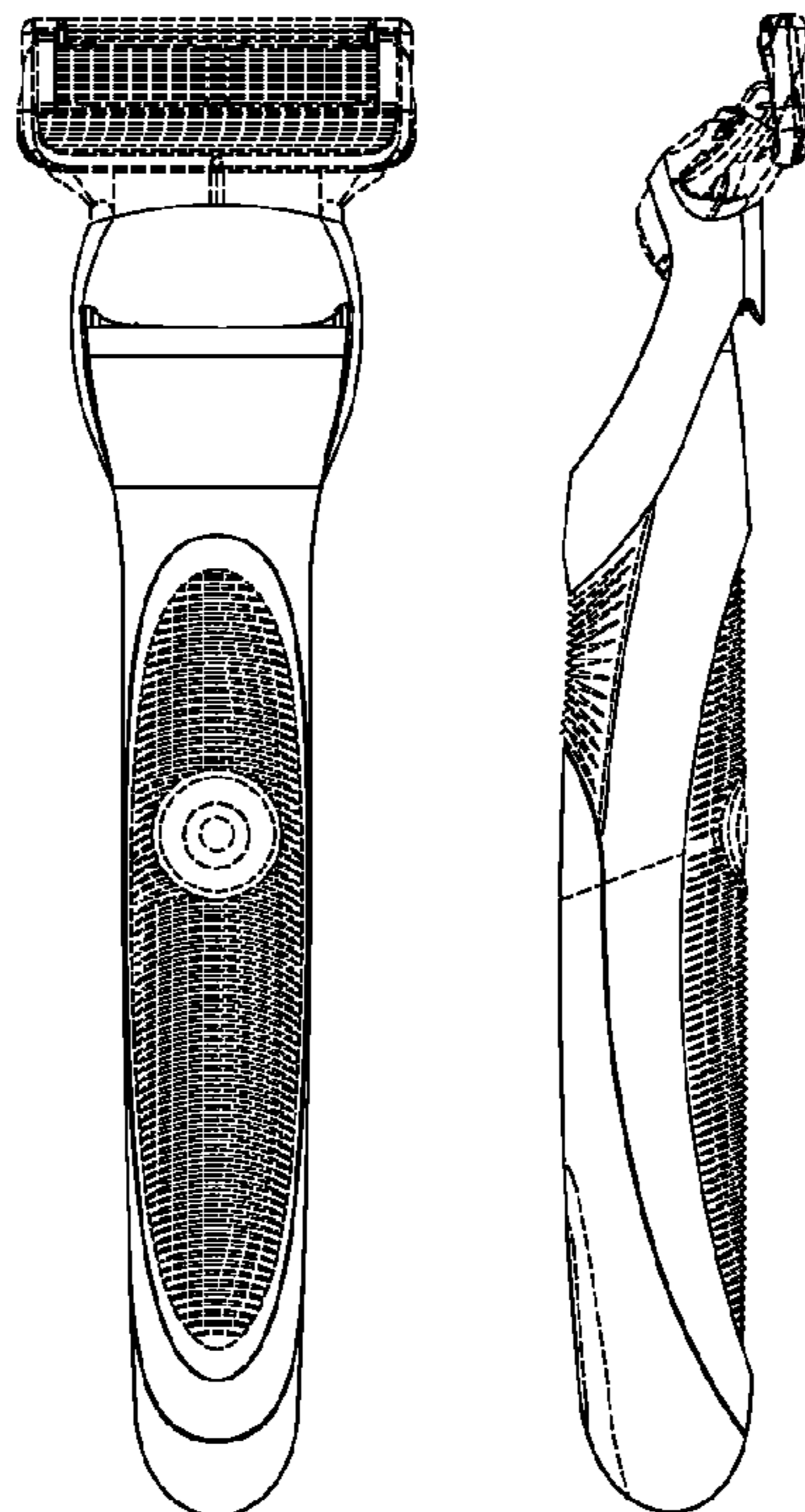
FIG. 4 is a bottom plan view thereof;

FIG. 5 is a front elevational view thereof; and,

FIG. 6 is a rear elevational view thereof.

The broken lines are shown for illustrative purposes only and form no part of the claimed design.

**1 Claim, 1 Drawing Sheet**



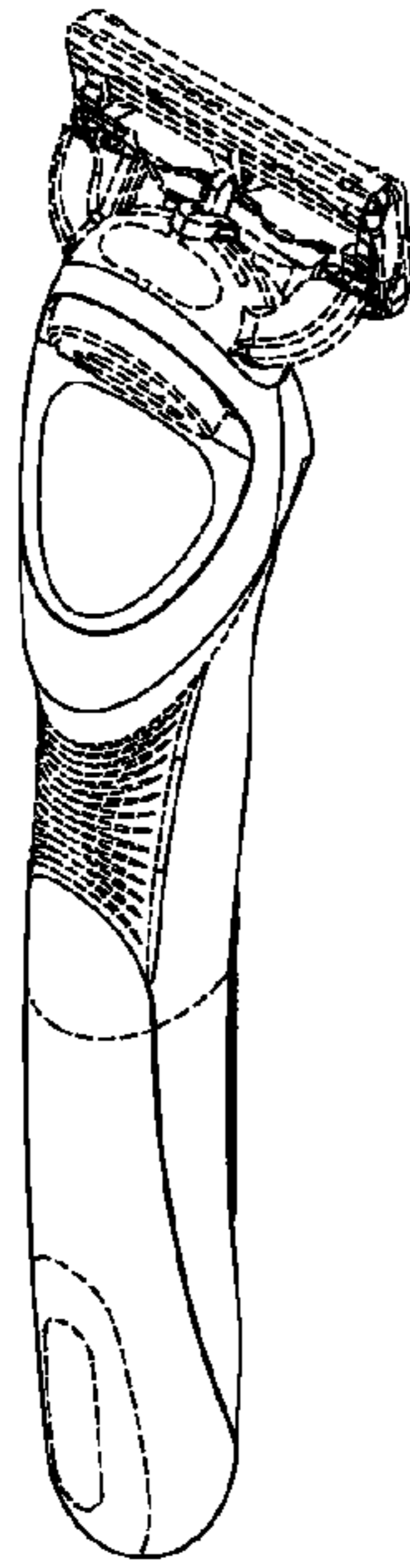


Fig. 1

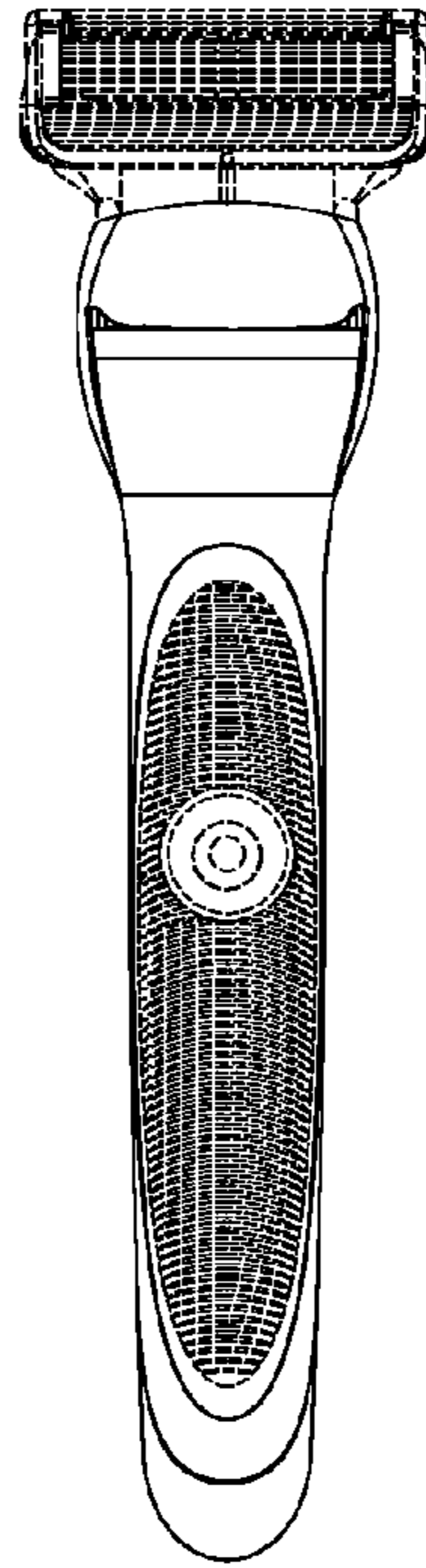


Fig. 2

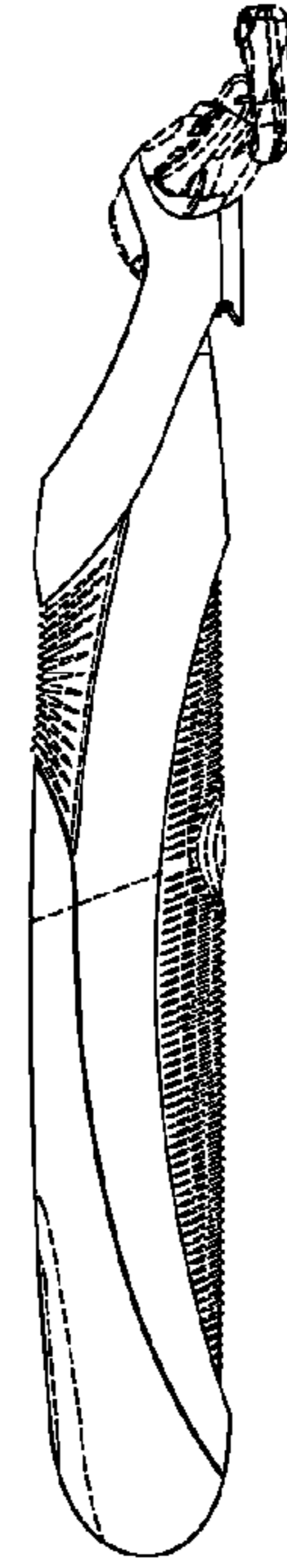


Fig. 3

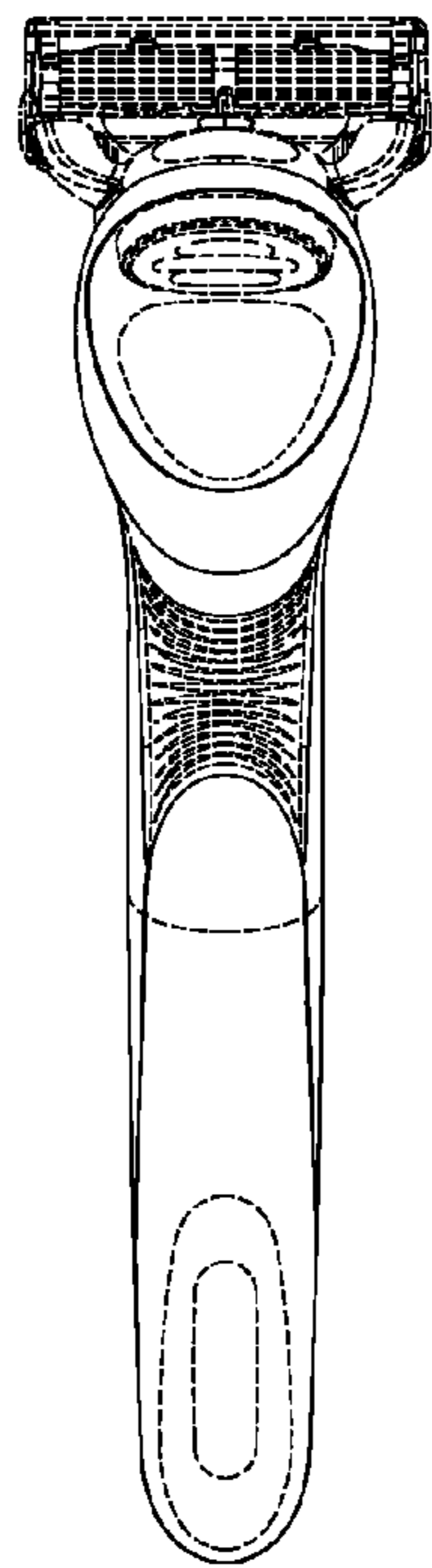


Fig. 4

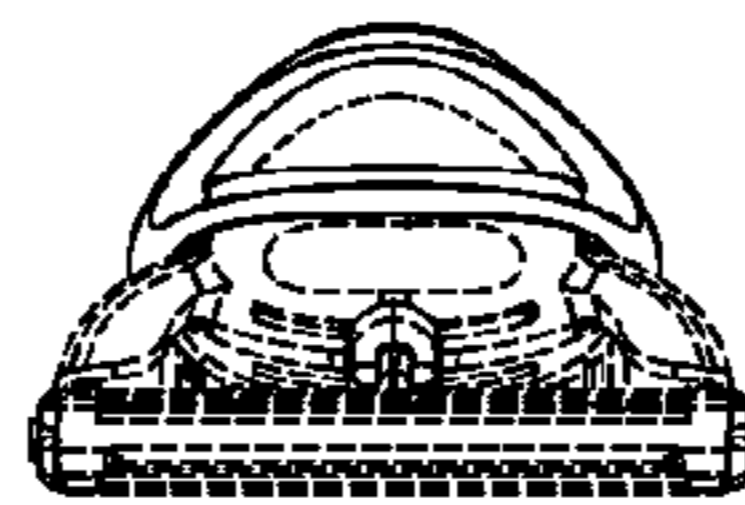


Fig. 5

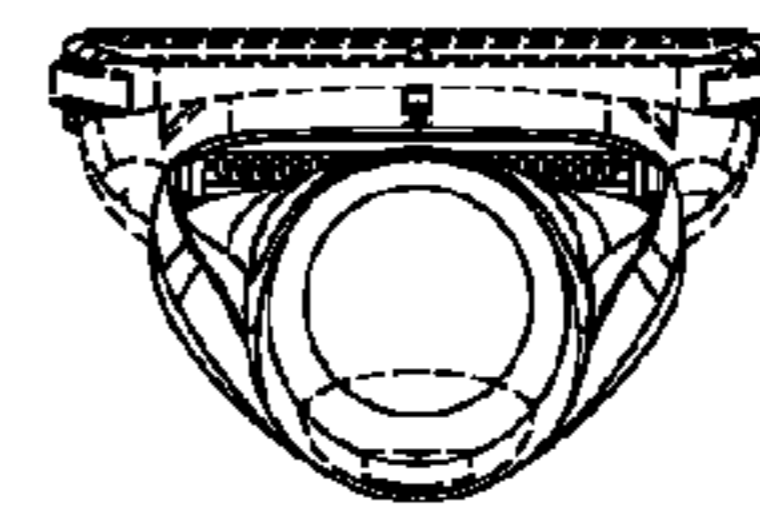


Fig. 6