



US00D629541S

(12) **United States Design Patent**  
**Riley**

(10) **Patent No.:** **US D629,541 S**

(45) **Date of Patent:** **\*\* Dec. 21, 2010**

(54) **ILLUMINATION SOURCE**

(75) Inventor: **Lou Riley**, Ft. Lauderdale, FL (US)

(73) Assignee: **Mirtel XXI, S.L.**, Barcelona (ES)

(\*\*) Term: **14 Years**

(21) Appl. No.: **29/345,325**

(22) Filed: **Oct. 14, 2009**

(51) **LOC (9) Cl.** ..... **26-02**

(52) **U.S. Cl.** ..... **D26/49**

(58) **Field of Classification Search** ..... D26/37,  
D26/40, 41, 42, 46, 49, 45, 50; 362/157,  
362/158, 170–174, 184, 183, 182, 186, 194–196,  
362/201–208

See application file for complete search history.

(56) **References Cited**

**U.S. PATENT DOCUMENTS**

D102,215 S *	12/1936	Westfall et al.	.....	D26/49
D107,274 S *	11/1937	Wood	.....	D26/49
D109,758 S *	5/1938	Rothenberg et al.	.....	D26/49
D126,576 S *	4/1941	Deibel	.....	D26/49
D188,288 S *	6/1960	Hansen et al.	.....	D26/49
D474,555 S *	5/2003	Sieckowski et al.	.....	D26/49
D486,935 S *	2/2004	Shiu	.....	D26/49
D486,936 S *	2/2004	Shiu	.....	D26/49
D493,240 S *	7/2004	To	.....	D26/49
D565,220 S *	3/2008	Galli	.....	D26/49

D577,843 S *	9/2008	Couture et al.	.....	D26/49
D594,584 S *	6/2009	Yang	.....	D26/49
D601,737 S *	10/2009	Swan	.....	D26/49
D604,437 S *	11/2009	Yang	.....	D26/49
D606,222 S *	12/2009	Gebhard	.....	D26/49
D608,481 S *	1/2010	Yang	.....	D26/49

\* cited by examiner

*Primary Examiner*—Ian Simmons

*Assistant Examiner*—Carissa C Fitts

(74) *Attorney, Agent, or Firm*—Greenberg Traurig, P.A.

(57) **CLAIM**

The ornamental design for an illumination source, as shown and described.

**DESCRIPTION**

FIG. 1 is a perspective view of an illumination source, showing my new design;

FIG. 2 is a front elevational view thereof;

FIG. 3 is a side elevational view thereof, the opposite side being a mirror image thereof;

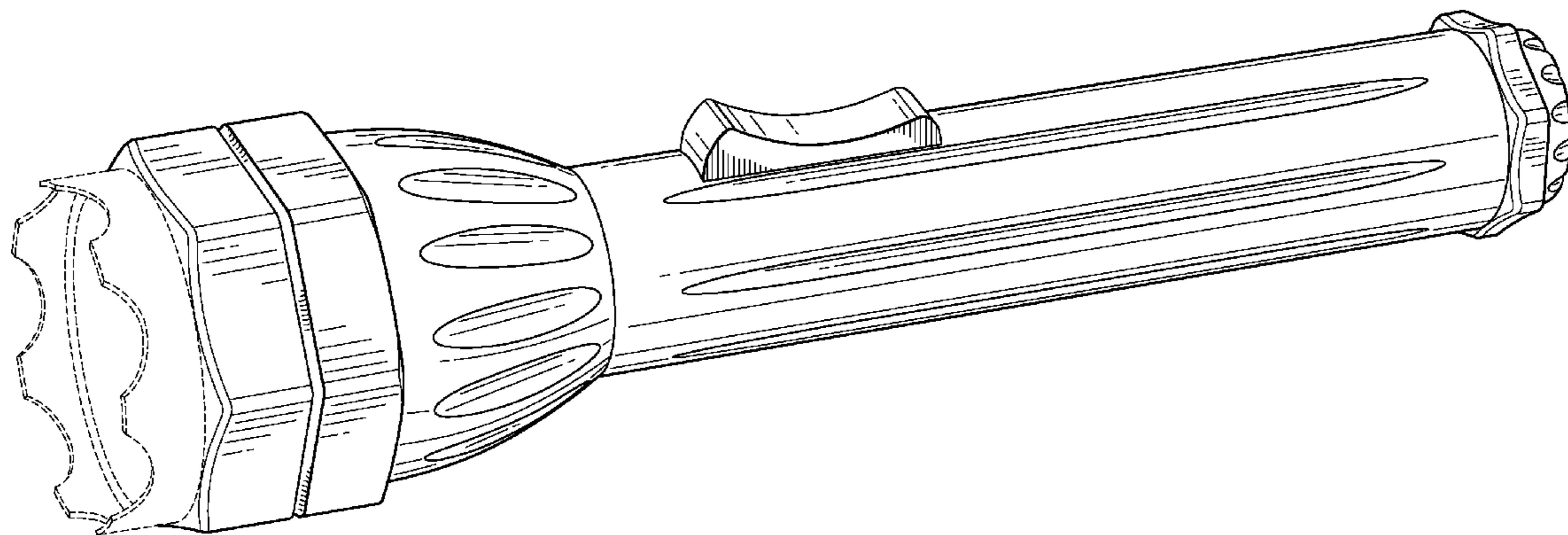
FIG. 4 is a rear elevational view thereof;

FIG. 5 is a top elevational view thereof; and,

FIG. 6 is a bottom elevational view thereof.

The broken line showings in the Figures are for environmental purposes only and form no part of the claimed design.

**1 Claim, 3 Drawing Sheets**



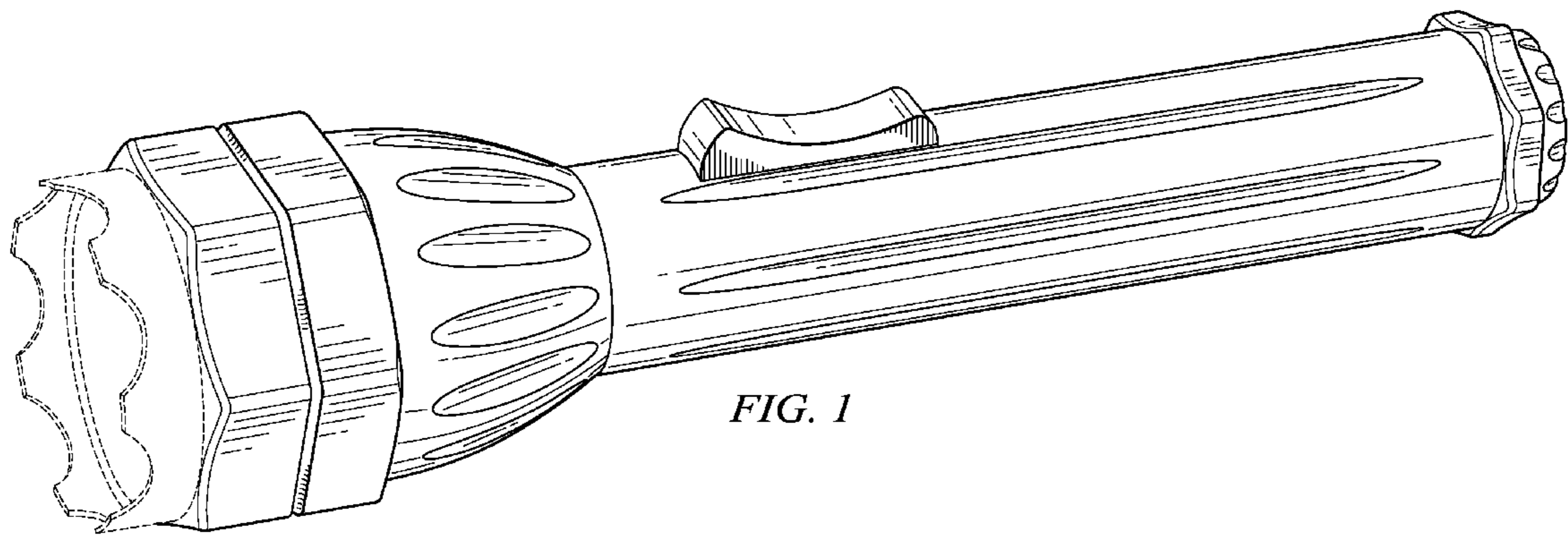


FIG. 1

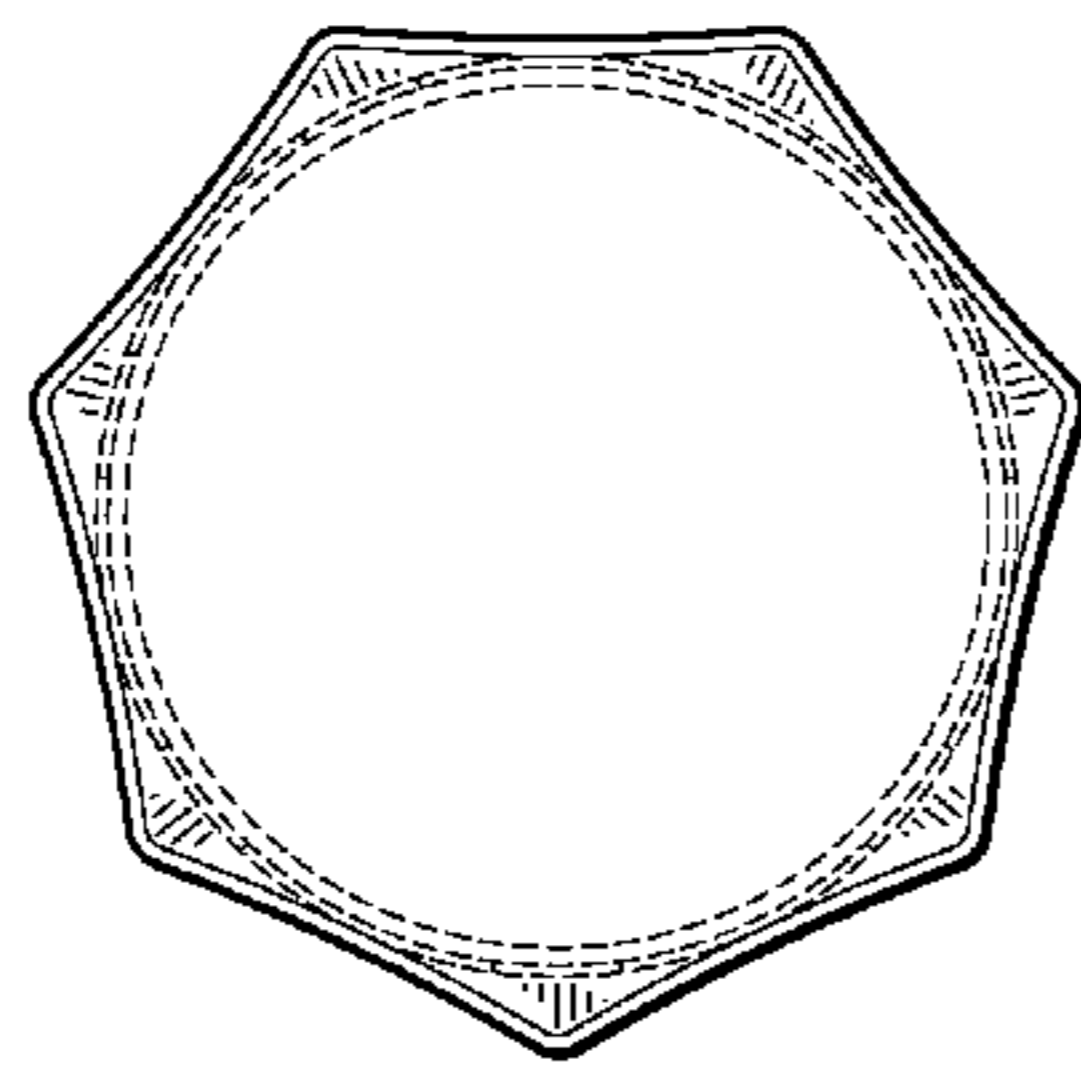


FIG. 2

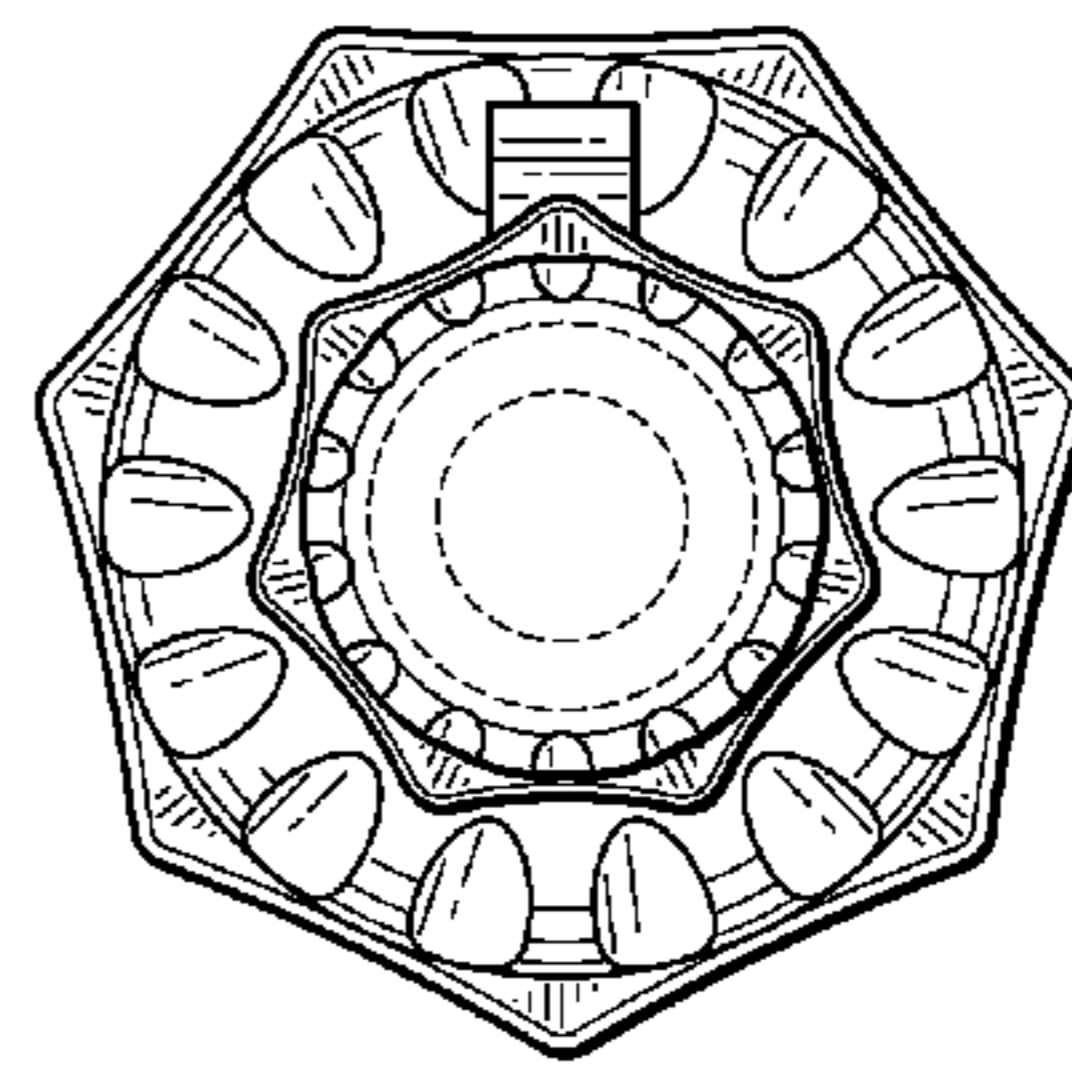


FIG. 4

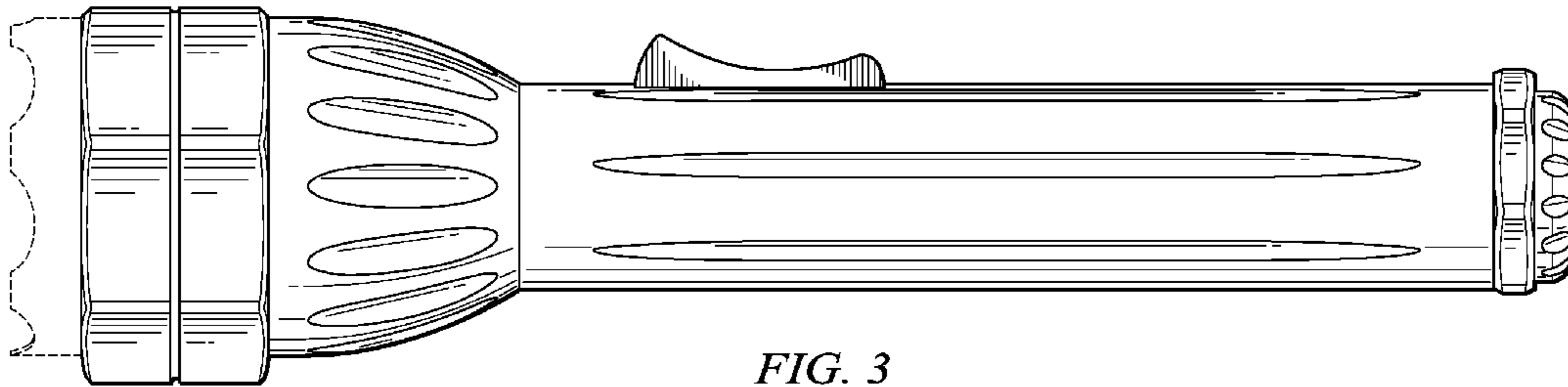


FIG. 3

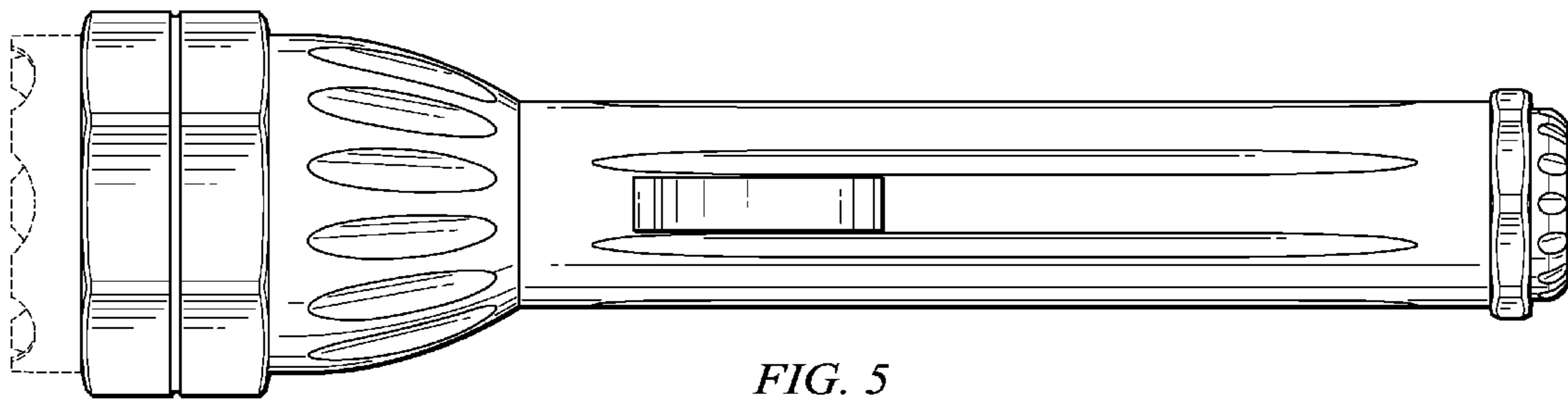


FIG. 5

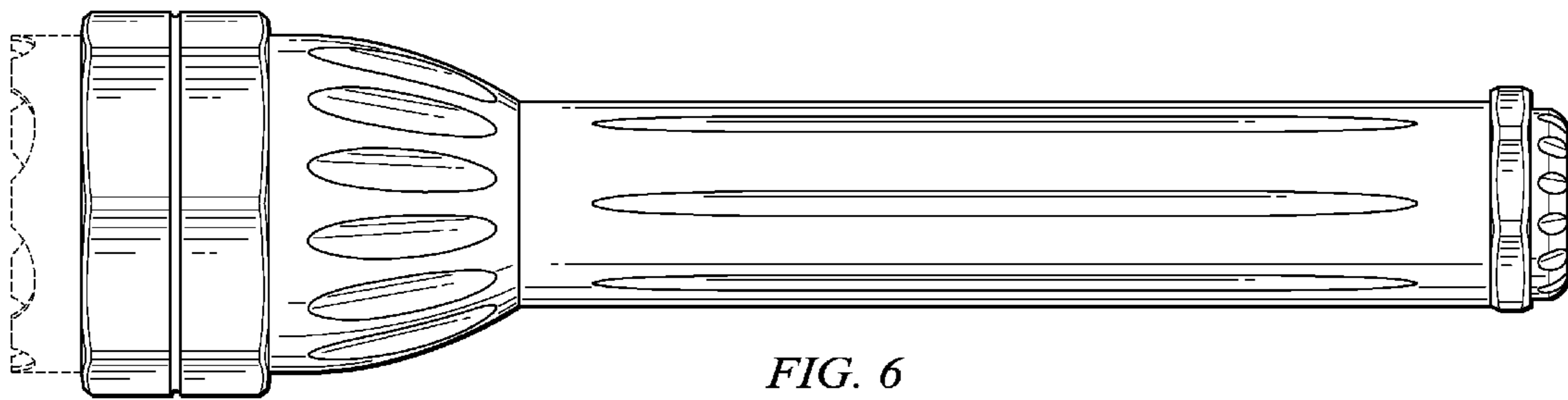


FIG. 6