



US00D629526S

(12) **United States Design Patent**  
**Ladwig et al.**

(10) **Patent No.:** **US D629,526 S**

(45) **Date of Patent:** **\*\* Dec. 21, 2010**

(54) **THERAPY CAP FOR ULTRASONIC THERAPY HEAD**

(75) Inventors: **Jeffrey William Ladwig**, Seattle, WA (US); **Travis J. Hosler**, Seattle, WA (US)

(73) Assignee: **Medicis Technologies Corporation**, Bothell, WA (US)

(\*\*) Term: **14 Years**

(21) Appl. No.: **29/363,084**

(22) Filed: **Jun. 4, 2010**

(51) **LOC (9) Cl.** ..... **24-02**

(52) **U.S. Cl.** ..... **D24/187**

(58) **Field of Classification Search** ..... D24/107,  
D24/141, 158, 164, 165, 167, 170, 186-187,  
D24/231, 129, 138; D10/57, 60, 78, 80;  
600/407, 461, 459, 429; 378/98.7, 98.8,  
378/189

See application file for complete search history.

(56) **References Cited**

**U.S. PATENT DOCUMENTS**

4,688,578	A *	8/1987	Takano et al.	600/459
4,796,632	A *	1/1989	Boyd et al.	600/459
D387,867	S *	12/1997	Henderson et al.	D24/187
D389,919	S *	1/1998	Ninomiya et al.	D24/186
6,210,336	B1 *	4/2001	Fredriksen	600/459
6,709,392	B1 *	3/2004	Salgo et al.	600/439
D566,284	S *	4/2008	Kitayama et al.	D24/186
D596,299	S *	7/2009	Han et al.	D24/186

D598,108	S *	8/2009	Hasegawa	D24/186
D603,050	S *	10/2009	Chen	D24/187
D603,520	S *	11/2009	Ninomiya et al.	D24/187
D609,352	S *	2/2010	Kitayama	D24/186
D609,814	S *	2/2010	Banryu	D24/187
D616,990	S *	6/2010	Suzuki	D24/186
D616,991	S *	6/2010	Kitayama	D24/186

\* cited by examiner

*Primary Examiner*—T. Chase Nelson

*Assistant Examiner*—Mark Cavanna

(74) *Attorney, Agent, or Firm*—Townsend and Townsend and Crew LLP

(57) **CLAIM**

The ornamental design for therapy cap for ultrasonic therapy head, as shown and described.

**DESCRIPTION**

FIG. 1 is a perspective view of a therapy cap for ultrasonic therapy head showing our new design;

FIG. 2 is a rear perspective view;

FIG. 3 is a front elevational view;

FIG. 4 is a rear elevational view;

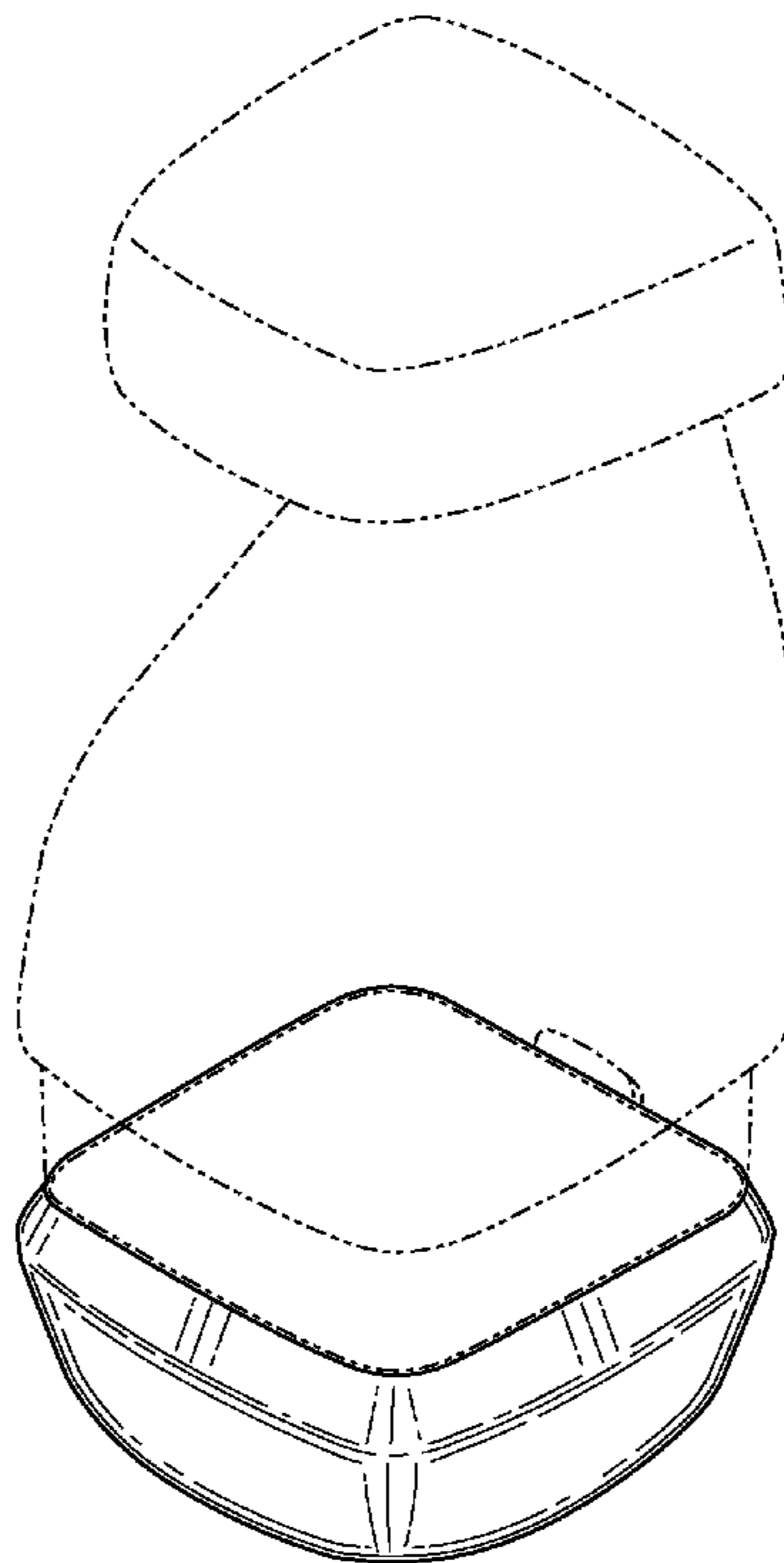
FIG. 5 is a right elevational view;

FIG. 6 is a left elevational view; and,

FIG. 7 is a top plan view.

The broken line showing is for illustrative purposes only and forms no part of the claimed design.

**1 Claim, 5 Drawing Sheets**



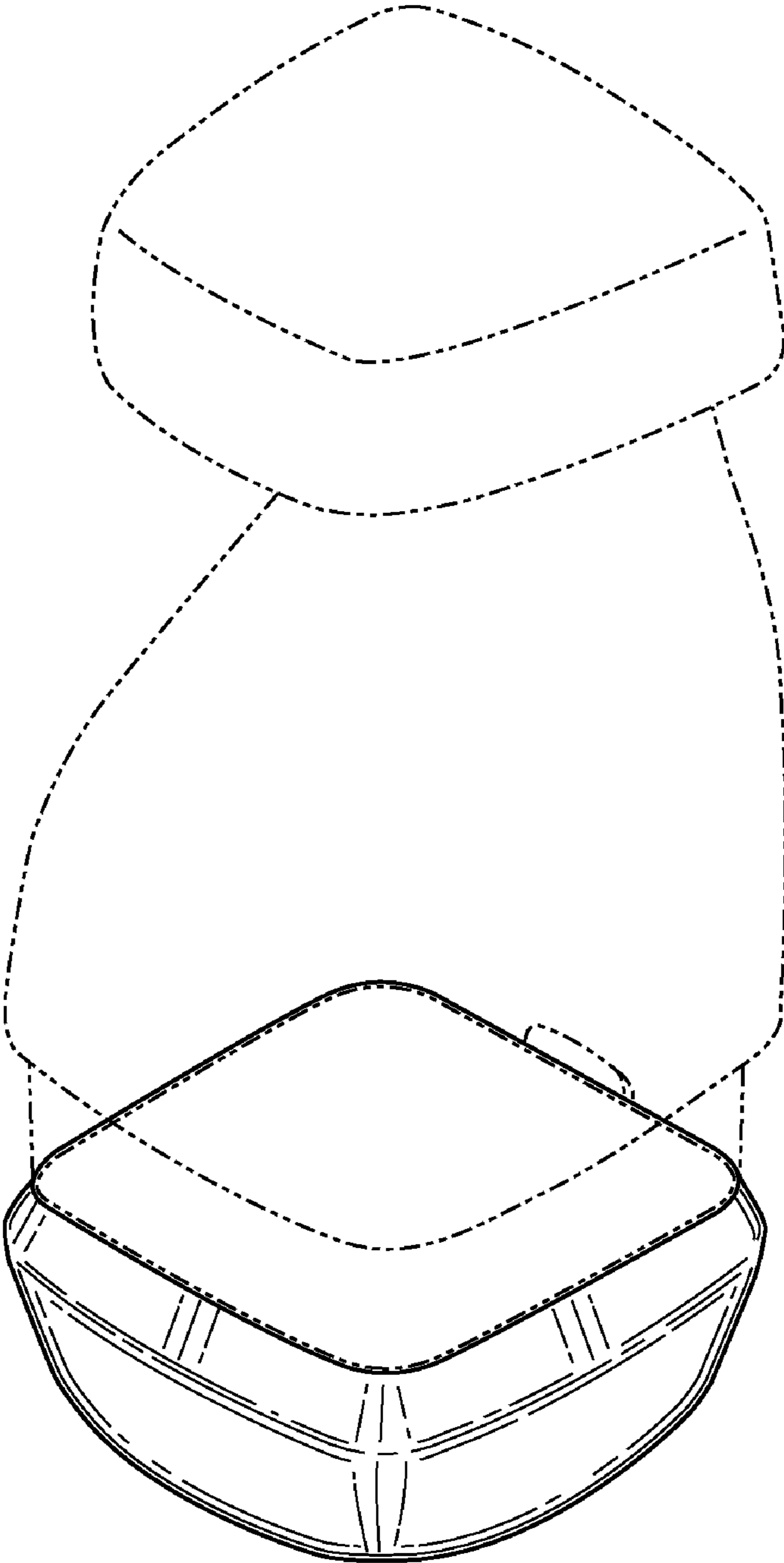


FIG. 1

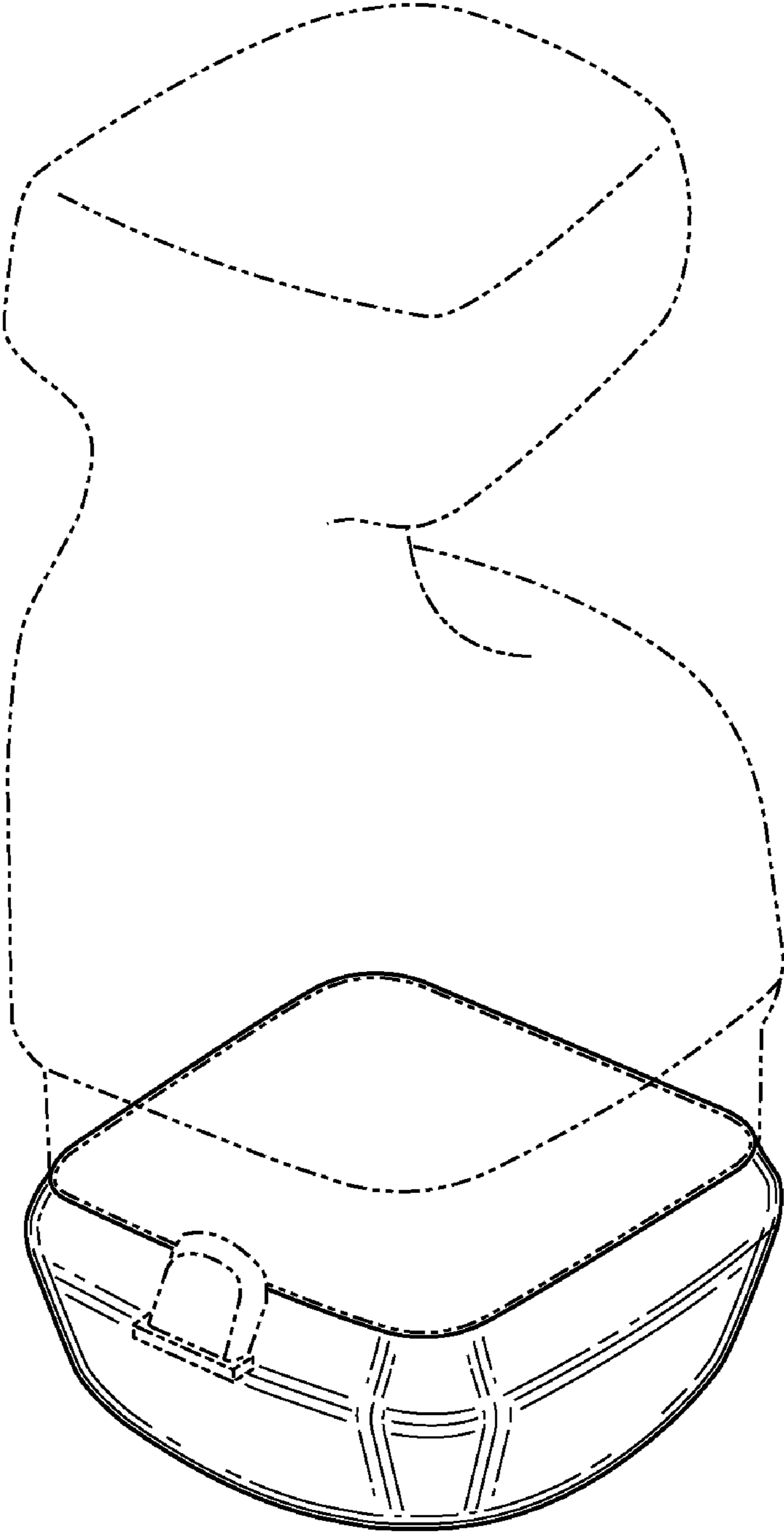


FIG. 2

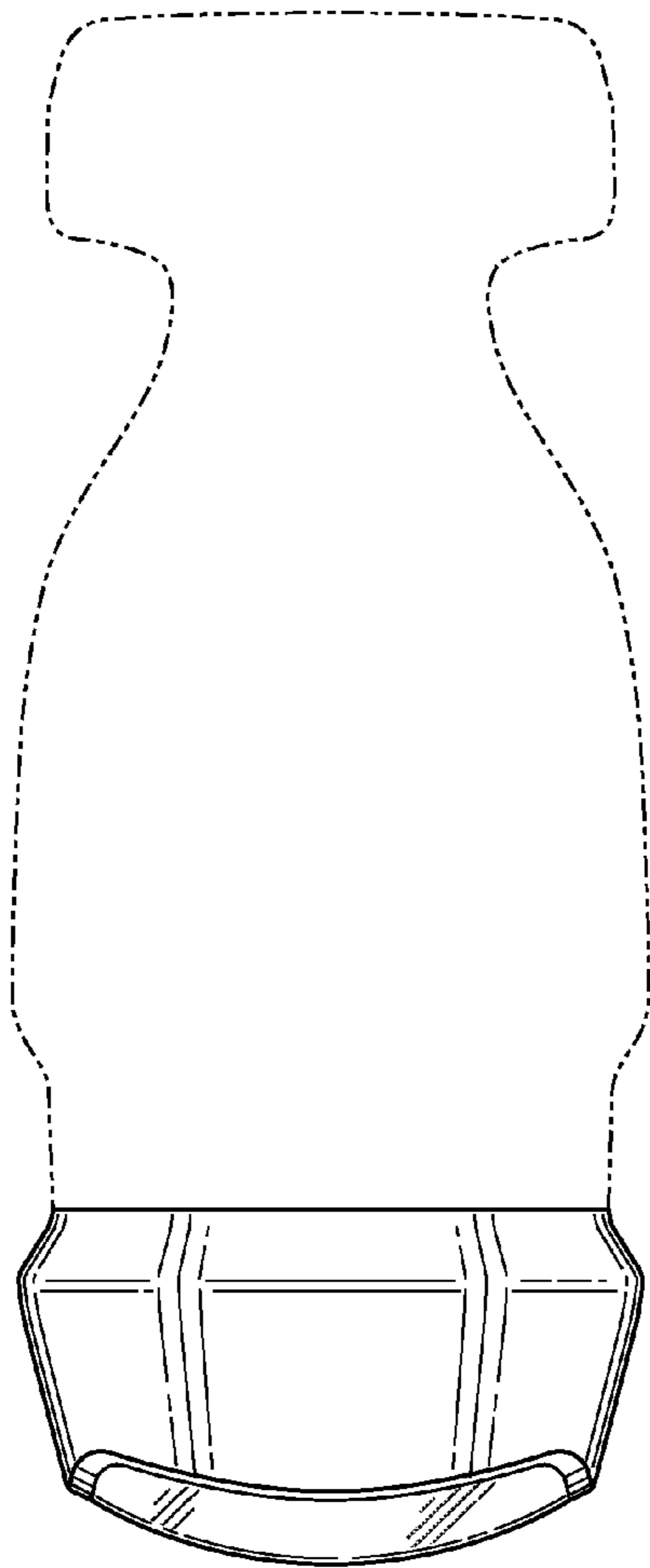


FIG. 3

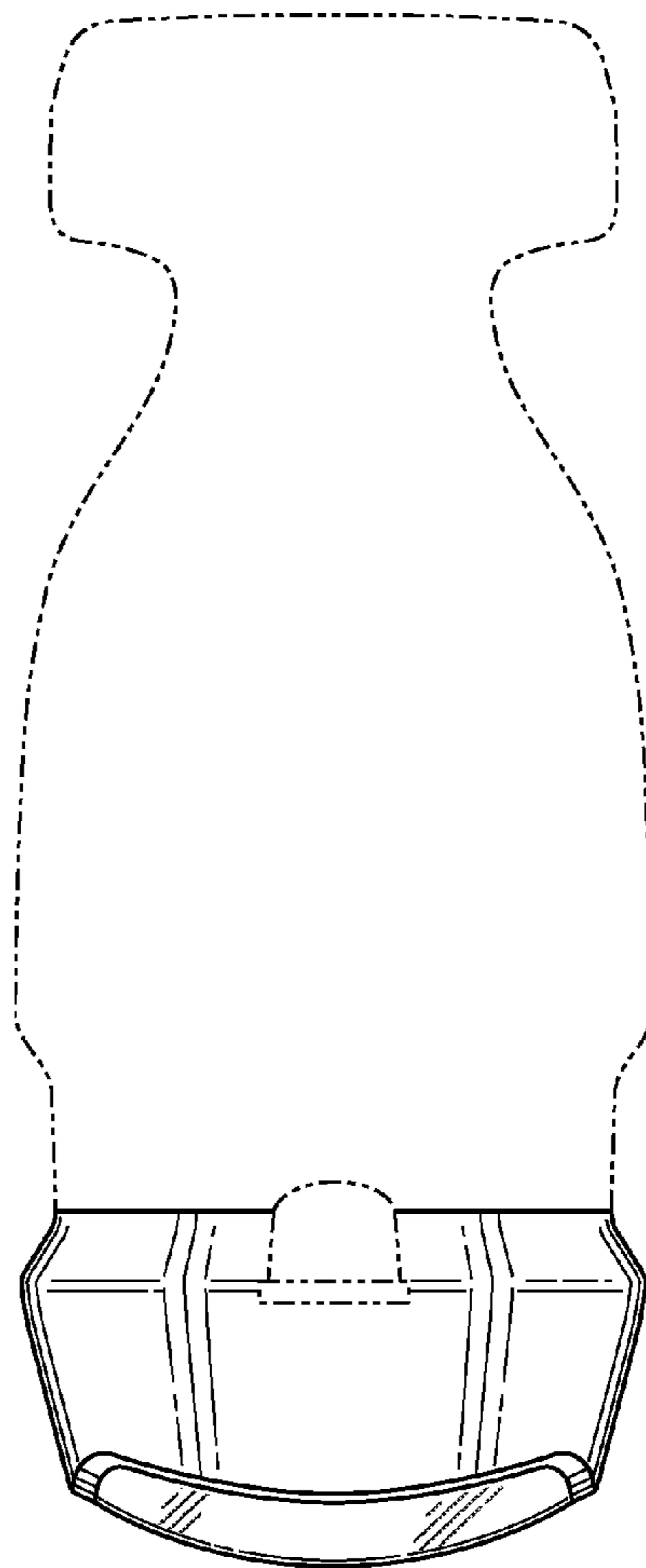


FIG. 4




FIG. 5




FIG. 6

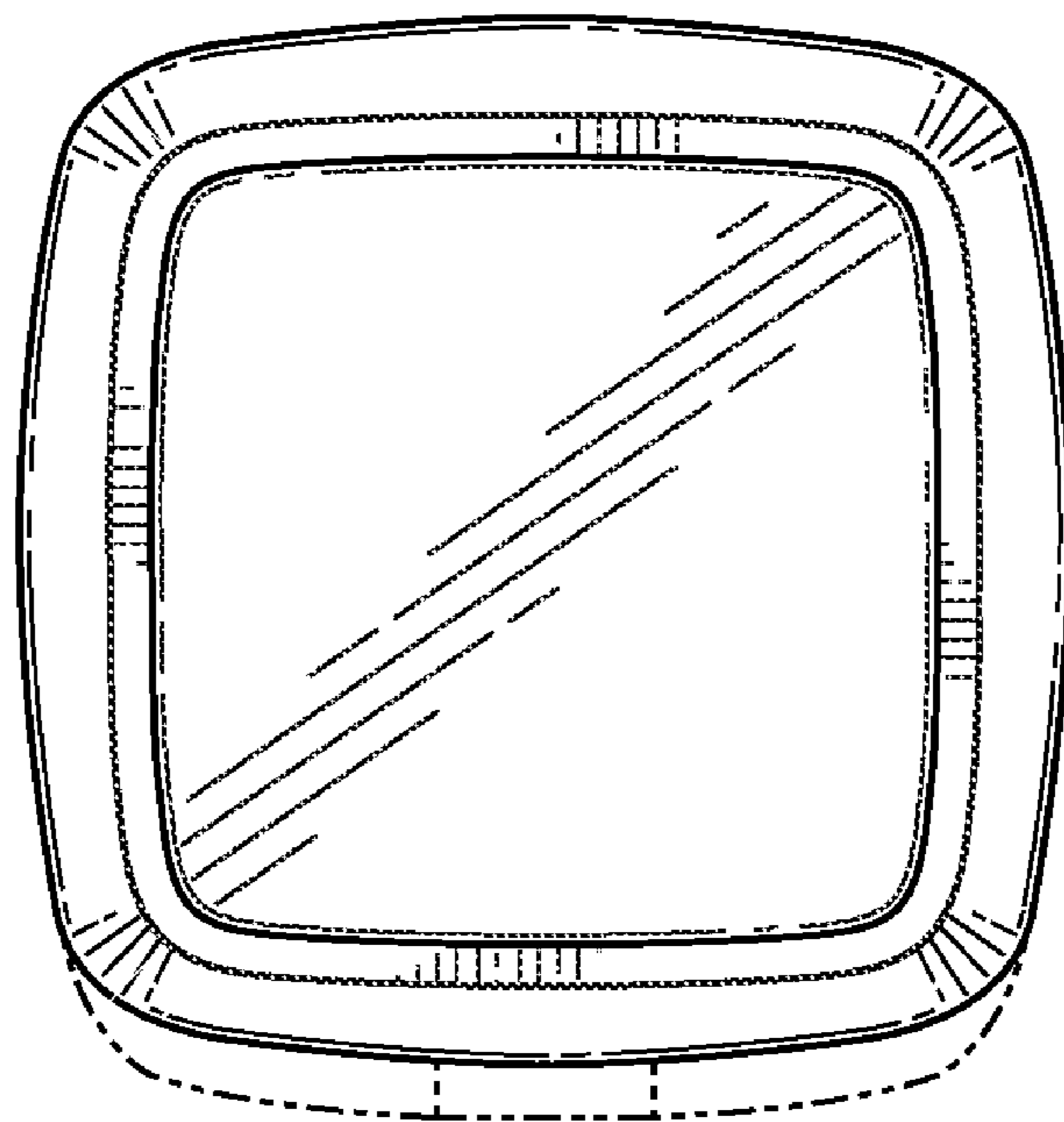


FIG. 7