



US00D629525S

(12) **United States Design Patent**  
**Ladwig et al.**

(10) **Patent No.:** **US D629,525 S**

(45) **Date of Patent:** **\*\* Dec. 21, 2010**

(54) **HAND PIECE FOR ULTRASOUND THERAPY HEAD**

(75) Inventors: **Jeffrey William Ladwig**, Seattle, WA (US); **Joshua Kornfeld**, Seattle, WA (US); **Jared Randall**, Seattle, WA (US); **Austin R. Porter**, Seattle, WA (US); **Travis J. Hosler**, Seattle, WA (US)

(73) Assignee: **Medicis Technologies Corporation**, Bothell, WA (US)

(\*\*) Term: **14 Years**

(21) Appl. No.: **29/363,081**

(22) Filed: **Jun. 4, 2010**

(51) **LOC (9) Cl.** ..... **24-02**

(52) **U.S. Cl.** ..... **D24/187**

(58) **Field of Classification Search** ..... D24/107, D24/141, 158, 164, 165, 167, 170, 186-187, D24/231; D10/57, 60, 78, 80; 600/407, 600/461, 459; 378/98.7, 98.8, 189  
See application file for complete search history.

(56) **References Cited**

**U.S. PATENT DOCUMENTS**

D245,513 S *	8/1977	Kopel	.....	D24/187
D316,376 S *	4/1991	Dubut	.....	D10/80
D319,793 S *	9/1991	Dubut	.....	D10/60
D328,495 S *	8/1992	Ungari	.....	D24/187
D369,307 S *	4/1996	Imling et al.	.....	D10/78
D387,867 S *	12/1997	Henderson et al.	.....	D24/187
D389,918 S *	1/1998	Ninomiya et al.	.....	D24/186
D389,919 S *	1/1998	Ninomiya et al.	.....	D24/186
D390,959 S *	2/1998	Mesaros et al.	.....	D24/186
D392,044 S *	3/1998	Mesaros et al.	.....	D24/186
D403,421 S *	12/1998	Cody et al.	.....	D24/187
5,897,503 A *	4/1999	Lyon et al.	.....	600/459
D418,226 S *	12/1999	Cody et al.	.....	D24/187

D425,980 S *	5/2000	Last et al.	.....	D24/107
D462,446 S *	9/2002	Felix et al.	.....	D24/187
D467,002 S *	12/2002	Felix et al.	.....	D24/187
D544,606 S *	6/2007	Hasegawa et al.	.....	D24/186
D545,433 S *	6/2007	Messerly et al.	.....	D24/158
D546,460 S *	7/2007	Hasegawa	.....	D24/186
D547,871 S *	7/2007	Watson et al.	.....	D24/186
D550,365 S *	9/2007	Kitayama	.....	D24/186
D555,252 S *	11/2007	Kitayama et al.	.....	D24/186
D596,299 S *	7/2009	Han et al.	.....	D24/186
D596,300 S *	7/2009	Han et al.	.....	D24/186
D598,108 S *	8/2009	Hasegawa	.....	D24/186
D609,352 S *	2/2010	Kitayama	.....	D24/186
D622,401 S *	8/2010	Suzuki	.....	D24/187

\* cited by examiner

*Primary Examiner*—T. Chase Nelson

*Assistant Examiner*—Mark Cavanna

(74) *Attorney, Agent, or Firm*—Townsend and Townsend and Crew LLP

(57) **CLAIM**

The ornamental design for hand piece for ultrasound therapy head, as shown and described.

**DESCRIPTION**

FIG. 1 is a front perspective view of a hand piece for ultrasound therapy head showing my new design;

FIG. 2 is a rear perspective view;

FIG. 3 is a front elevational view;

FIG. 4 is a rear elevational view;

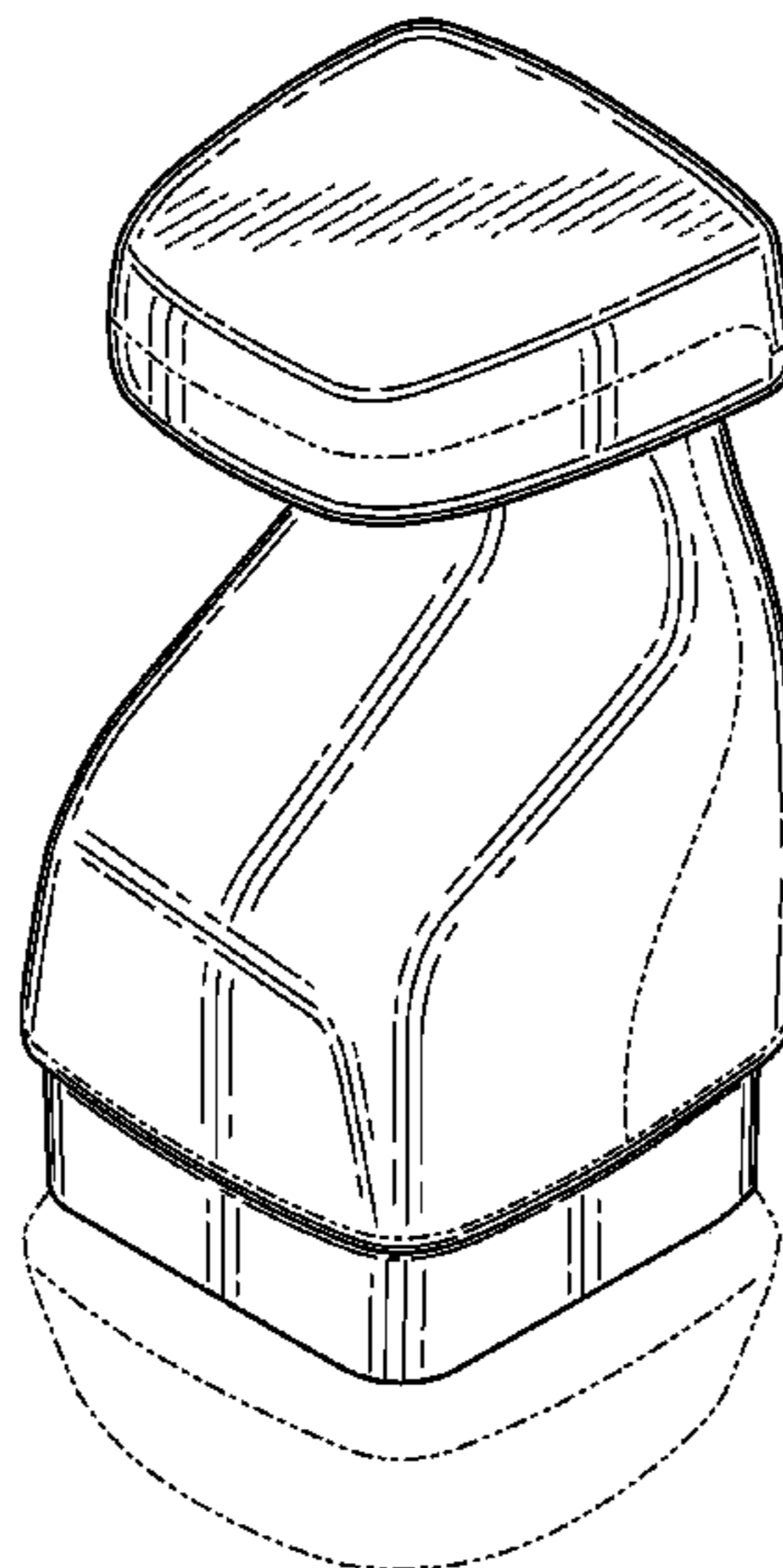
FIG. 5 is a right elevational view;

FIG. 6 is a left elevational view; and,

FIG. 7 is a top plan view.

The broken line showing is for illustrative purposes only and forms no part of the claimed design.

**1 Claim, 5 Drawing Sheets**



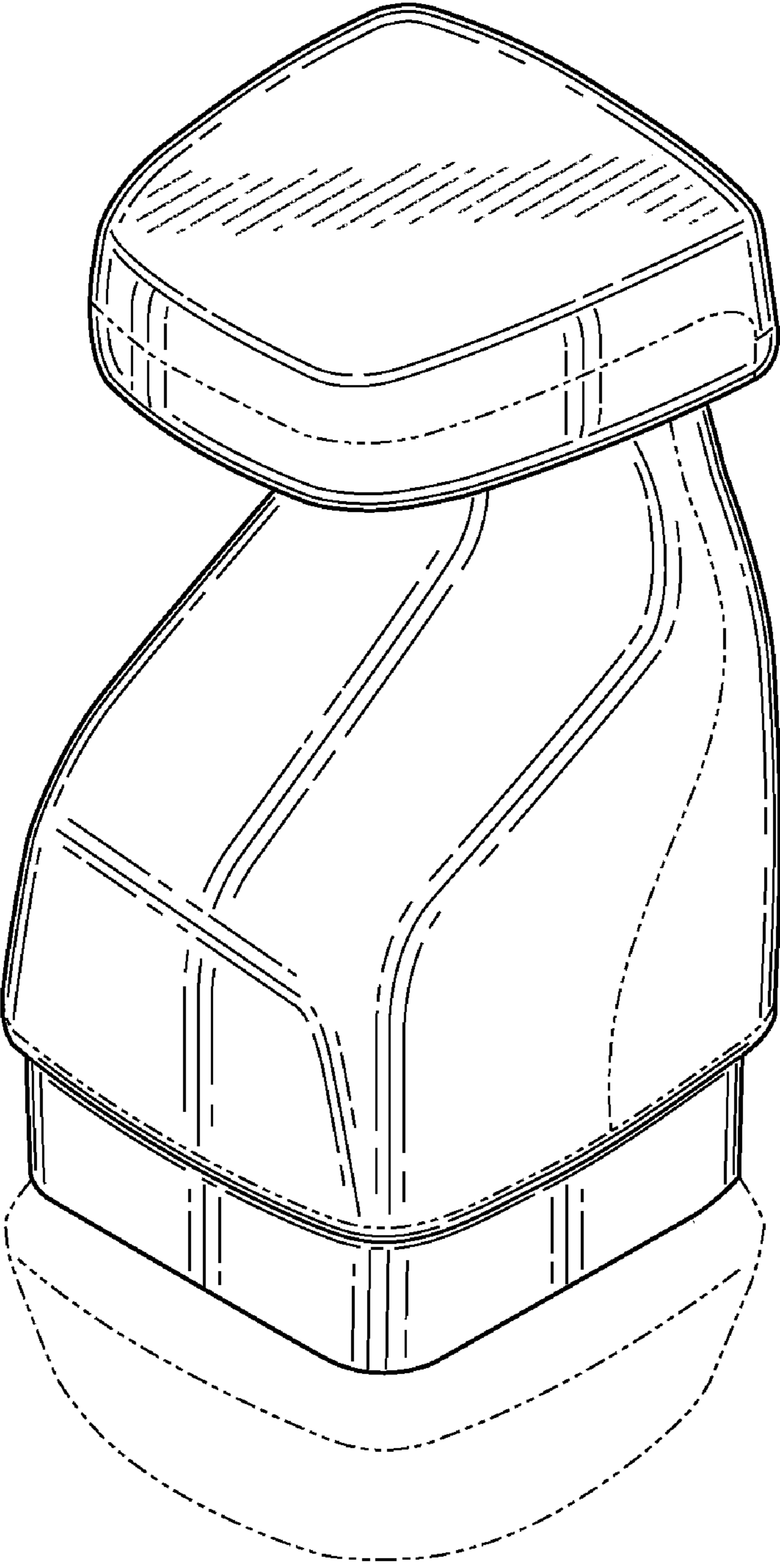


FIG. 1

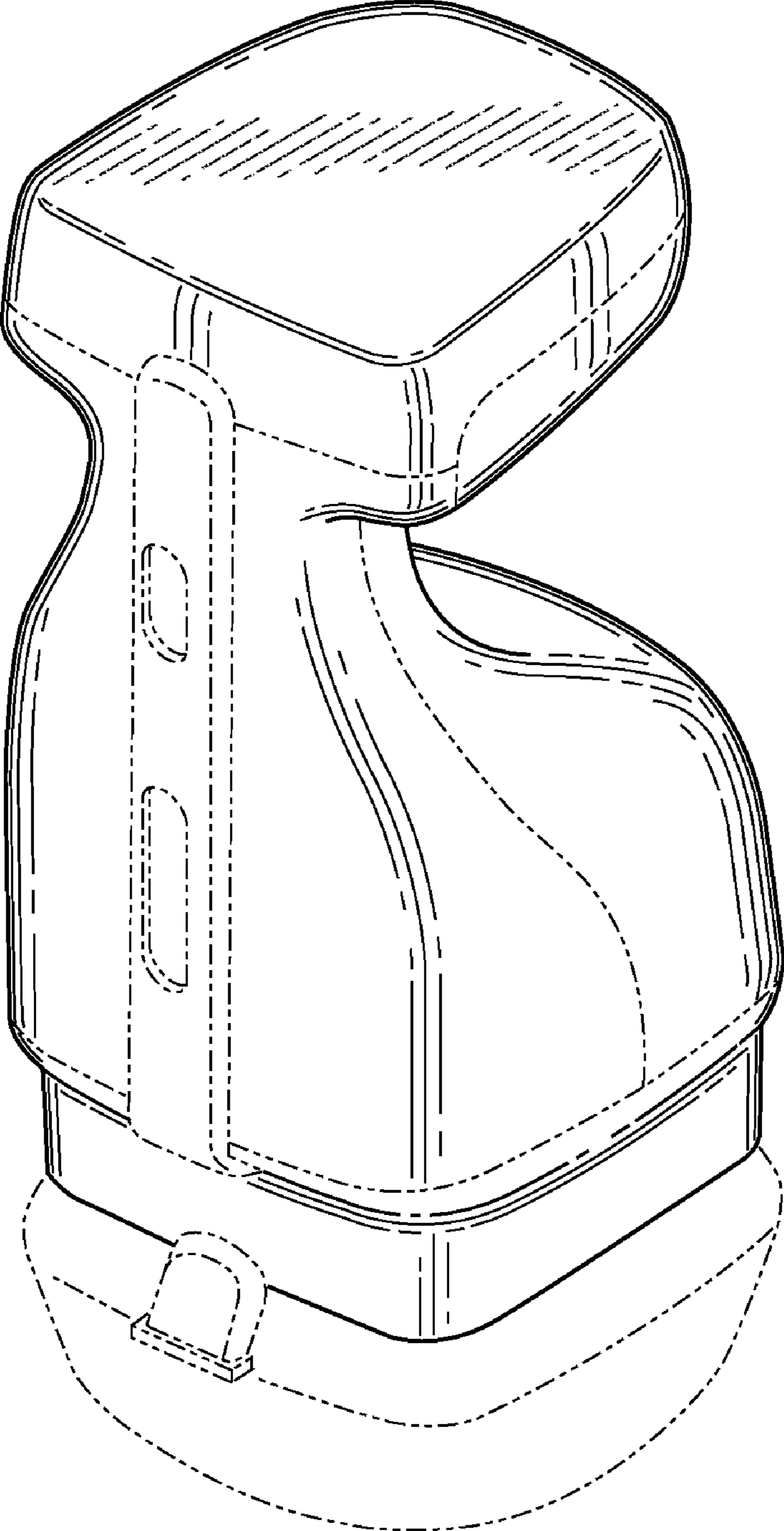


FIG. 2

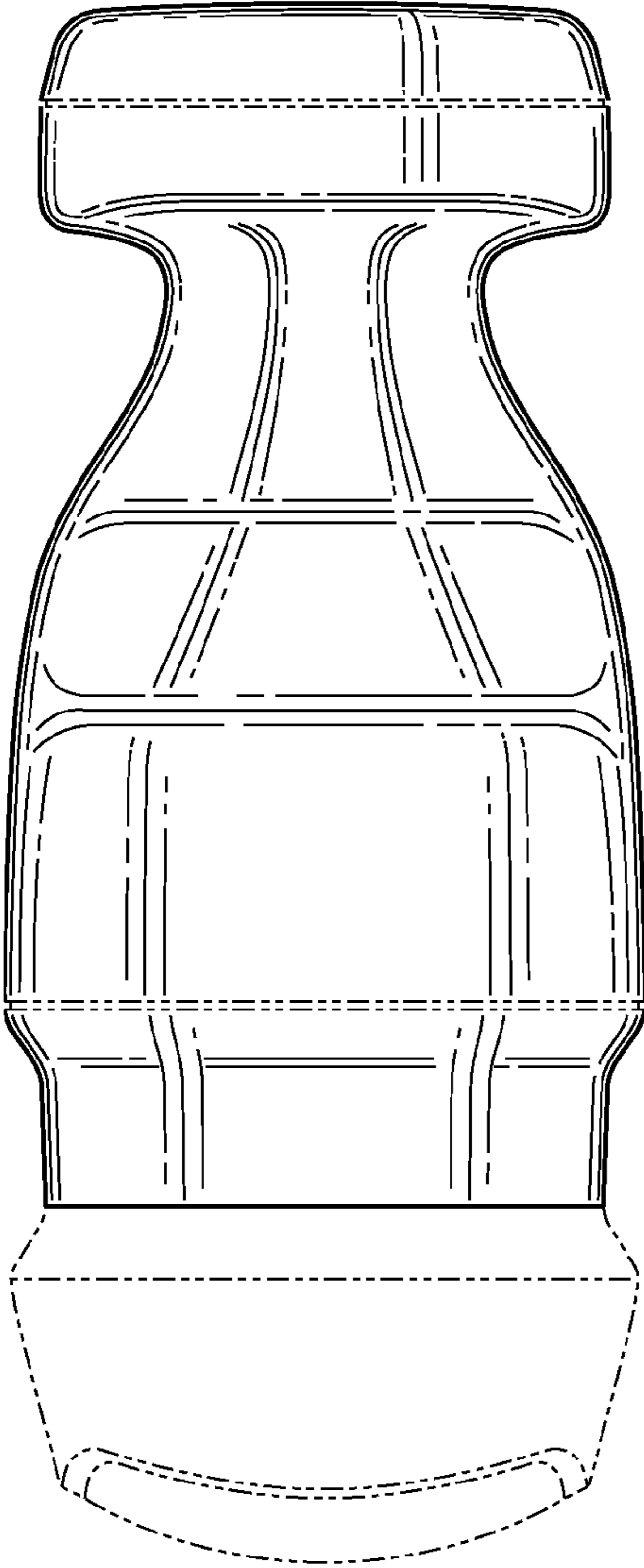


FIG. 3

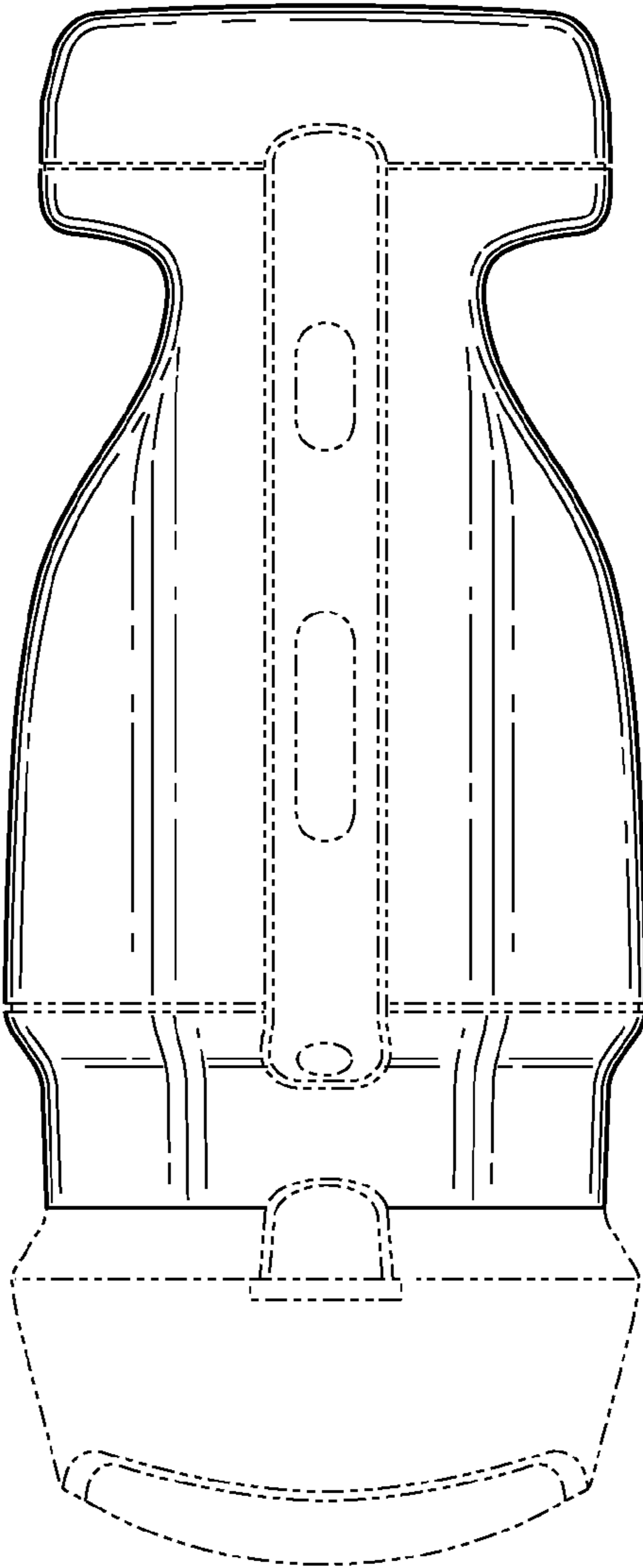


FIG. 4

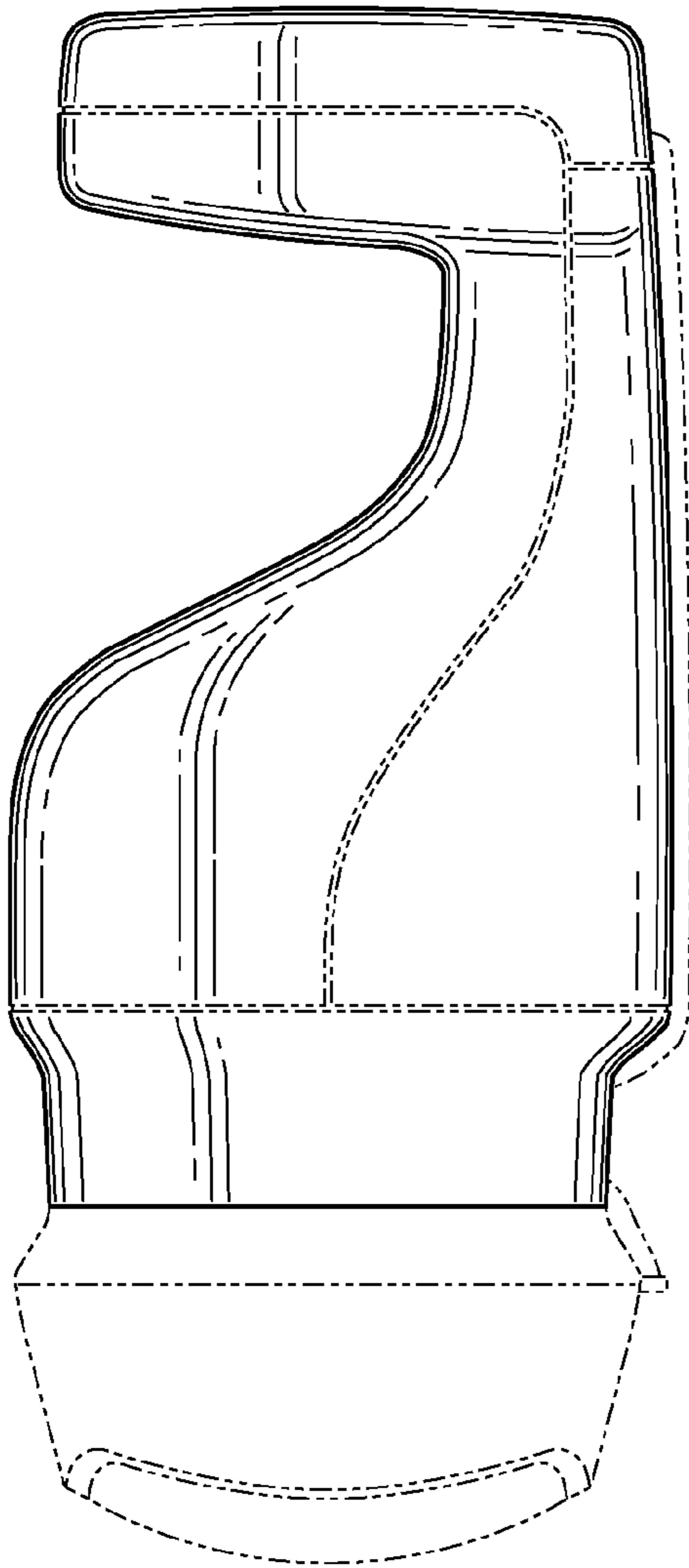


FIG. 5

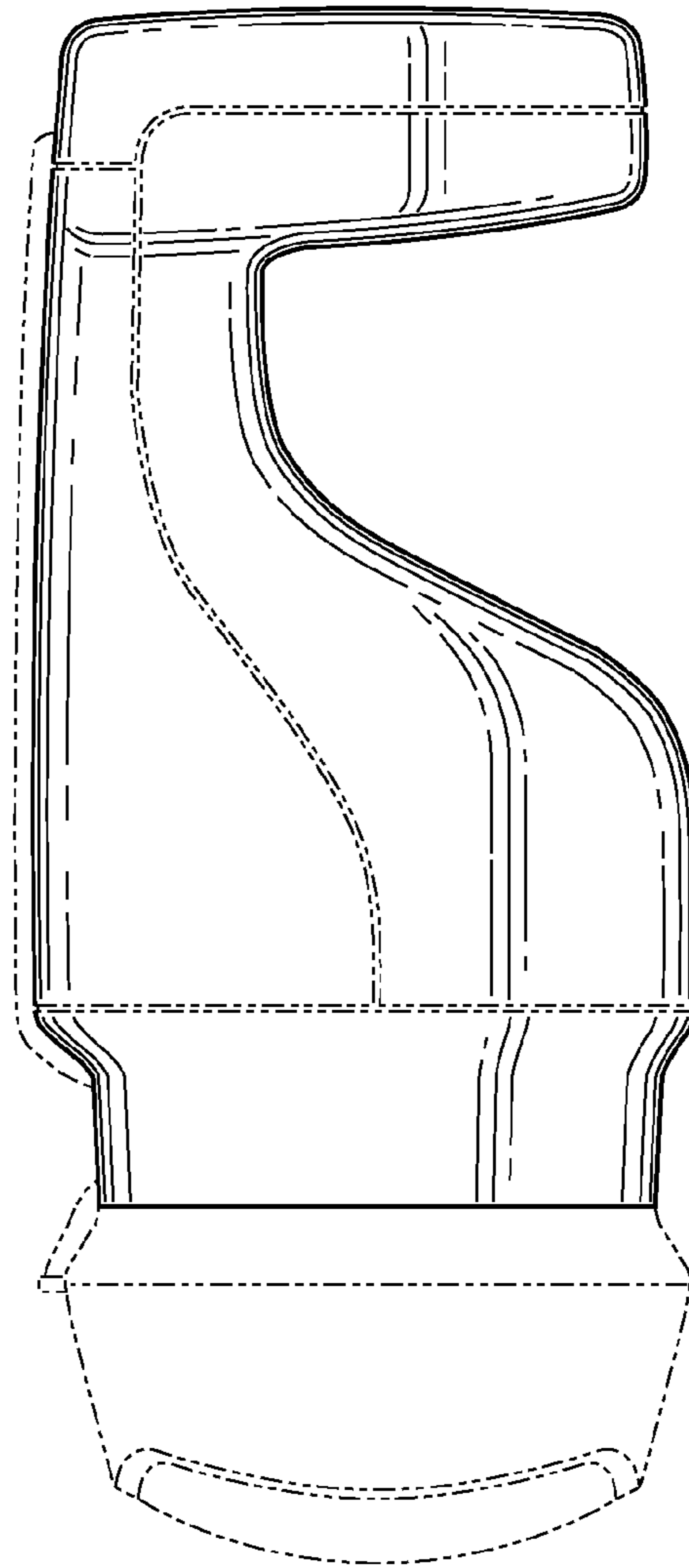


FIG. 6

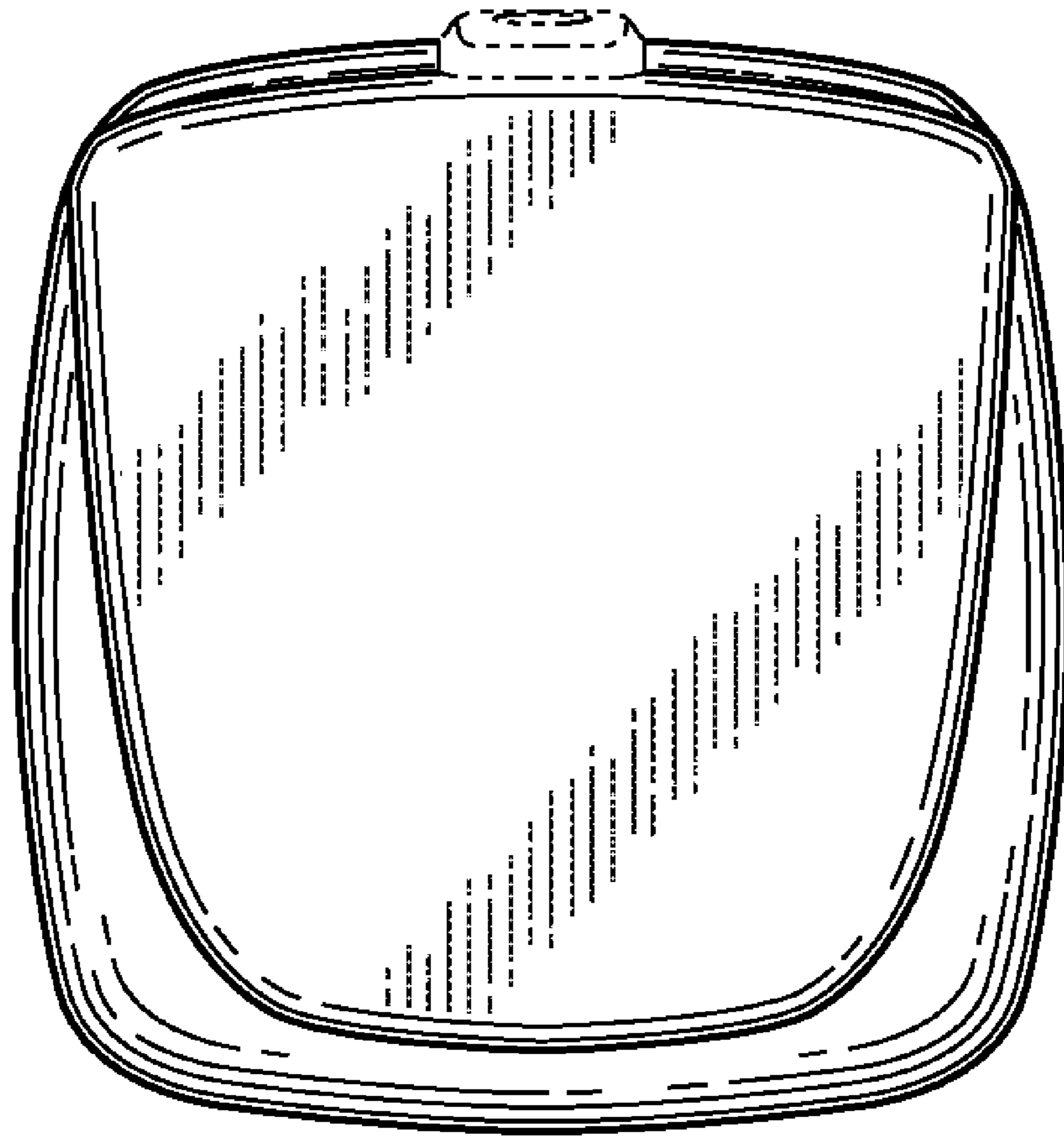


FIG. 7