



US00D629523S

(12) **United States Design Patent**
Porter et al.

(10) **Patent No.:** **US D629,523 S**

(45) **Date of Patent:** **** Dec. 21, 2010**

(54) **ULTRASOUND THERAPY BASE UNIT**

(75) Inventors: **Austin R. Porter**, Seattle, WA (US);
Travis J. Hosler, Seattle, WA (US);
Jeffrey William Ladwig, Seattle, WA
(US); **Joshua Kornfeld**, Seattle, WA
(US); **Jared Randall**, Seattle, WA (US)

(73) Assignee: **Medicis Technologies Corporation**,
Bothell, WA (US)

(**) Term: **14 Years**

(21) Appl. No.: **29/363,089**

(22) Filed: **Jun. 4, 2010**

(51) **LOC (9) Cl.** **24-01**

(52) **U.S. Cl.** **D24/185**

(58) **Field of Classification Search** D24/164,
D24/169, 172, 176, 185-186, 234, 167, 158,
D24/144; D34/12-27; D6/436, 460, 396;
600/368, 372, 481, 529, 544, 554; 280/47.18,
280/47.26, 47.34, 47.35; D14/138; D13/163

See application file for complete search history.

(56) **References Cited**

U.S. PATENT DOCUMENTS

D338,272 S *	8/1993	Cunagin et al.	D24/167
D389,917 S *	1/1998	Hornback et al.	D24/186
D406,894 S *	3/1999	Menhennett et al.	D24/169
D412,748 S *	8/1999	Nabarro	D24/158
D430,867 S *	9/2000	Smith et al.	D14/308
D446,861 S *	8/2001	Meziere et al.	D24/169
D467,001 S *	12/2002	Buczek et al.	D24/172
D468,420 S *	1/2003	Bolmsjo	D24/144
D484,982 S *	1/2004	Cruz et al.	D24/186

D535,453 S *	1/2007	Japuntich et al.	D34/27
D544,962 S *	6/2007	Diener et al.	D24/186
D548,918 S *	8/2007	Nussberger et al.	D34/17
D550,362 S *	9/2007	Olivera et al.	D24/185
D552,740 S *	10/2007	Park	D24/186
D561,342 S *	2/2008	Zimmer	D24/185
D568,258 S *	5/2008	Adam	D13/163
D571,921 S *	6/2008	West et al.	D24/185
D572,366 S *	7/2008	West et al.	D24/185
D596,420 S *	7/2009	Yoshida	D6/396
D598,107 S *	8/2009	West et al.	D24/185
D613,866 S *	4/2010	Tanaka et al.	D24/185

* cited by examiner

Primary Examiner—T. Chase Nelson

Assistant Examiner—Mark Cavanna

(74) *Attorney, Agent, or Firm*—Townsend and Townsend and
Crew LLP

(57) **CLAIM**

The ornamental design for ultrasound therapy base unit, as
shown and described.

DESCRIPTION

FIG. 1 is a front perspective view of a ultrasound therapy base
unit showing our new design;

FIG. 2 is a front elevational view;

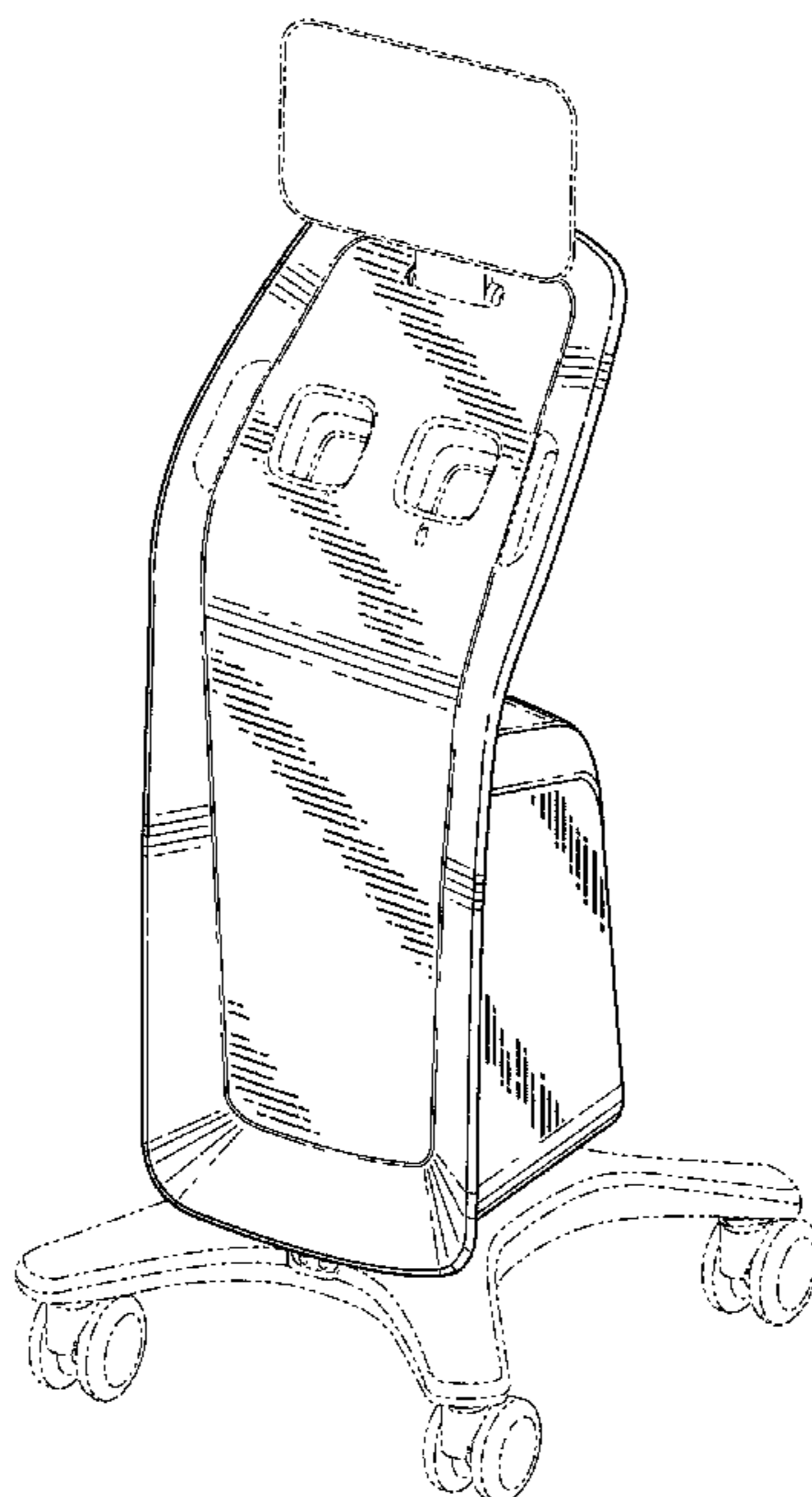
FIG. 3 is a rear elevational view;

FIG. 4 is a right elevational view, the left elevational view
being a mirror thereof; and,

FIG. 5 is a top plan view.

The broken line showing is for illustrative purposes only and
forms no part of the claimed design.

1 Claim, 5 Drawing Sheets



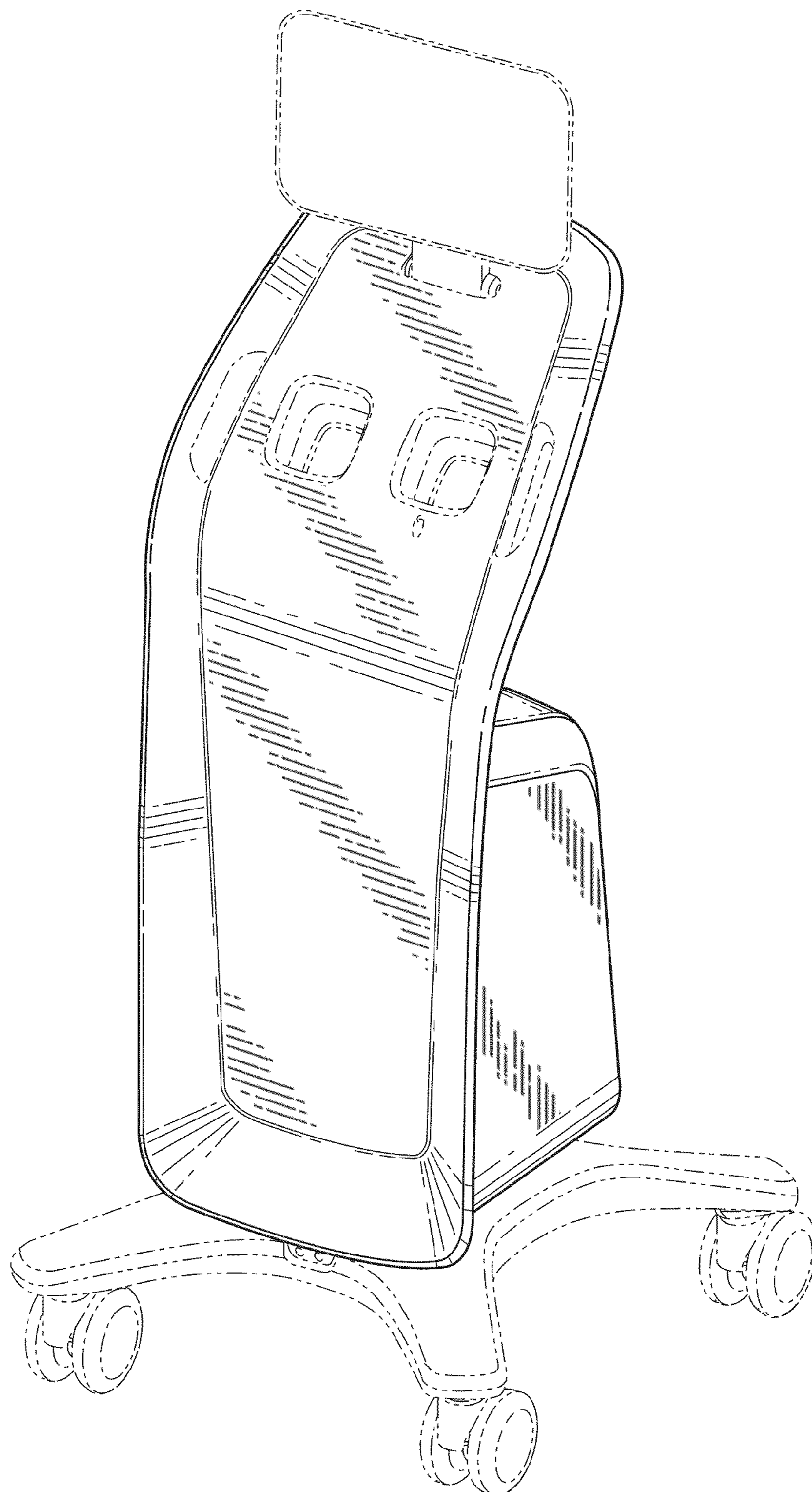


FIG. 1

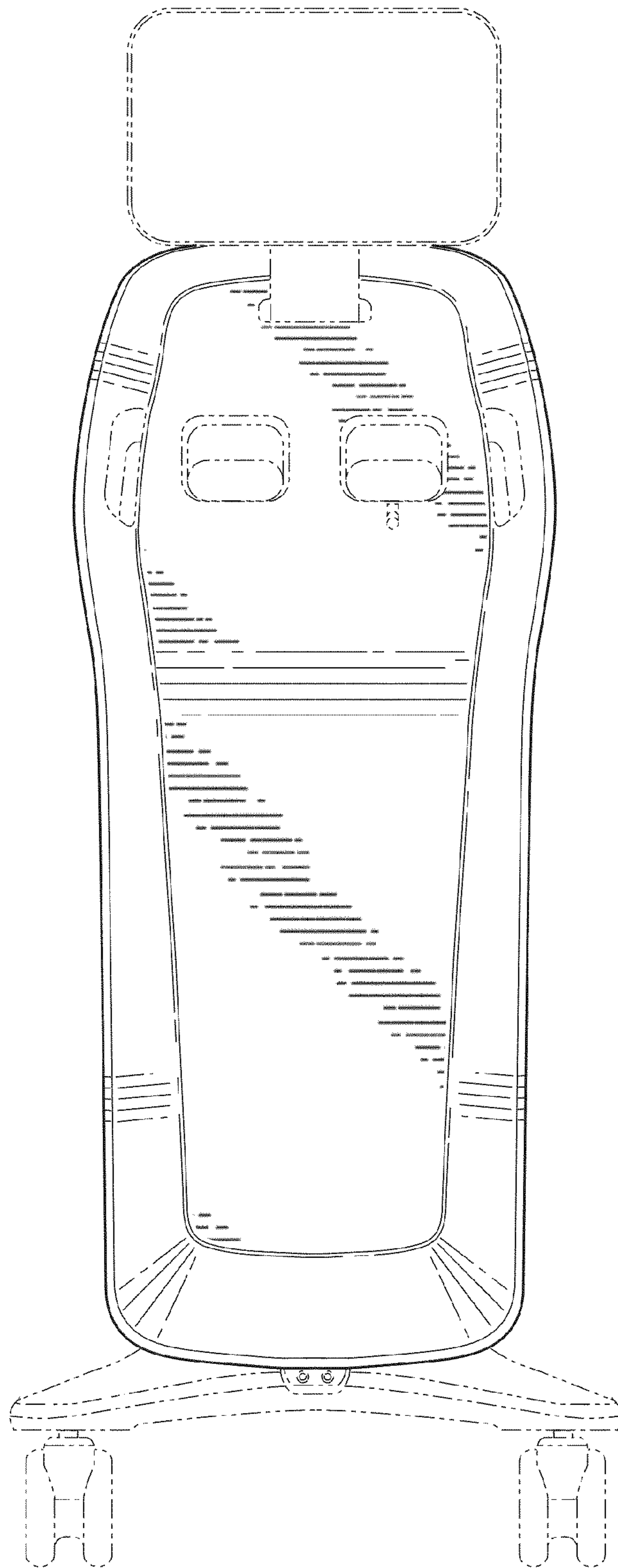


FIG. 2

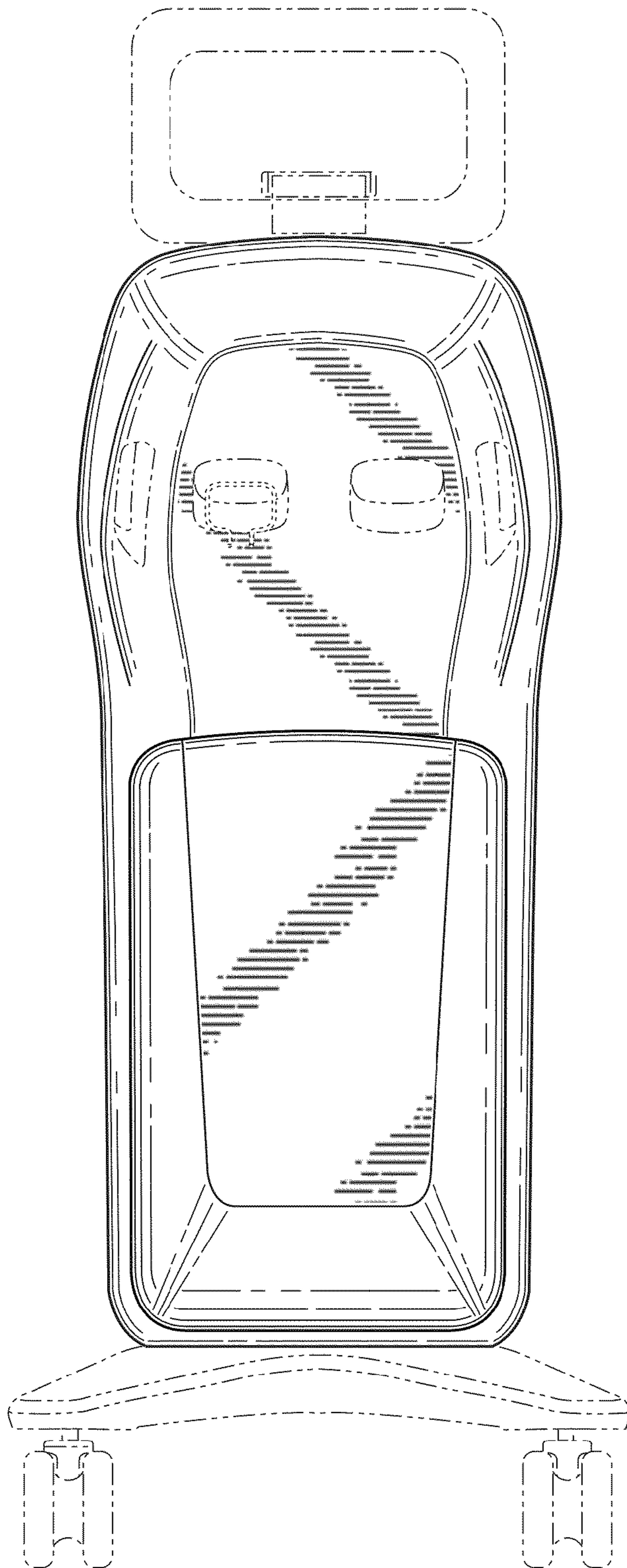


FIG. 3

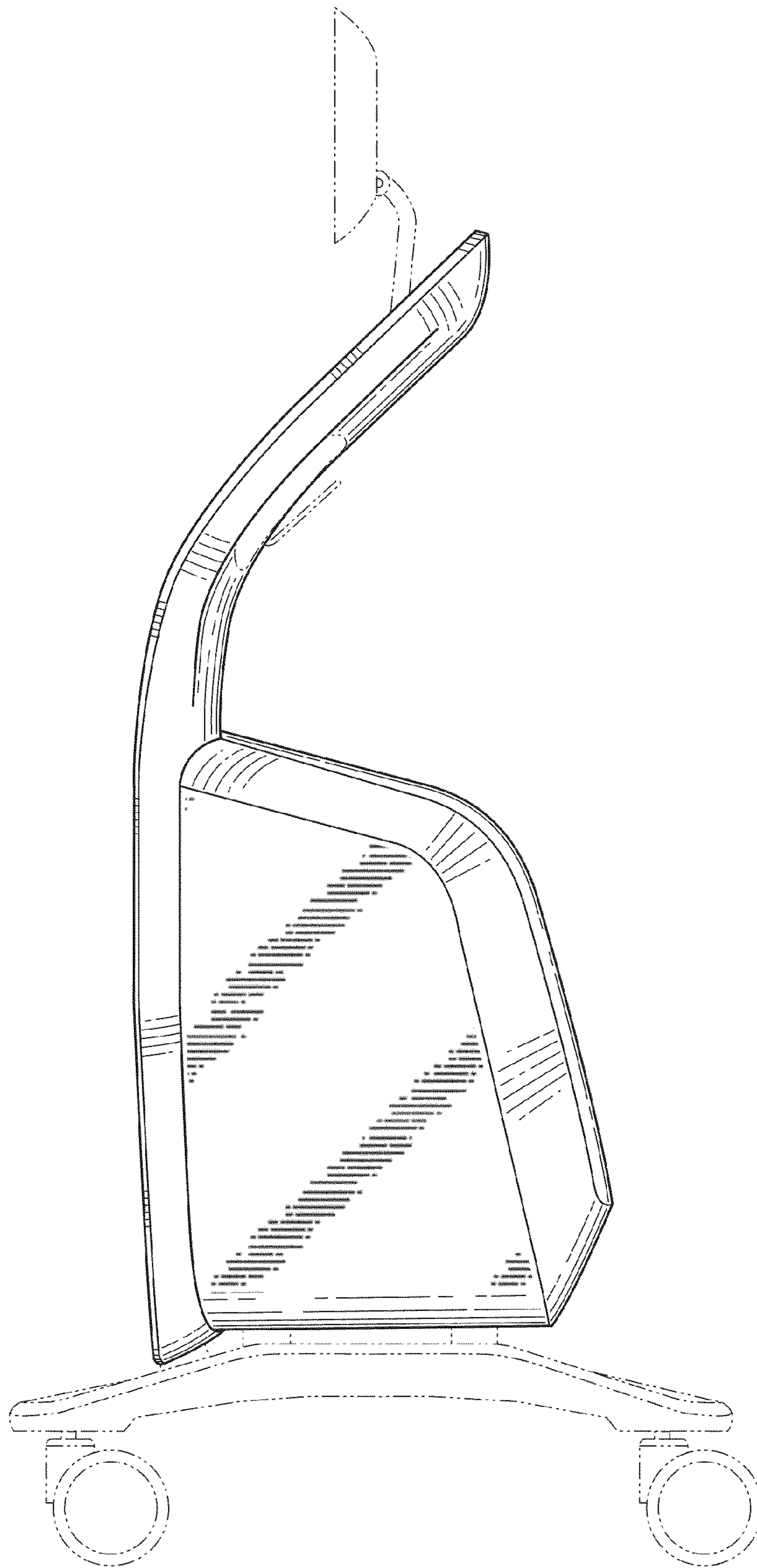


FIG. 4

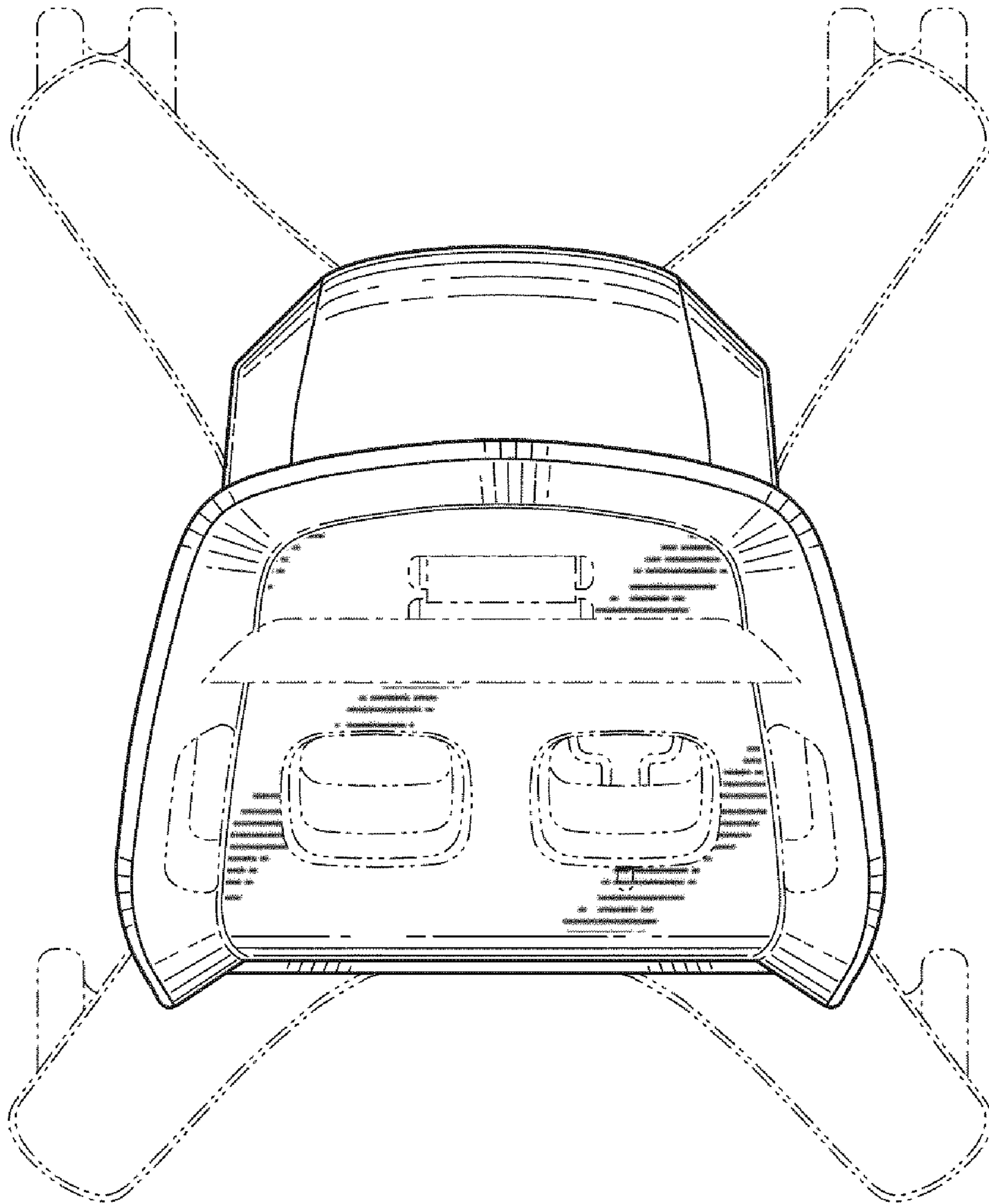


FIG. 5