



US00D629509S

(12) **United States Design Patent**
Julian et al.

(10) **Patent No.:** **US D629,509 S**

(45) **Date of Patent:** **** *Dec. 21, 2010**

(54) **AUTOMATIC INJECTION DEVICE**

DESCRIPTION

(75) Inventors: **Joseph F. Julian**, Libertyville, IL (US);
Steven Rolfe, Bischester (GB)

(73) Assignee: **Abbott Biotechnology Ltd.**, Hamilton
(BM)

(**) Term: **14 Years**

(21) Appl. No.: **29/265,646**

(22) Filed: **Sep. 6, 2006**

(51) **LOC (9) Cl.** **24-02**

(52) **U.S. Cl.** **D24/113**

(58) **Field of Classification Search** D24/114,
D24/113, 133, 112, 130, 147; 604/232, 187,
604/163, 207, 208, 227, 229, 132, 22, 19;
606/181, 185

See application file for complete search history.

(56) **References Cited**

U.S. PATENT DOCUMENTS

4,637,403 A * 1/1987 Garcia et al. D24/147

(Continued)

FOREIGN PATENT DOCUMENTS

WO WO-2006/000785 A1 1/2006

(Continued)

OTHER PUBLICATIONS

U.S. Appl. No. 29/265,691, filed Sep. 6, 2006.

(Continued)

Primary Examiner—David G Muller

(57) **CLAIM**

The ornamental design for an automatic injection device, as shown and described.

The patent or application file contains at least one drawing executed in color. Copies of this patent or patent application publication with color drawing(s) will be provided by the Office upon request and payment of the necessary fee.

FIG. 1 is a perspective view of the design with a top removable cap covering an activator button and a bottom removable cap covering an injection opening in covering positions;

FIG. 2 is a front view of the design with the removable caps for the activator button and injection opening in covering positions;

FIG. 3 is a rear view of the design with the removable caps for the activator button and injection opening in covering positions;

FIG. 4 is a right side view of the design. The left side view is a mirror image of the right side, with the exception of the numbers “1” and “2”, with are not symmetric;

FIG. 5 is a bottom view of the design with the bottom removable cap in place;

FIG. 6 is a top view of the design, illustrating the activator button;

FIG. 7 is a front view of the design, with the removable caps in place after an injection, in which the color of the window after injection forms part of the design;


FIG. 8 is a front view of the design with a top removable cap covering an activator button removed and a bottom removable cap covering an injection opening removed; and,

FIG. 9 is a front view of the design, with the removable caps removed, after an injection, in which the color of the window after the injection forms part of the design.

The colors shown in the design form part of the claimed design. The portions of the device shown in broken lines and portions of the device not shown form no part of the claimed design.

The broken line showing of parts of the drawings is included for the purpose of illustrating use and environment and forms no part of the claimed design.

1 Claim, 7 Drawing Sheets
(7 of 7 Drawing Sheet(s) Filed in Color)



US D629,509 S

Page 2

U.S. PATENT DOCUMENTS

D322,479 S * 12/1991 Miyaguchi D24/147
D343,897 S * 2/1994 Rand et al. D24/112
D346,219 S * 4/1994 Fardigh D24/133
5,378,233 A * 1/1995 Haber et al. D24/112
5,645,534 A * 7/1997 Chanoch 604/187
5,744,360 A * 4/1998 Hu et al. 604/22
5,993,421 A * 11/1999 Kriesel 604/132
6,221,044 B1 * 4/2001 Greco 604/232
6,277,099 B1 * 8/2001 Stowe et al. 604/207
D461,555 S * 8/2002 Binet et al. D24/114
D494,270 S * 8/2004 Reschke D24/133
D518,175 S * 3/2006 Hardin et al. D24/133

2002/0002344 A1* 1/2002 Douglas et al. 606/181
2002/0169408 A1* 11/2002 Beretta et al. 604/19
2006/0047250 A1* 3/2006 Hickingbotham et al. ... 604/187
2006/0167413 A1 7/2006 Marhsall et al.
2007/0161960 A1* 7/2007 Chen et al. 604/187

FOREIGN PATENT DOCUMENTS

WO WO-2008/0005315 A2 1/2008

OTHER PUBLICATIONS

“Abbott Receives FDA Approval for New Humira® Delivery Device,” Press Release (Jun. 26, 2006).

* cited by examiner




Fig. 1




Fig. 2




Fig. 3

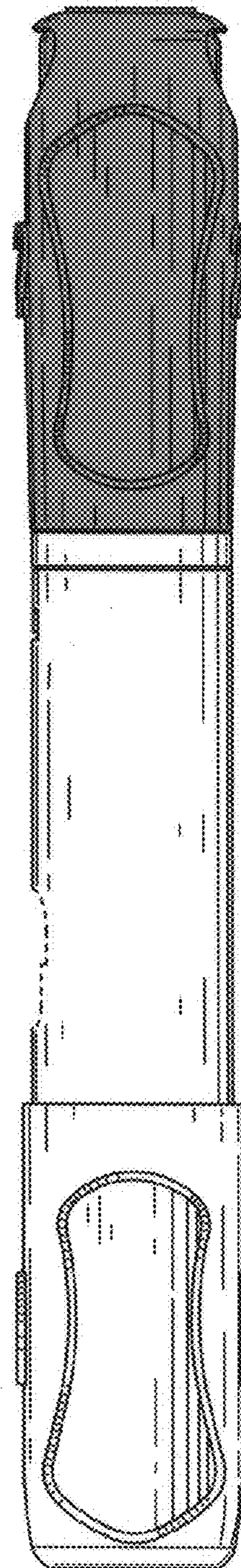


Fig. 4

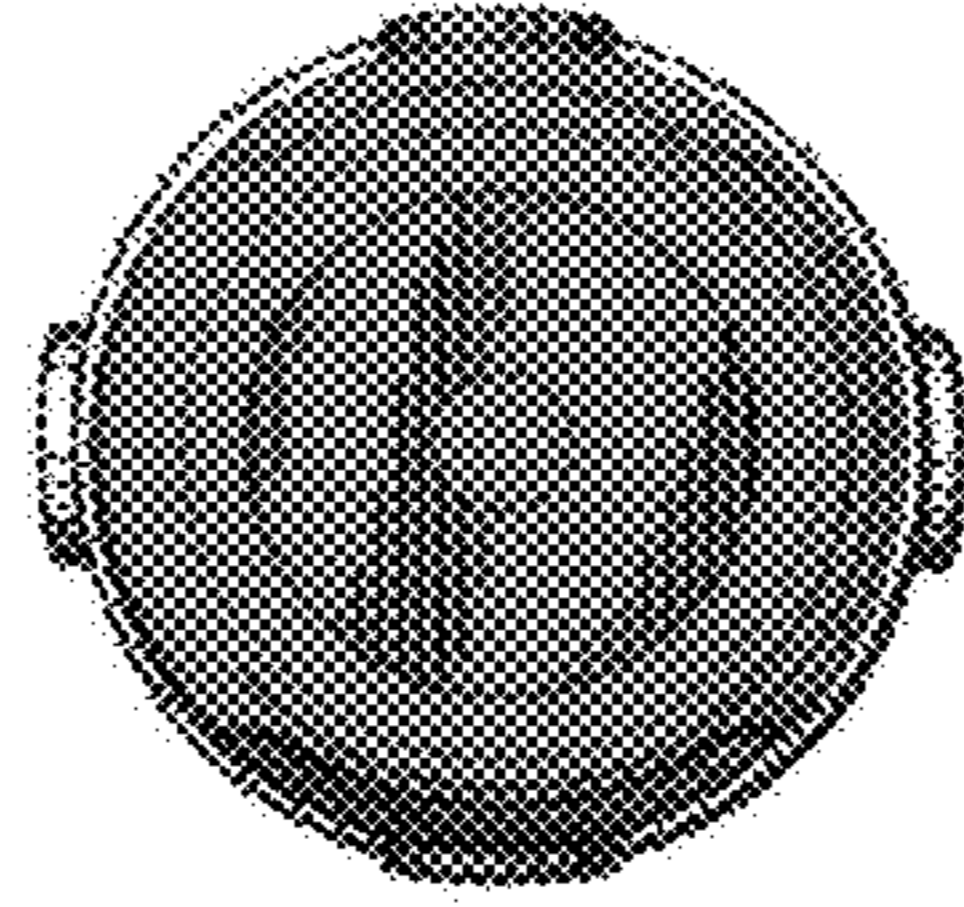


Fig. 5

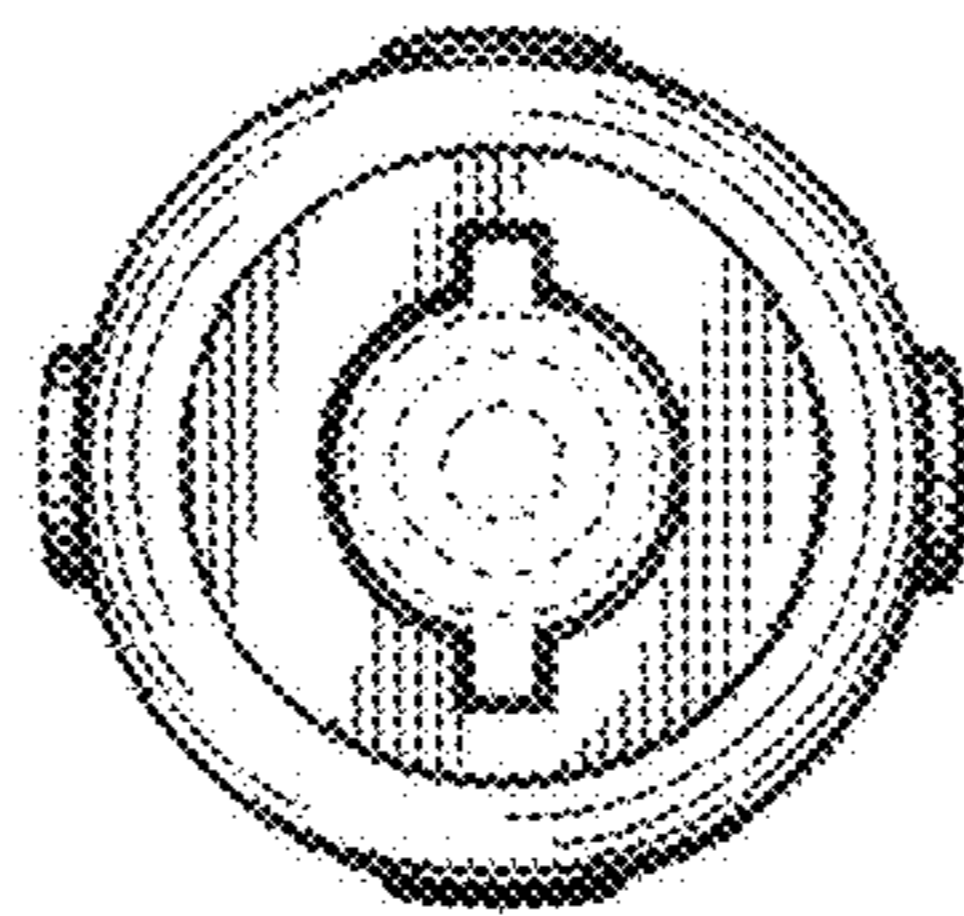


Fig. 6




Fig. 7



Fig. 8




Fig. 9