



US00D629503S

(12) **United States Design Patent**  
**Caffey et al.**

(10) **Patent No.:** **US D629,503 S**  
(45) **Date of Patent:** **\*\* Dec. 21, 2010**

(54) **IMPLANTABLE DRUG-DELIVERY PUMP**

(76) Inventors: **Sean Caffey**, 319 30th St., Manhattan Beach, CA (US) 90266; **Fukang Jiang**, 1712 S. 6th Ave., Arcadia, CA (US) 91006; **Changlin Pang**, 107 S. Holliston Ave., Apt. 309, Pasadena, CA (US) 91106; **Jason Shih**, 20420 Via Cadiz, Yorba Linda, CA (US) 92886; **Jeffrey Brennan**, 3351 Moore St., Los Angeles, CA (US) 90066; **Raymond Peck**, 4334 Raynol St., Los Angeles, CA (US) 90032; **Michelle Journey**, 4423 Dorchester Pl., Carlsbad, CA (US) 92010

(\*\*) Term: **14 Years**

(21) Appl. No.: **29/343,629**

(22) Filed: **Sep. 16, 2009**

**Related U.S. Application Data**

(63) Continuation-in-part of application No. 12/463,251, filed on May 8, 2009, which is a continuation-in-part of application No. 12/463,254, filed on May 8, 2009, which is a continuation-in-part of application No. 12/463,255, filed on May 8, 2009, which is a continuation-in-part of application No. 12/463,258, filed on May 8, 2009.

(51) **LOC (9) Cl.** ..... **24-01**

(52) **U.S. Cl.** ..... **D24/108**

(58) **Field of Classification Search** ..... D24/107-108, D24/111, 115, 117, 155; 128/DIG. 12, DIG. 26; 604/19, 48, 65, 93.01, 140-141, 174, 131-133, 604/151, 152, 154, 175, 288.01-288.04, 604/891.1, 892.1

See application file for complete search history.

(56) **References Cited**

**U.S. PATENT DOCUMENTS**

3,916,899 A 11/1975 Theeuwes et al.

(Continued)

**FOREIGN PATENT DOCUMENTS**

EP 0251680 1/1988

(Continued)

**OTHER PUBLICATIONS**

“Krupin Eye Valve with Scleral Buckle, Krupin Eye Valve With Disk,” Hood Laboratories Catalogue, F 079 Rev. Nov. 1992, 4 pages.

(Continued)

*Primary Examiner*—Freda S Nunn

*Assistant Examiner*—Wan Laymon

(74) *Attorney, Agent, or Firm*—Bingham McCutchen LLP

(57) **CLAIM**

The ornamental design for an implantable drug-delivery pump, substantially as shown and described.

**DESCRIPTION**

FIG. 1 is a perspective view of an implantable drug-delivery pump incorporating our design;

FIG. 2 is a rear elevation view of the implantable drug-delivery pump;

FIG. 3 is a front elevation view of the implantable drug-delivery pump;

FIG. 4 is a left-side elevation view of the implantable drug-delivery pump;

FIG. 5 is a right-side elevation view of the implantable drug-delivery pump;

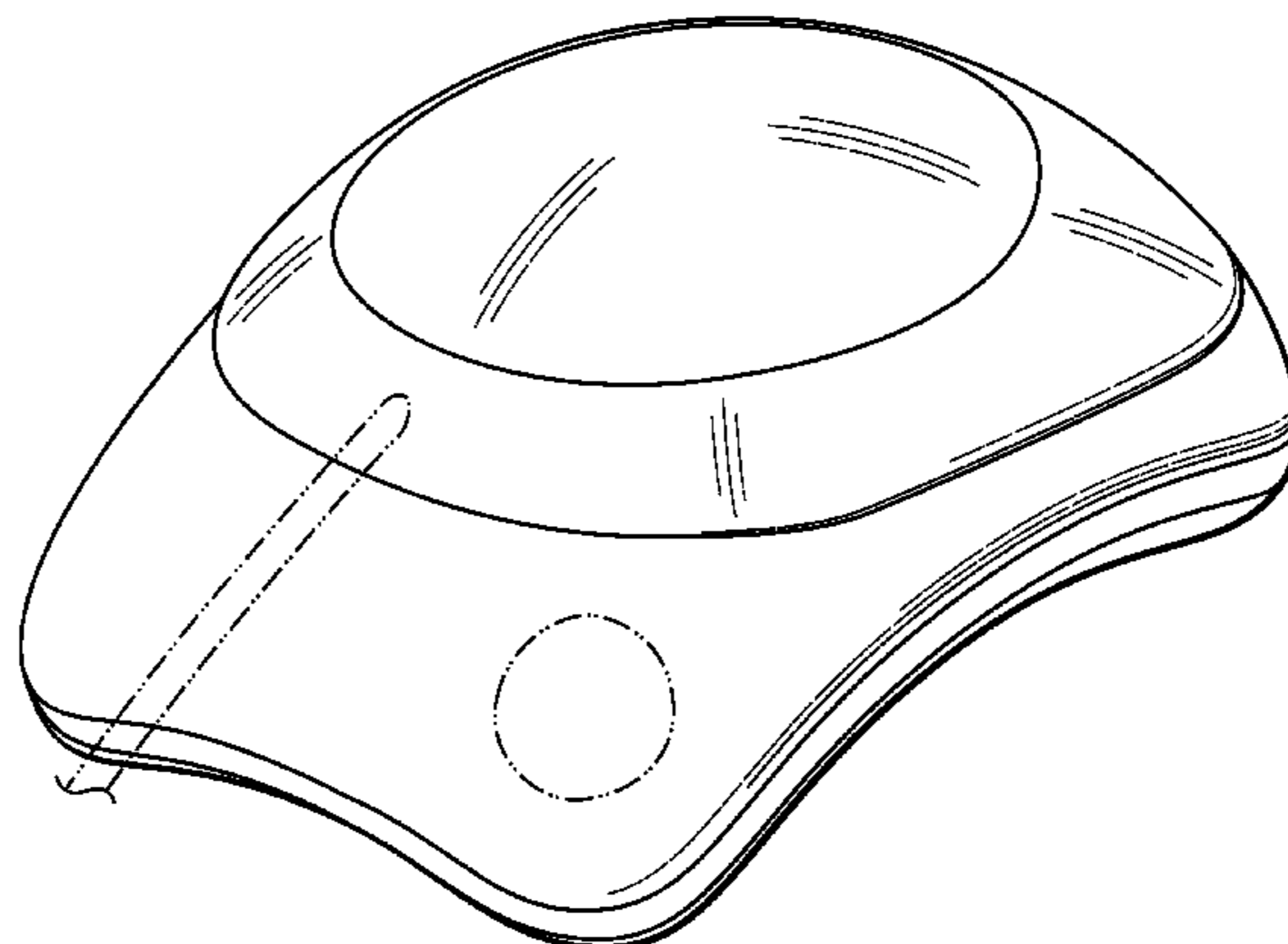
FIG. 6 is a top view of the implantable drug-delivery pump; and,

FIG. 7 is a bottom view of the implantable drug-delivery pump.

The dash-dot-dot forming a circular shape in FIGS. 1, 3, 5 and 6, the even dash lines in FIG. 7 adjacent to the shaded areas represent the boundaries of the claimed design.

The dash-dot-dot lines in FIGS. 1 and 3-7 illustrate the portions of the implantable drug-delivery pump that form no part of the claimed. None of the broken lines form any part of the claimed design.

**1 Claim, 6 Drawing Sheets**



U.S. PATENT DOCUMENTS

3,977,404 A 8/1976 Theeuwes  
 4,543,088 A 9/1985 Bootman et al.  
 4,553,973 A 11/1985 Edgren  
 4,738,657 A 4/1988 Hancock et al.  
 4,751,926 A 6/1988 Sasaki  
 4,760,837 A 8/1988 Petit  
 4,781,675 A 11/1988 White  
 4,781,680 A \* 11/1988 Redmond et al. .... 604/288.02  
 4,781,695 A 11/1988 Dalton  
 4,838,887 A 6/1989 Idriss  
 4,929,236 A \* 5/1990 Sampson ..... 604/175  
 5,135,499 A 8/1992 Tafani et al.  
 5,171,213 A 12/1992 Price, Jr.  
 5,178,604 A 1/1993 Baerveldt et al.  
 D337,637 S \* 7/1993 Tucker ..... D24/111  
 5,462,739 A 10/1995 Dan et al.  
 5,476,445 A 12/1995 Baerveldt et al.  
 5,704,520 A 1/1998 Gross et al.  
 5,725,017 A 3/1998 Elsberry et al.  
 5,725,493 A 3/1998 Avery et al.  
 5,824,072 A 10/1998 Wong  
 5,830,173 A 11/1998 Avery et al.  
 5,836,935 A 11/1998 Ashton et al.  
 5,868,697 A 2/1999 Richter et al.  
 6,113,572 A \* 9/2000 Gailey et al. .... 604/93.01  
 6,251,090 B1 6/2001 Avery et al.  
 D445,175 S \* 7/2001 Bertheas ..... D24/108  
 6,290,677 B1 \* 9/2001 Arai et al. .... 604/93.01  
 6,375,972 B1 4/2002 Guo et al.  
 6,520,936 B1 2/2003 Mann  
 6,713,081 B2 3/2004 Robinson et al.  
 6,852,106 B2 2/2005 Watson et al.  
 7,276,050 B2 10/2007 Franklin  
 D613,394 S \* 4/2010 Linden ..... D24/108  
 2002/0188282 A1 12/2002 Greenberg  
 2003/0014036 A1 1/2003 Varner et al.  
 2003/0064088 A1 4/2003 Carvalho et al.  
 2003/0069560 A1 4/2003 Adamis et al.  
 2003/0141618 A1 7/2003 Braithwaite et al.  
 2005/0175708 A1 8/2005 Carrasquillo et al.  
 2006/0167435 A1 7/2006 Adamis et al.  
 2006/0258994 A1 11/2006 Avery  
 2006/0259015 A1 11/2006 Steinbach  
 2007/0021735 A1 1/2007 Bhavaraju et al.  
 2007/0078391 A1 \* 4/2007 Wortley et al. .... 604/288.02  
 2007/0112328 A1 5/2007 Steinbach et al.  
 2007/0123831 A1 \* 5/2007 Haindl et al. .... 604/288.01  
 2007/0255235 A1 11/2007 Olsen et al.  
 2007/0255261 A1 11/2007 Haase  
 2008/0039792 A1 2/2008 Meng et al.  
 2008/0114308 A1 \* 5/2008 di Palma et al. .... 604/288.01  
 2008/0319399 A1 \* 12/2008 Schweikert et al. .... 604/175  
 2009/0192493 A1 7/2009 Meng et al.  
 2009/0240215 A1 9/2009 Humayun et al.  
 2009/0306594 A1 \* 12/2009 Pang et al. .... 604/133  
 2009/0311133 A1 \* 12/2009 Pang et al. .... 422/22  
 2009/0312742 A1 \* 12/2009 Pang et al. .... 604/132  
 2010/0004639 A1 \* 1/2010 Pang et al. .... 604/892.1

2010/0010339 A1\* 1/2010 Smith et al. .... 604/288.01

FOREIGN PATENT DOCUMENTS

FR 2091189 A5 1/1972  
 WO WO-9513838 A1 5/1995  
 WO WO-99/17749 4/1999  
 WO WO-9962576 A1 12/1999  
 WO WO-00/40089 7/2000  
 WO WO-0112158 A1 2/2001  
 WO WO-01/56634 8/2001  
 WO WO-01/66173 9/2001  
 WO WO-0194784 A1 12/2001  
 WO WO-2004/066871 8/2004  
 WO WO-2004073551 A2 9/2004  
 WO WO-2005/046769 5/2005  
 WO WO-2006/014793 2/2006  
 WO WO-2006075016 A1 7/2006  
 WO WO-2007/106557 9/2007

OTHER PUBLICATIONS

“The Optimed Advantage—Glaucoma Pressure Regulator,” Optimed Advertising Brochure, Journal of Glaucoma, vol. 2, No. 3, 1993, 4 pages.  
 Chen et al. “Floating-Disk Parylene Micro Check Valve,” Micro Electro Mechanical Systems, 2007, IEEE 20th International Conference on MEMS, Jan. 21-25, 2007, 4 pages.  
 Chen et al. “Floating-Disk Parylene Microvalve for Self-Regulating Biomedical Flow Controls,” IEEE 21st International Conference on MEMS, 2008, Jan. 13-17, 2008, 4 pages.  
 Chen et al. “Surface-Micromachined Parylene Dual Valves for On-Chip Unpowered Microflow Regulation,” Journal of Microelectromechanical Systems, vol. 16, No. 2, Apr. 2007, pp. 223-231.  
 Eliason et al. “An Ocular Perfusion System,” Invest. Ophthalmol. Vis. Sci., vol. 19, No. 1, Jan. 1980, pp. 102-105.  
 Lo et al. “A Refillable Polymer Drug Delivery Device for Treatment of Ocular Diseases,” The Royal Society of Chemistry, Jan. 1, 2007, 28 pages.  
 Michelson et al. “Experimental Endophthalmitis Treated With an Implantable Osmotic Minipump,” Arch Ophthalmol, vol. 97, Jul. 1979, pp. 1345-1346.  
 Miki, et al. “A Method for Chronic Drug Infusion Into the Eye,” Japanese Journal of Ophthalmology, vol. 28, 1984, pp. 140-146.  
 Sanborn et al. “Sustained-Release Ganciclovir Therapy for Treatment of Cytomegalovirus Retinitis,” Arch Ophthalmol, vol. 110, Feb. 1992; pp. 188-195.  
 Smith et al. “Intravitreal Sustained-Release Ganciclovir,” Arch Ophthalmol, vol. 110, Feb. 1992, pp. 255-258.  
 Xie et al. “An Electrochemical Pumping System for On-Chip Gradient Generation,” Analytical Chemistry, 8 pages. (A-H), 2004.

\* cited by examiner

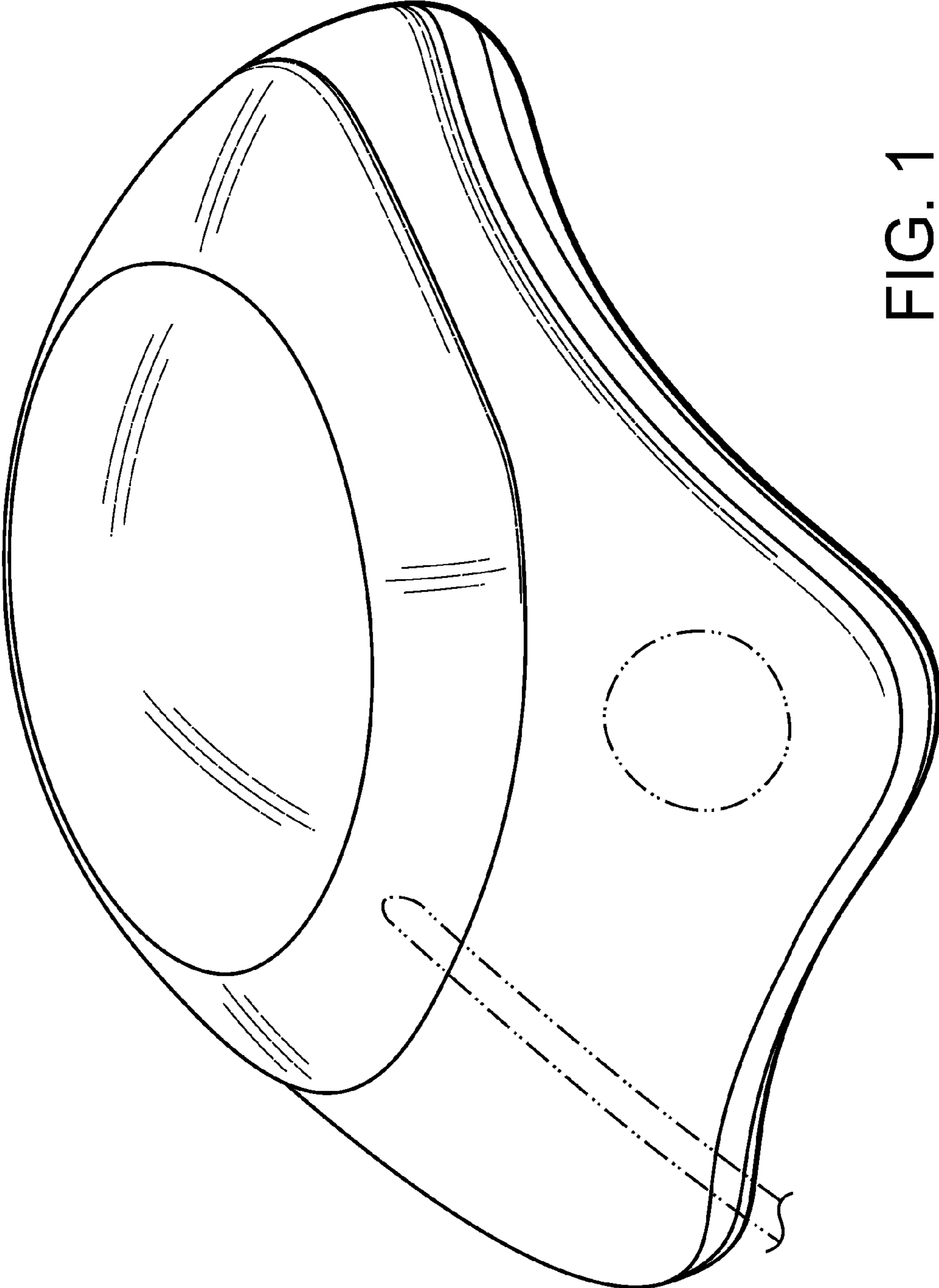


FIG. 1

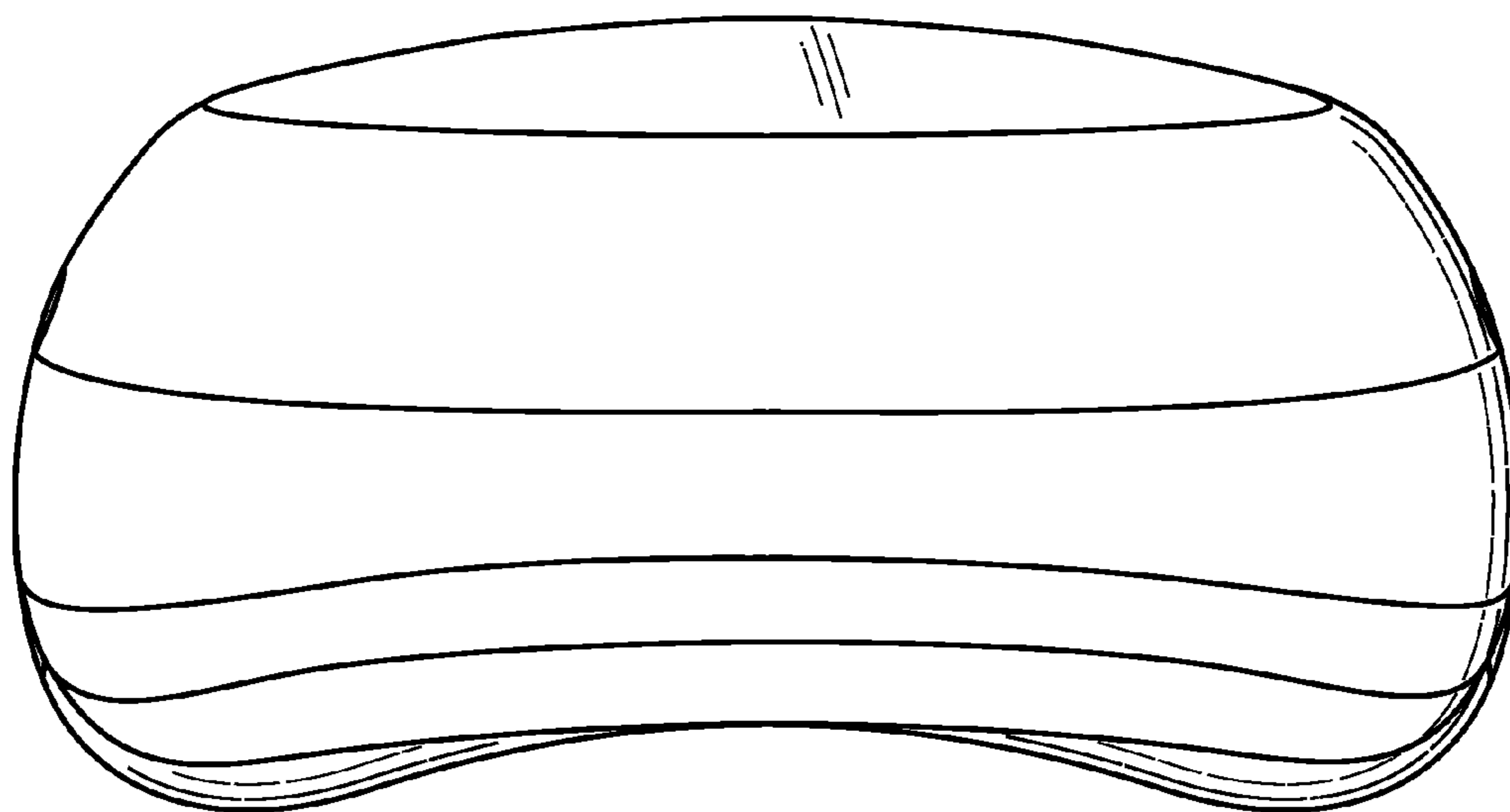


FIG. 2

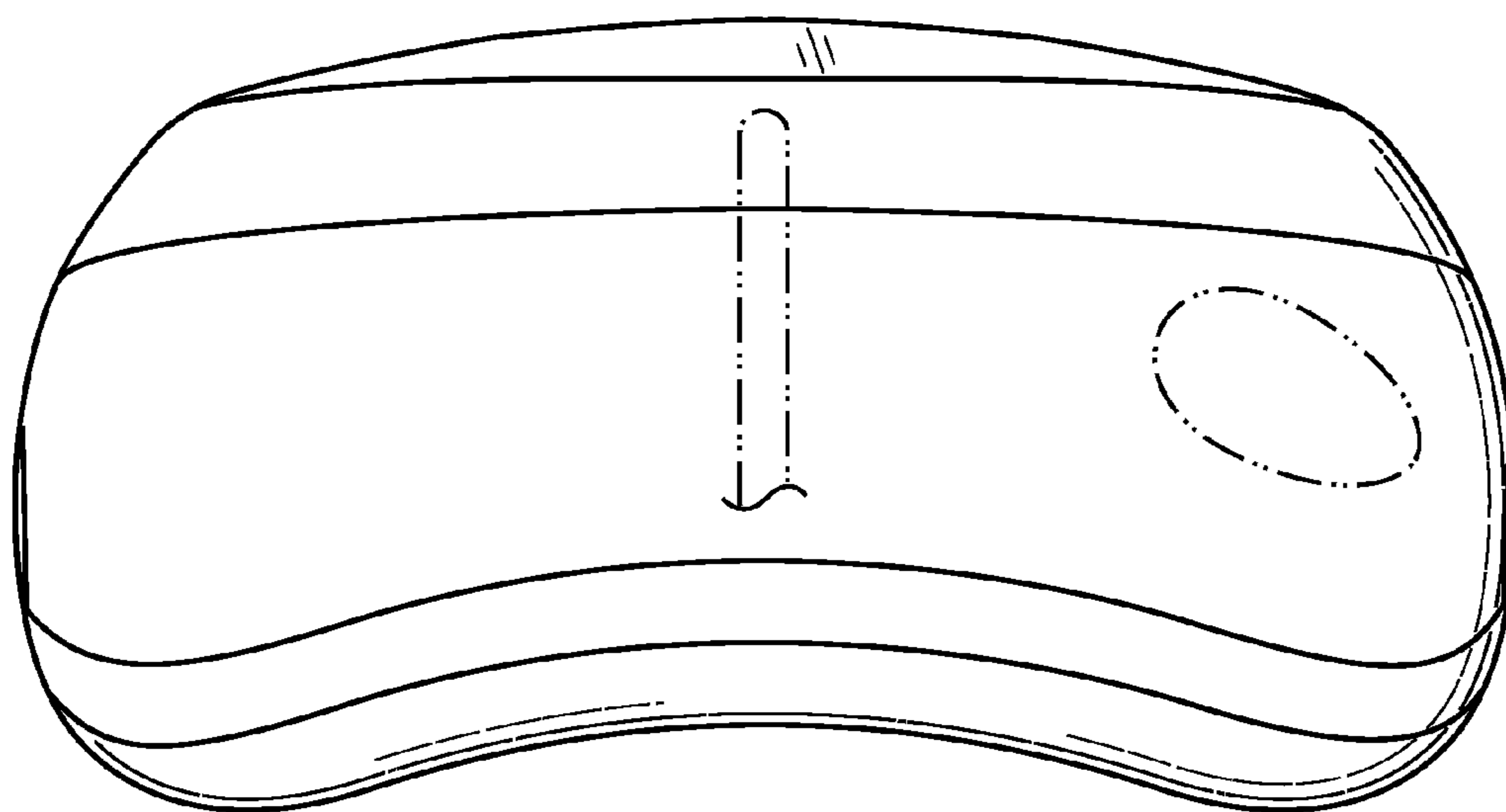


FIG. 3



FIG. 4

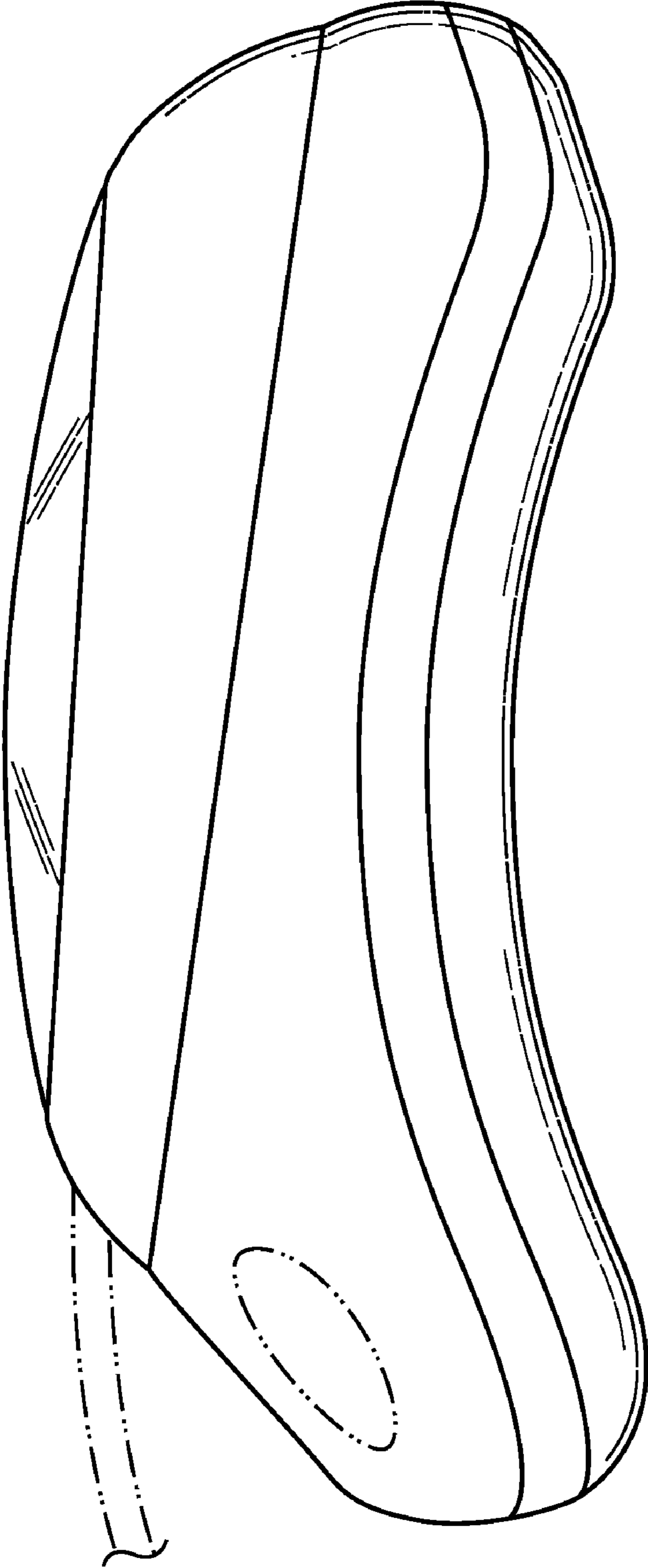


FIG. 5

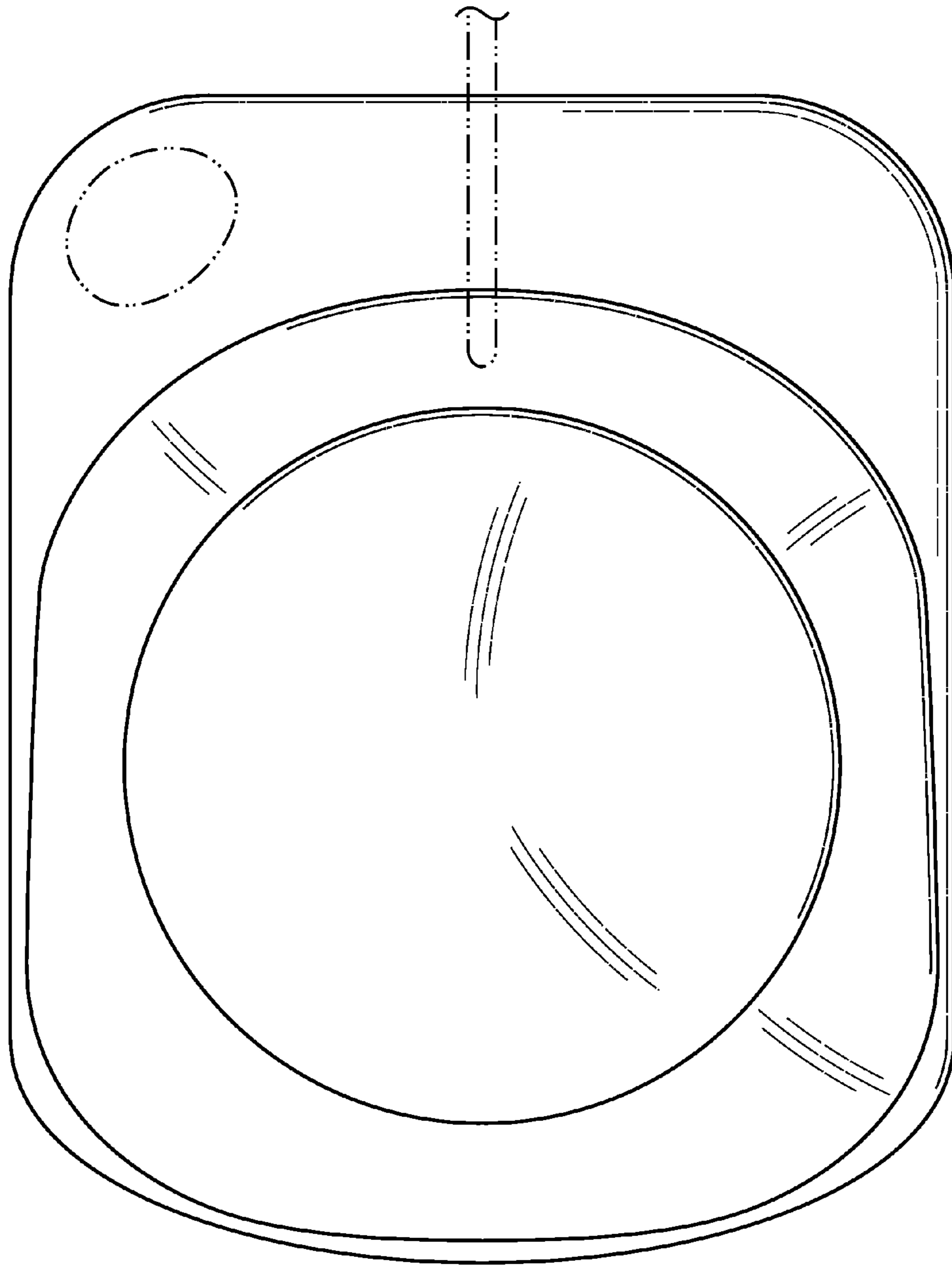


FIG. 6

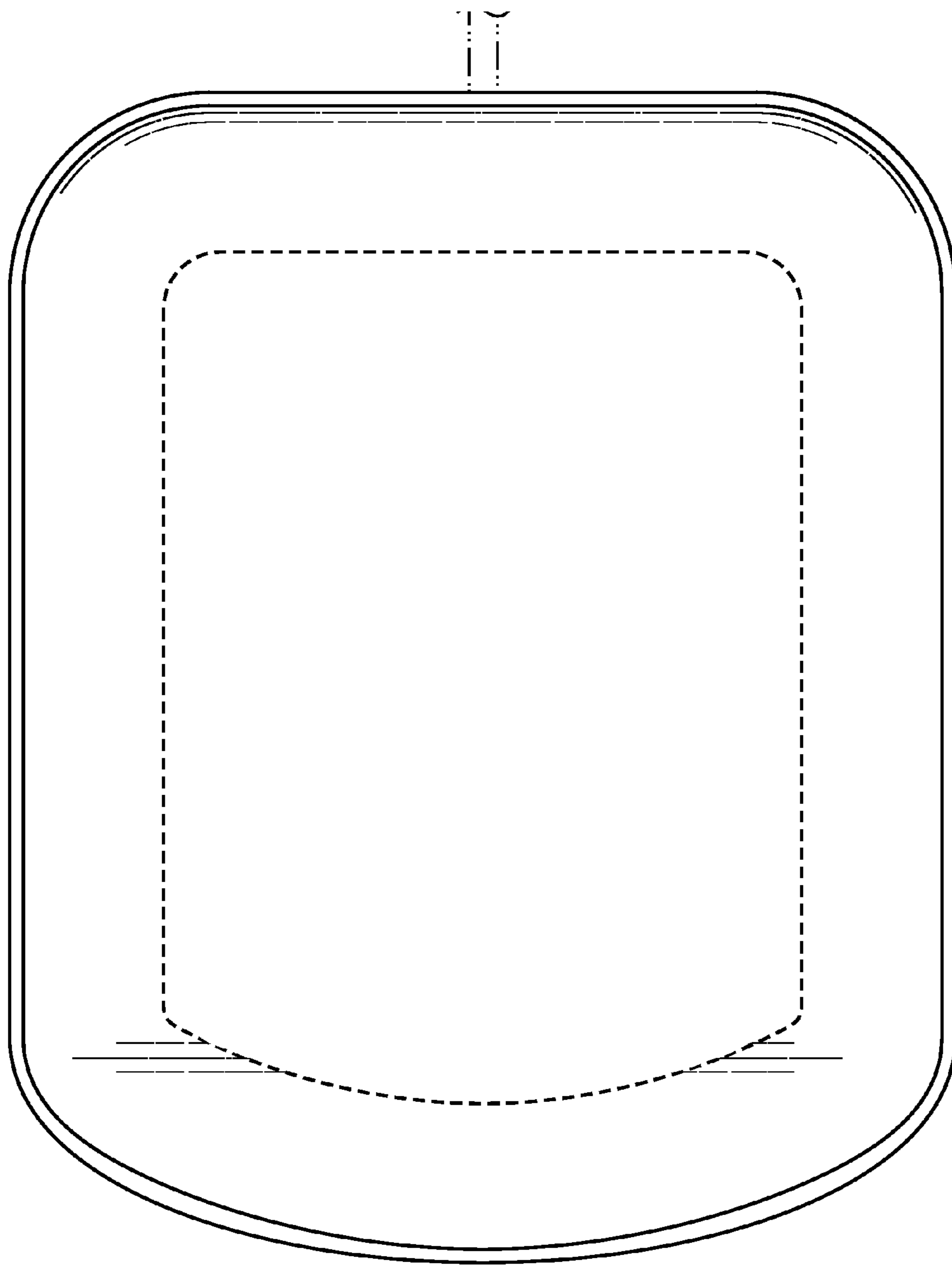


FIG. 7