



US00D629481S

(12) **United States Design Patent**  
**Krafft**

(10) **Patent No.:** **US D629,481 S**

(45) **Date of Patent:** **\*\* \*Dec. 21, 2010**

(54) **TAIL PORTION OF A SKI**

(75) Inventor: **Bertrand Krafft**, Brison Saint-Innocent (FR)

(73) Assignee: **Salomon S.A.S.**, Metz-Tessy (FR)

(\* ) Notice: This patent is subject to a terminal disclaimer.

(\*\*) Term: **14 Years**

(21) Appl. No.: **29/360,513**

(22) Filed: **Apr. 27, 2010**

(30) **Foreign Application Priority Data**

Oct. 29, 2009 (EM) ..... DM/072 658

(51) **LOC (9) Cl.** ..... **21-02**

(52) **U.S. Cl.** ..... **D21/766**

(58) **Field of Classification Search** ..... D21/760,  
D21/761, 765, 766, 773, 801, 803; 441/65-66,  
441/68-69, 72-75, 79; D12/6; 280/11.3,  
280/11.31, 601-606, 609-610  
See application file for complete search history.

(56) **References Cited**

**U.S. PATENT DOCUMENTS**

D252,346 S \* 7/1979 Solheim ..... D21/765

D291,344 S \* 8/1987 Jonsson ..... D21/766  
5,397,150 A \* 3/1995 Commier et al. .... 280/607  
D370,707 S 6/1996 Commier et al. .... D21/766  
D375,341 S 11/1996 Andrevon et al. .... D21/766  
D404,079 S 1/1999 Borlet ..... D21/766  
D414,833 S \* 10/1999 Ravnik et al. .... D21/766  
D549,132 S \* 8/2007 Musselman ..... D12/7  
7,481,437 B2 \* 1/2009 Musselman ..... 280/28  
D604,377 S \* 11/2009 Phillips ..... D21/766

\* cited by examiner

*Primary Examiner*—Janice E Seeger

*Assistant Examiner*—Zenia I Bennett

(74) *Attorney, Agent, or Firm*—Terence P. O'Brien

(57) **CLAIM**

We claim the ornamental design for a tail portion of a ski, as shown and described.

**DESCRIPTION**

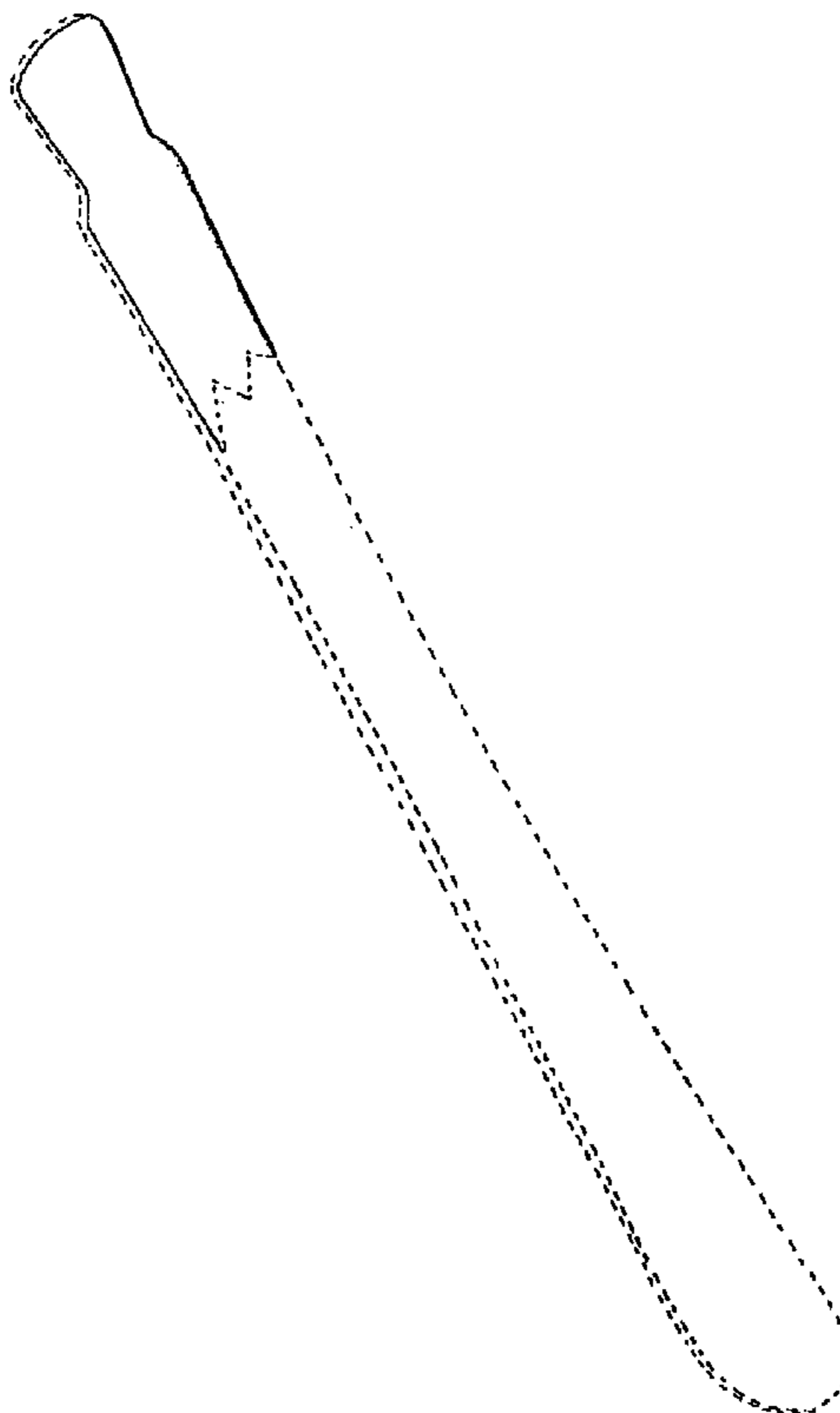
FIG. 1 is a top, side perspective view of a tail portion of a ski; and,

FIG. 2 is a top view of the tail portion of the ski of FIG. 1.

The ornamental design that is claimed is shown in solid lines in the drawings.

The broken lines in the drawing are for illustrative purposes only and form no part of the claimed design.

**1 Claim, 1 Drawing Sheet**






FIG. 1

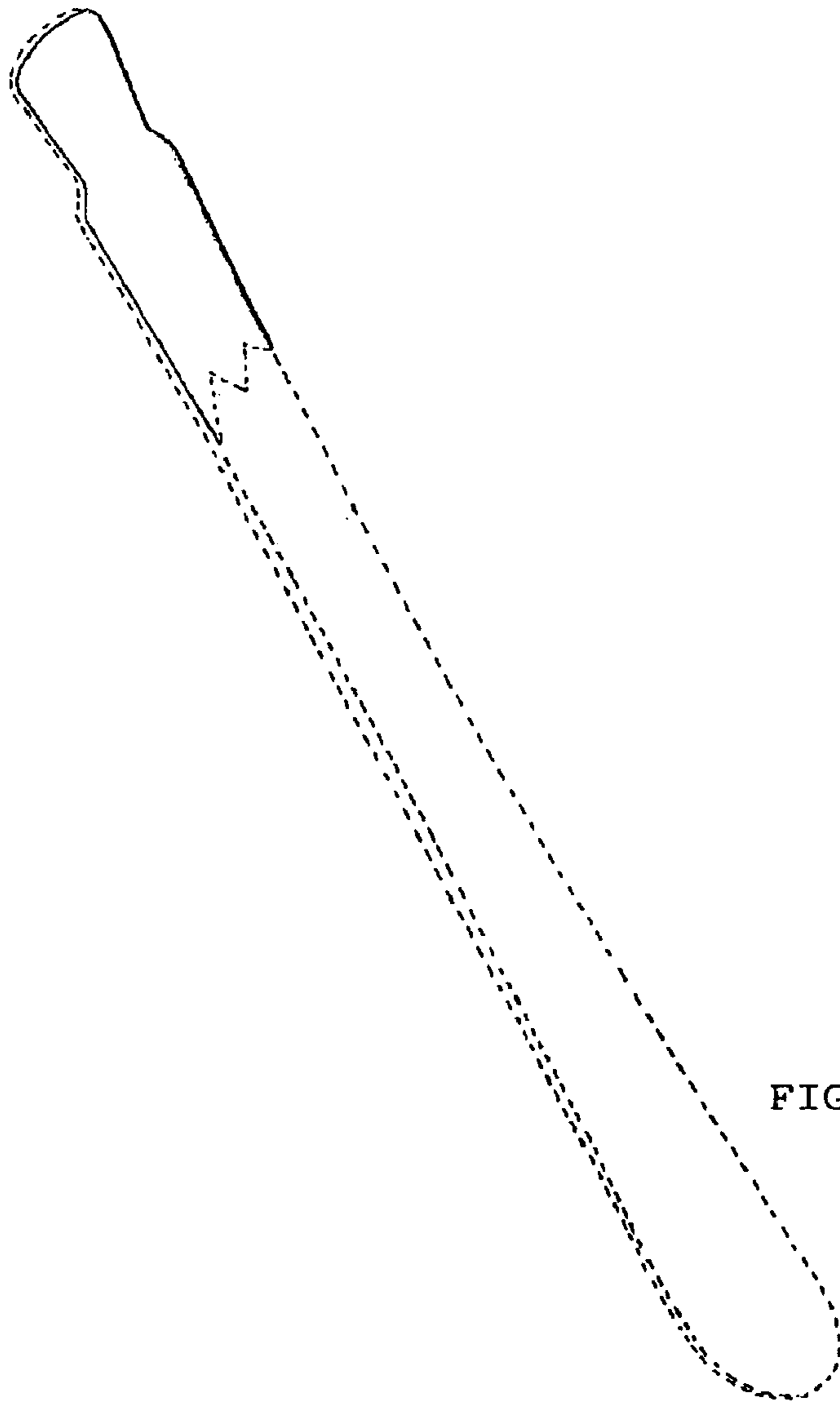


FIG. 2