



US00D629470S

(12) **United States Design Patent**
Terada

(10) **Patent No.:** **US D629,470 S**

(45) **Date of Patent:** **** Dec. 21, 2010**

(54) **SET OF DECORATIVE FIGURES**

- (75) Inventor: **Naoki Terada**, Tokyo (JP)
- (73) Assignee: **Fukunaga Sikoh Co., Ltd.**, Tokyo (JP)
- (**) Term: **14 Years**
- (21) Appl. No.: **29/341,059**
- (22) Filed: **Jul. 30, 2009**

- (51) **LOC (9) Cl.** **21-01**
- (52) **U.S. Cl.** **D21/621**
- (58) **Field of Classification Search** D21/578–583,
D21/621, 622, 623, 630, 631, 633, 634; 446/268,
446/360, 361, 376, 379, 382–384; D11/160;
D20/31, 32; D19/8, 10, 35, 40, 65
See application file for complete search history.

(56) **References Cited**

U.S. PATENT DOCUMENTS

D201,778 S *	7/1965	Berman	D20/32
D283,148 S *	3/1986	Coyne	D21/621
D329,403 S *	9/1992	Trefsgar	D11/131
D329,404 S *	9/1992	Trefsgar	D11/131
D351,755 S *	10/1994	Hrebenar	D6/599
D354,650 S *	1/1995	Hrebenar	D6/599
D414,815 S *	10/1999	McDonald	D20/31
D419,484 S *	1/2000	Cohen	D11/184
D419,915 S *	2/2000	Cohen	D11/184
D429,325 S *	8/2000	Macaree	D23/367
D434,081 S *	11/2000	Gruber	D20/31

FOREIGN PATENT DOCUMENTS

JP	D1261232 S	1/2006
JP	D1261233 S	1/2006
JP	D1317848 S	12/2007

* cited by examiner

Primary Examiner—Janice E Seeger
Assistant Examiner—Zenia I Bennett
 (74) *Attorney, Agent, or Firm*—Cermak Nakajima LLP;
 Tomoko Nakajima

(57) **CLAIM**

The ornamental design for set of decorative figures, as shown and described.

DESCRIPTION

FIG. 1 is a front elevational view of set of decorative figures showing my new design;

FIG. 2 is a rear elevational view thereof; and

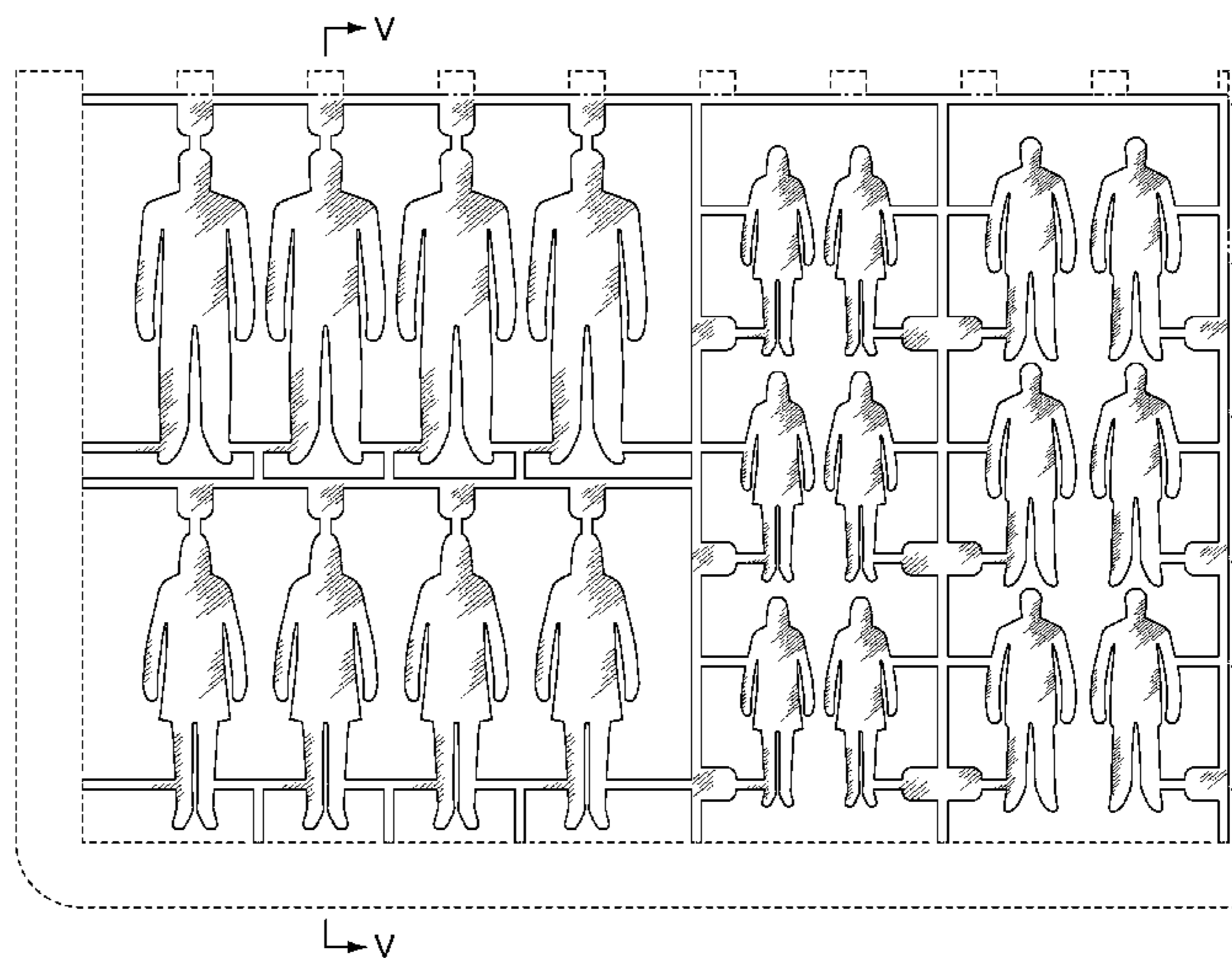
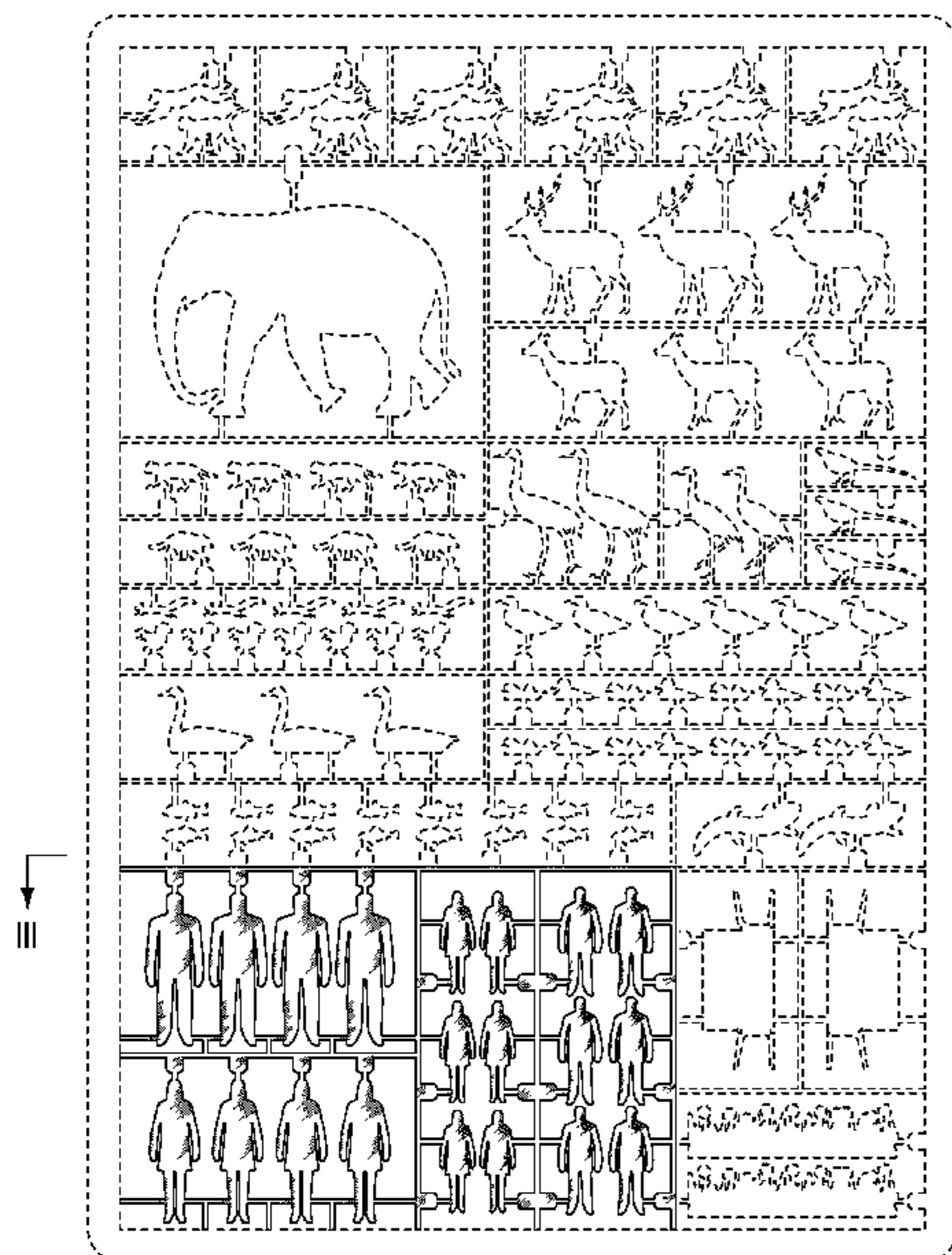
FIG. 3 is a partially enlarged front elevational view of FIG. 1 taken along the lines III—III.

FIG. 4 is a partially enlarged rear elevational view of FIG. 2 taken along the lines IV—IV; and,

FIG. 5 is a cross sectional view of FIG. 3 taken along with lines V—V.

The portions indicated in broken lines are for illustrative purposes only and form no part of the claimed design. The dot-dash broken lines shown in figures define but are not included in, the boundaries of the claimed design.

1 Claim, 5 Drawing Sheets



III ←

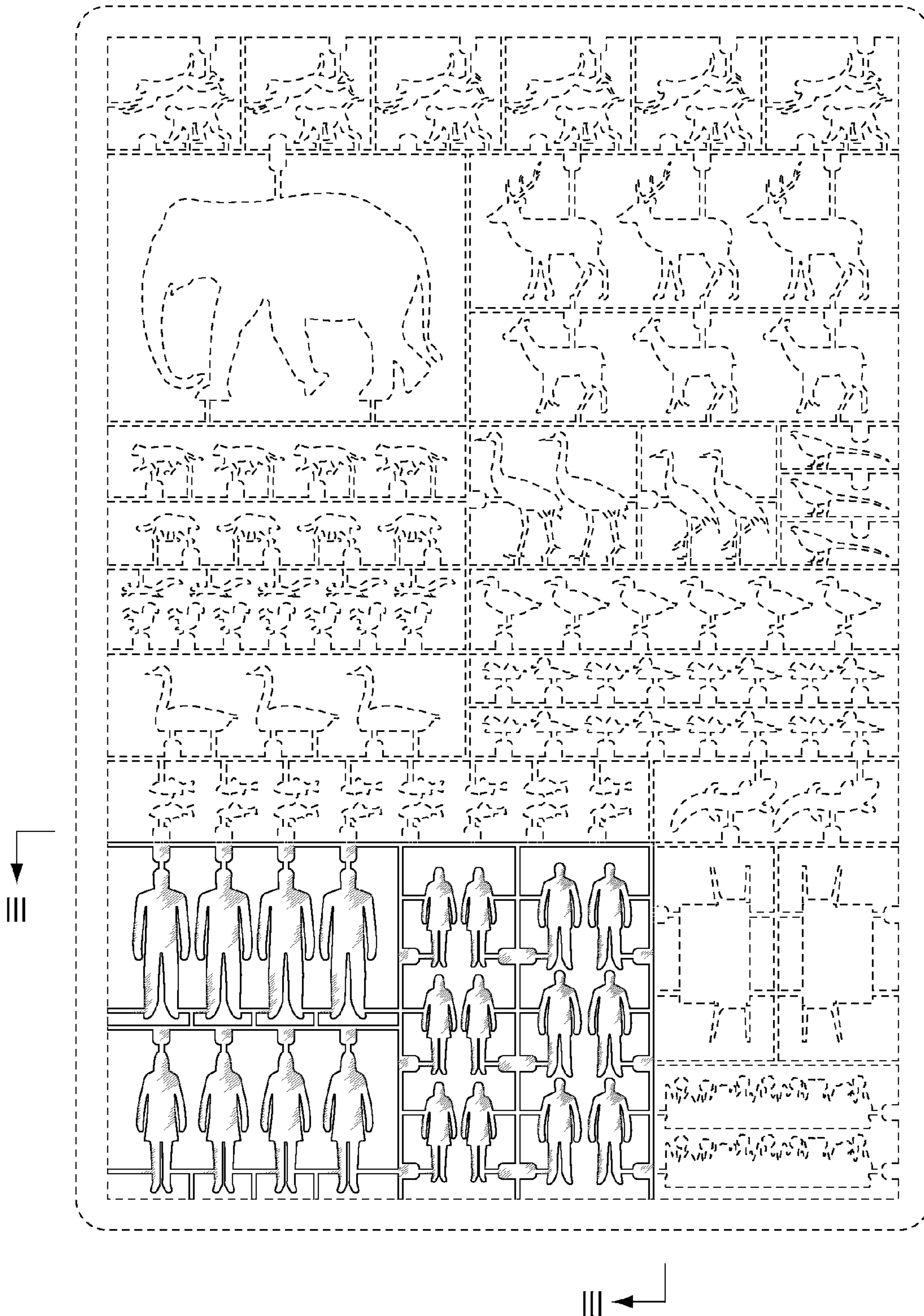
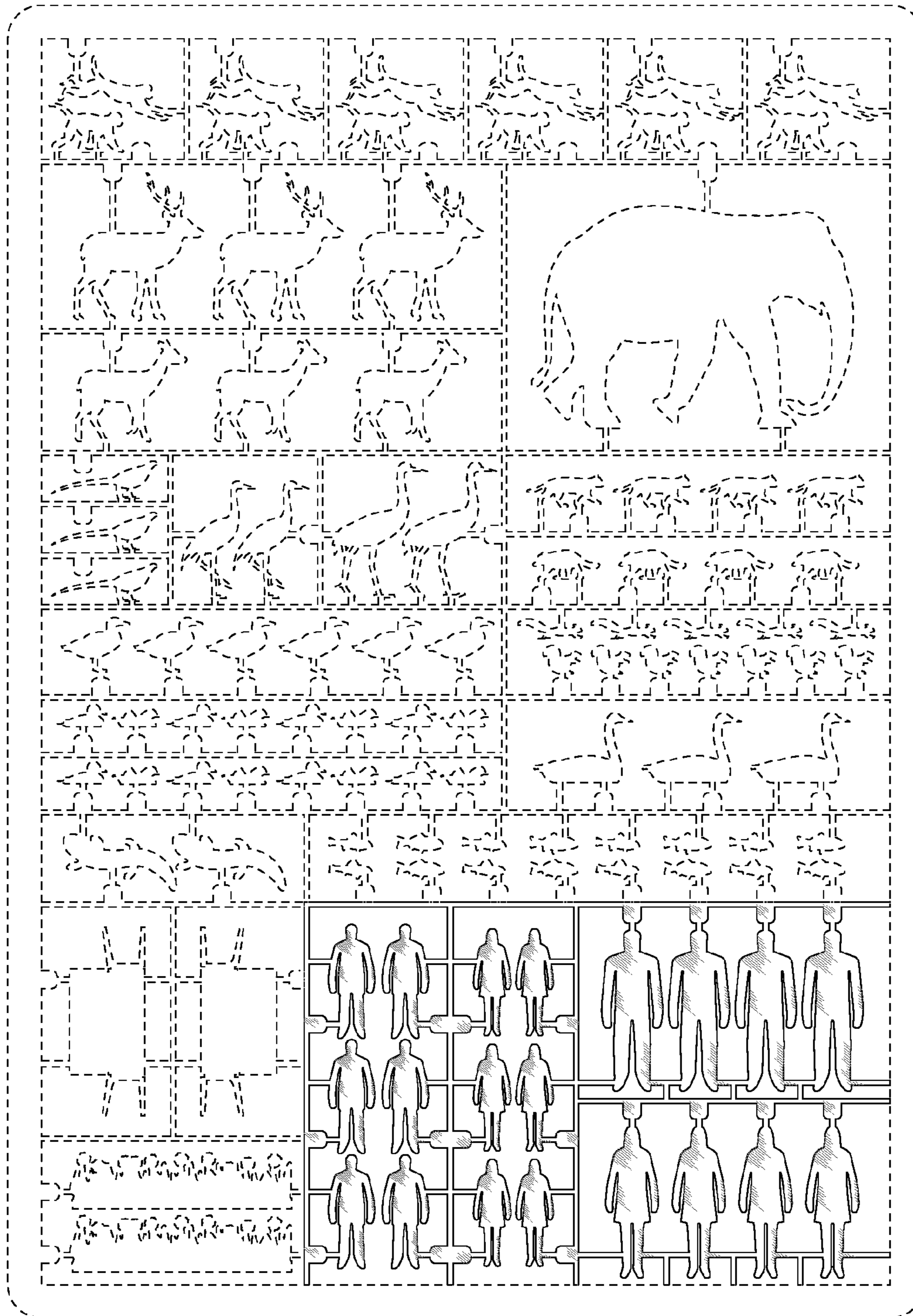


FIG.1



IV

IV

FIG.2

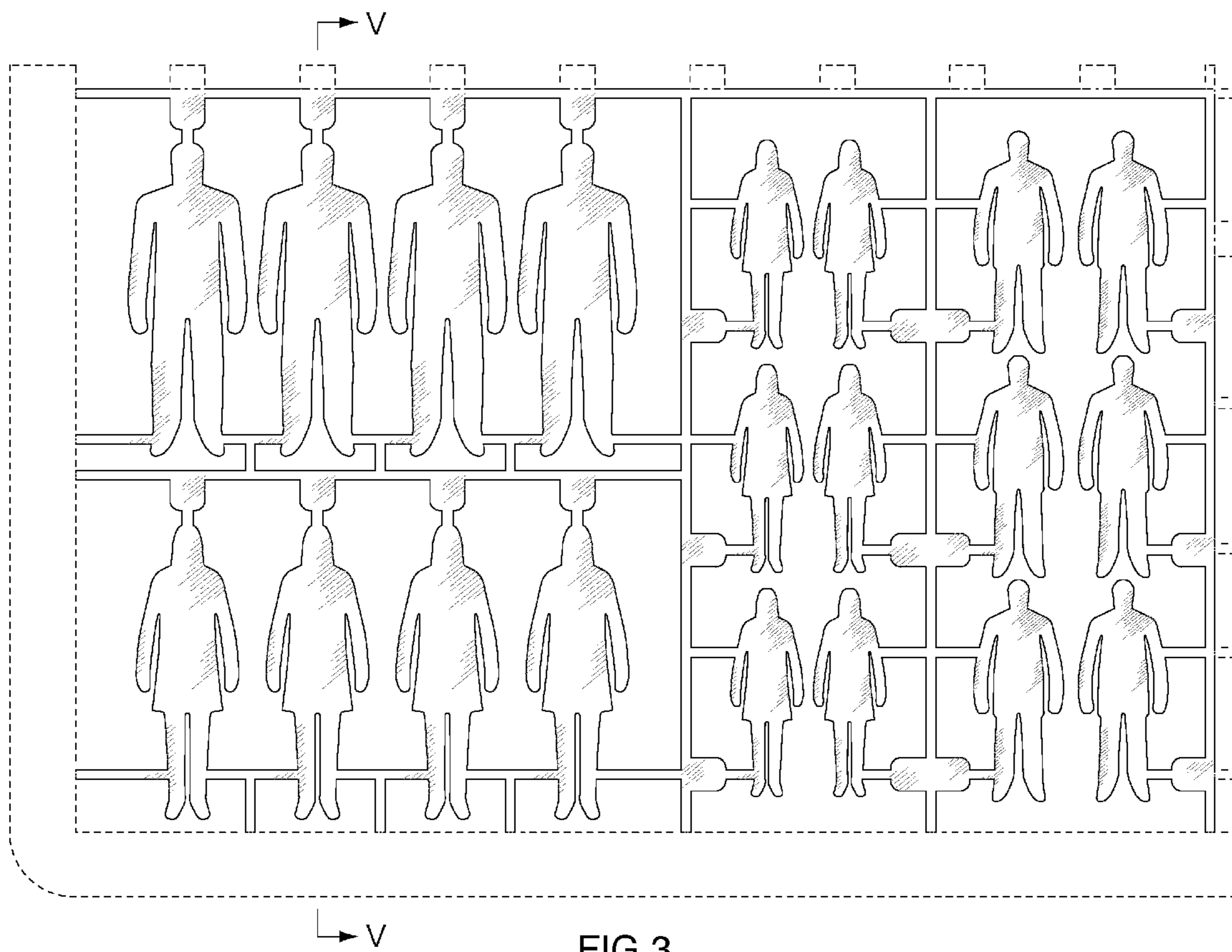


FIG.3

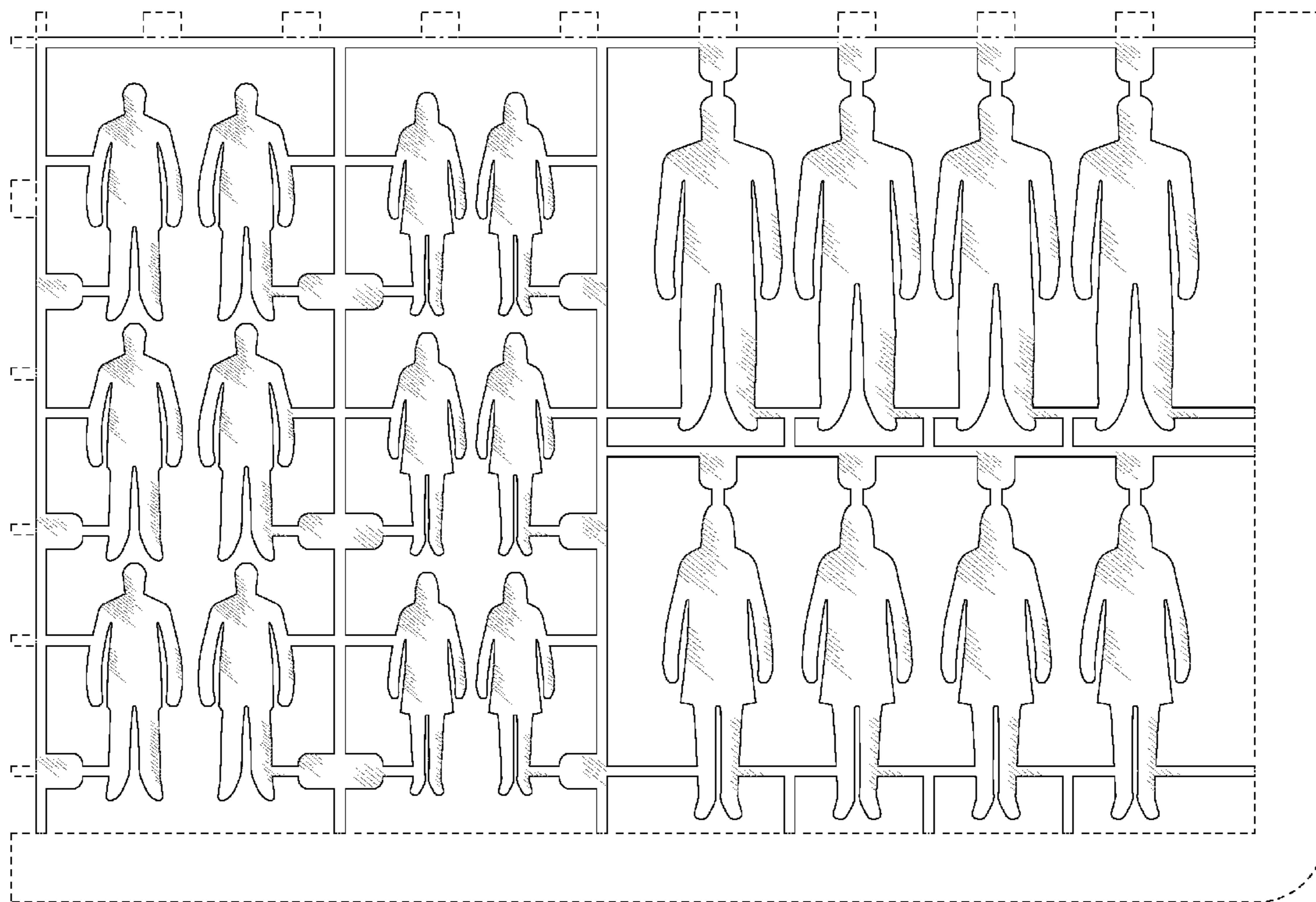


FIG.4

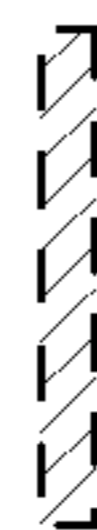


FIG.5