

US00D629463S

(12) **United States Design Patent**  
**Brodsky et al.**

(10) **Patent No.:** **US D629,463 S**

(45) **Date of Patent:** **\*\* Dec. 21, 2010**

(54) **IDENTIFICATION TAG**

(75) Inventors: **Jeffrey H. Brodsky**, Port Washington, NY (US); **Staci Kerman**, San Diego, CA (US); **David Brodsky**, Port Washington, NY (US)

(73) Assignee: **Holdenone LLC**, Port Washington, NY (US)

(\*\*) Term: **14 Years**

(21) Appl. No.: **29/346,679**

(22) Filed: **Nov. 4, 2009**

**Related U.S. Application Data**

(62) Division of application No. 29/336,218, filed on Apr. 29, 2009.

(51) **LOC (9) Cl.** ..... **19-08**

(52) **U.S. Cl.** ..... **D20/22; D20/28**

(58) **Field of Classification Search** ..... D20/10, D20/19, 22-28, 31, 42, 43, 99; 40/1.5, 1.6, 40/5, 299.01, 300, 611.12, 625, 626, 634, 40/660, 662, 664, 666; D3/207, 208; D7/396.2; D10/104, 109; D11/161, 221; 70/456 R; 116/201; 235/122

See application file for complete search history.

(56) **References Cited**

**U.S. PATENT DOCUMENTS**

1,034,107 A \* 7/1912 Guy ..... 40/660  
2,397,651 A \* 4/1946 Doppelt ..... 40/662

2,563,572 A \* 8/1951 Alonso ..... 235/122  
4,680,882 A \* 7/1987 Watson, Jr. .... 40/5  
D364,734 S \* 12/1995 Ben-Zeev et al. .... D3/208  
5,617,751 A \* 4/1997 Song ..... 70/456 R  
D420,938 S \* 2/2000 Colicher ..... D11/221  
6,098,327 A \* 8/2000 Gallant ..... 40/634  
6,694,655 B2 \* 2/2004 Redburn et al. .... 40/664  
D509,166 S \* 9/2005 Siaumau ..... D11/161  
2007/0289348 A1 \* 12/2007 Wu ..... 70/456 R  
2009/0056188 A1 \* 3/2009 Kasten ..... 40/626

\* cited by examiner

*Primary Examiner*—Mary Ann Calabrese

(74) *Attorney, Agent, or Firm*—Seyfarth Shaw LLP

(57) **CLAIM**

The ornamental design for a identification tag, as shown and described.

**DESCRIPTION**

FIG. 1 is a perspective view of an identification tag of our new design;


FIG. 2 is a left side elevational view of the identification tag of FIG. 1 thereof, the right side being a mirror image thereof;

FIG. 3 is a front side elevational view of the identification tag of FIG. 1 thereof; and,

FIG. 4 is a rear side elevational view of the identification tag of FIG. 1 thereof.

The broken lines of the Figures are for the purpose of illustrating portions of the identification tag and form no part of the claimed design.

**1 Claim, 2 Drawing Sheets**






FIG. 1

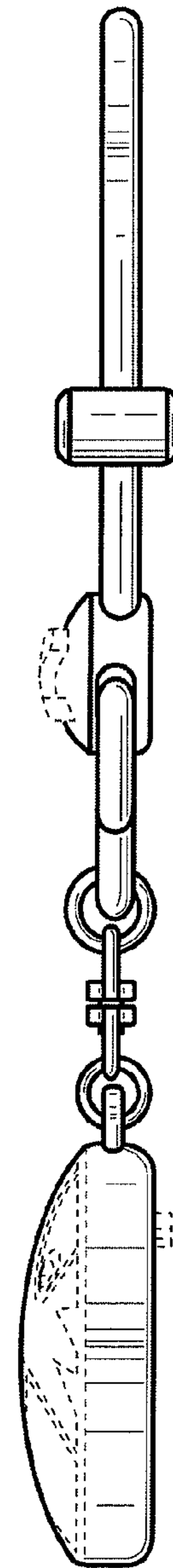


FIG. 2

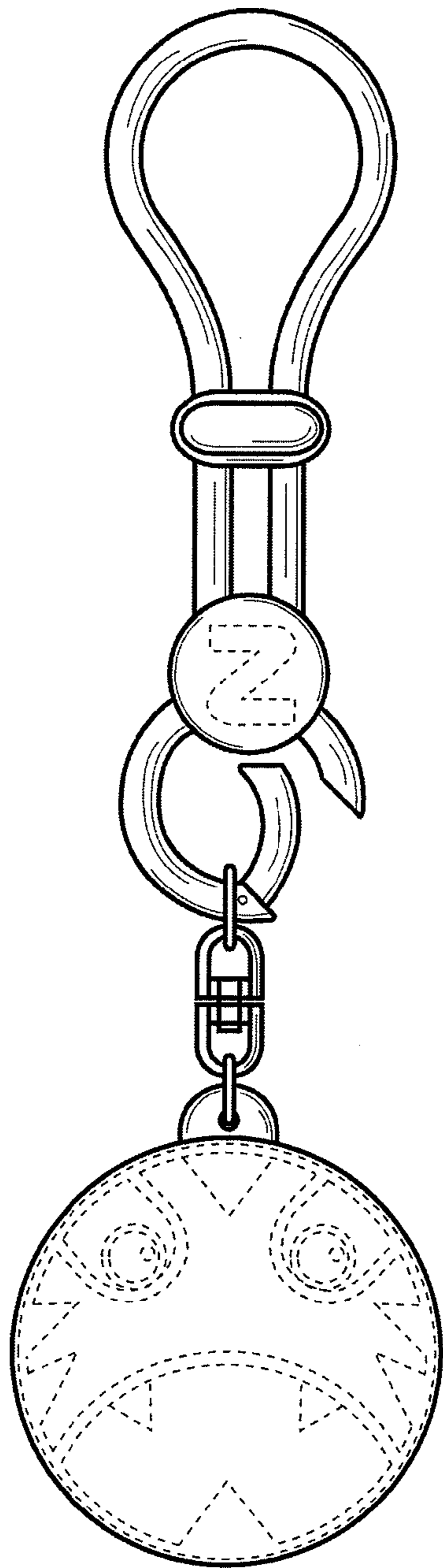


FIG. 3

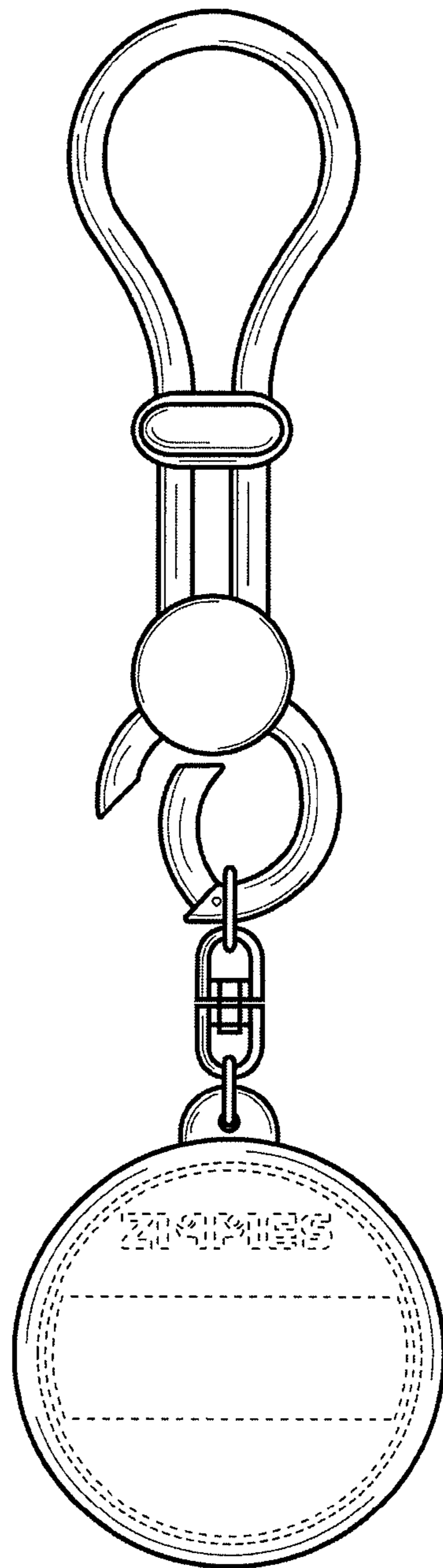


FIG. 4