



US00D629443S

(12) **United States Design Patent**
Markovitz et al.

(10) **Patent No.:** **US D629,443 S**

(45) **Date of Patent:** **** Dec. 21, 2010**

(54) **EYEGLASSES**

(76) Inventors: **Aaron Markovitz**, 2361 Mason Ave.,
Suite 100, Daytona Beach, FL (US)
32177; **Artiss Akarra**, 2361 Mason
Ave., Suite 100, Daytona Beach, FL (US)
32117

(**) Term: **14 Years**

(21) Appl. No.: **29/316,635**

(22) Filed: **Oct. 15, 2009**

(51) **LOC (9) Cl.** **16-06**

(52) **U.S. Cl.** **D16/315**

(58) **Field of Classification Search** D16/101,
D16/300-342; D29/109-110; D24/110.2;
351/41, 44, 51-52, 62, 158, 92, 103-123,
351/140, 153, 45-46; 2/426-432, 447-449,
2/441, 434-437, 13, 15; D21/483, 659-661

See application file for complete search history.

(56) **References Cited**

U.S. PATENT DOCUMENTS

D84,596 S	7/1931	Rohman
2,403,223 A	7/1946	Kaesz
D146,004 S	12/1946	Jacobson
D146,602 S	4/1947	Jaffe
D149,312 S	4/1948	Schwartz
D151,070 S	9/1948	Rohman
D151,222 S	10/1948	Ditto
2,482,195 A	9/1949	Martin
D155,580 S	10/1949	Coen
D170,745 S	11/1953	Carmichael
D173,868 S	1/1955	Belgard
D185,987 S	8/1959	Marfuggi
D192,884 S	5/1962	Petitto
D193,028 S	6/1962	Petitto
3,052,160 A	9/1962	Ratti
D202,658 S	10/1965	Petitto
D204,812 S	5/1966	Schindler
D207,028 S	2/1967	Griss
D209,861 S	1/1968	Demmel
D209,862 S	1/1968	McCracken

D210,697 S	4/1968	Ramp
D210,698 S	4/1968	Simon
D213,595 S	3/1969	Simon
D216,563 S	2/1970	Ramp
D218,128 S	7/1970	Bloch
D218,953 S	10/1970	Maiese
D220,289 S	3/1971	Mitchell
D220,291 S	3/1971	Leominster
D227,405 S	6/1973	Shindler
D232,380 S	8/1974	Johnsen
D243,084 S	1/1977	Johnsen
4,222,640 A	9/1980	Bononi
D263,058 S	2/1982	Johnsen
D285,020 S	8/1986	Schmidthaler
D290,465 S	6/1987	Levoy
D300,226 S	3/1989	Ramp
D321,523 S	11/1991	Cherian
D324,394 S	3/1992	Jannard
5,343,259 A	8/1994	Nakanishi

(Continued)

OTHER PUBLICATIONS

Fathom, Glass Mirror Lens. Costa Del Mar. Downloaded Dec. 7,
2006 at <http://www.eyeglasses.com/product/1091472073-1091472073>.

Primary Examiner—Raphael Barkai
(74) *Attorney, Agent, or Firm*—Malloy & Malloy, P.A.

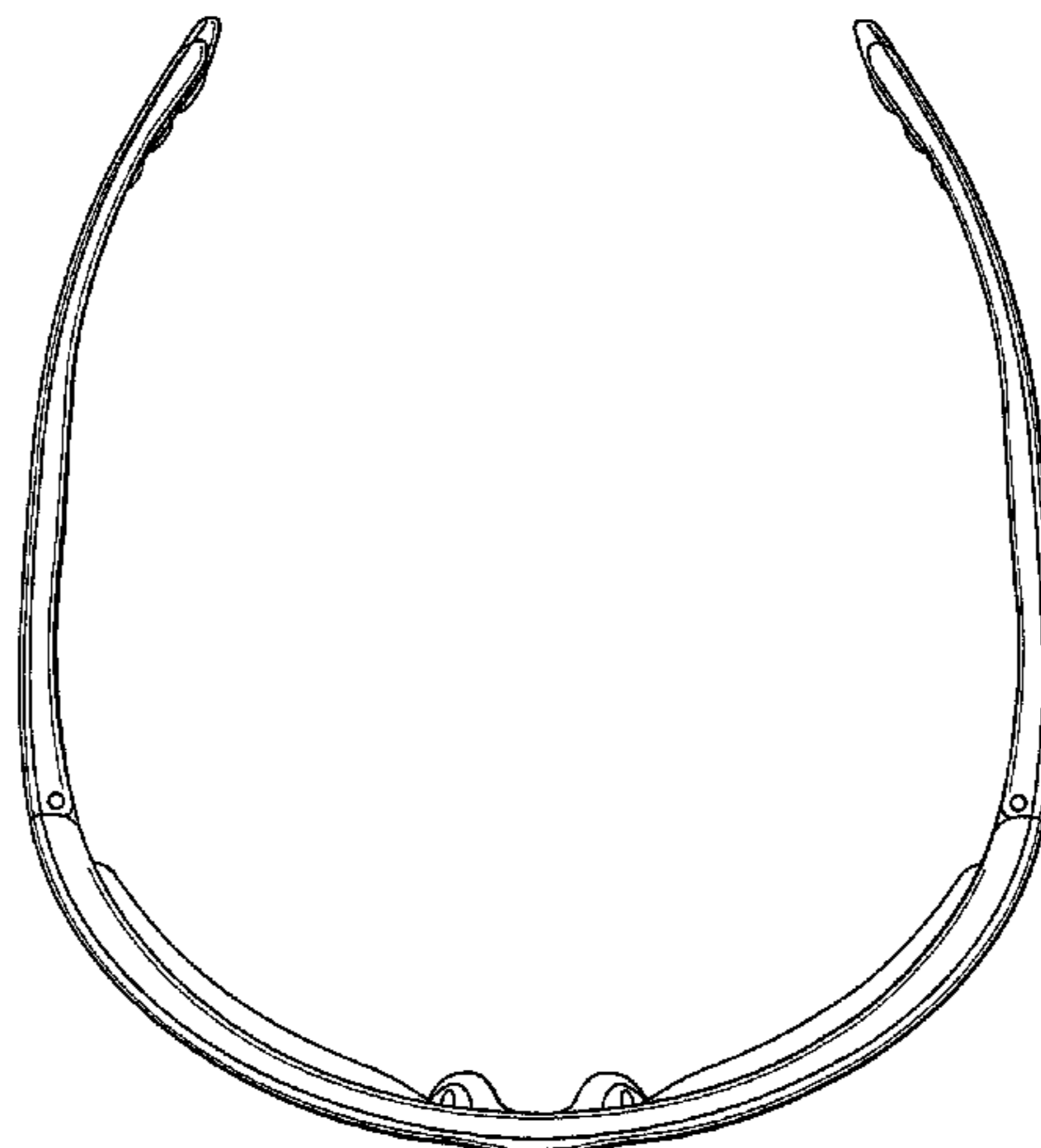
(57) **CLAIM**

The ornamental design for eyeglasses, as shown and described.

DESCRIPTION

FIG. 1 is a top view view illustrating my design for eye-
glasses;
FIG. 2 is a top perspective view thereof;
FIG. 3 is a left side view thereof;
FIG. 4 is a front view thereof;
FIG. 5 is a bottom view thereof; and,
FIG. 6 is a rear view thereof.

1 Claim, 6 Drawing Sheets



US D629,443 S

Page 3

D561,812 S	2/2008	Fox et al.		D586,380 S	2/2009	Yee	
D561,813 S	2/2008	Baden et al.		D588,183 S	3/2009	Friedman	
D561,814 S	2/2008	Thixton et al.		D588,626 S	3/2009	Markovitz	
D563,455 S	3/2008	Markovitz		D589,079 S	3/2009	Markovitz et al.	
D564,571 S *	3/2008	Jannard et al. D16/326	D590,433 S	4/2009	Lane et al.	
D565,087 S	3/2008	Yee et al.		D594,052 S	6/2009	Yang	
D568,921 S	5/2008	Anderl		D595,333 S	6/2009	Markovitz et al.	
D568,924 S	5/2008	Markovitz		D597,124 S	7/2009	Markovitz	
D570,900 S	6/2008	Markovitz		D599,837 S	9/2009	Markovitz et al.	
D572,294 S	7/2008	Markovitz		D600,271 S	9/2009	Markovitz et al.	
D572,748 S	7/2008	Markovitz		D601,613 S *	10/2009	Yee D16/315
D575,323 S	8/2008	Jannard et al.		D602,977 S *	10/2009	Falvo D16/315
D575,813 S	8/2008	Li		D603,446 S	11/2009	Moody	
D580,475 S	11/2008	Markovitz et al.		D603,447 S	11/2009	Markovitz et al.	
D581,449 S	11/2008	Yee et al.		D603,448 S	11/2009	Markovitz	
D581,450 S	11/2008	Moritz		D606,112 S	12/2009	Markovitz et al.	
D582,960 S *	12/2008	Fuchs D16/315	D606,575 S	12/2009	Markovitz et al.	
D583,852 S *	12/2008	Chen D16/315	D606,578 S	12/2009	Markovitz et al.	
D583,853 S	12/2008	Markovitz et al.		D606,580 S	12/2009	Markovitz et al.	
D584,330 S *	1/2009	Chen D16/315	2006/0238698 A1	10/2006	Sheldon	
D584,758 S	1/2009	Mage		2006/0238700 A1 *	10/2006	Del Vecchio 351/103
D584,759 S	1/2009	Yang		2006/0268218 A1	11/2006	Medana	
D585,928 S	2/2009	Markovitz					

* cited by examiner

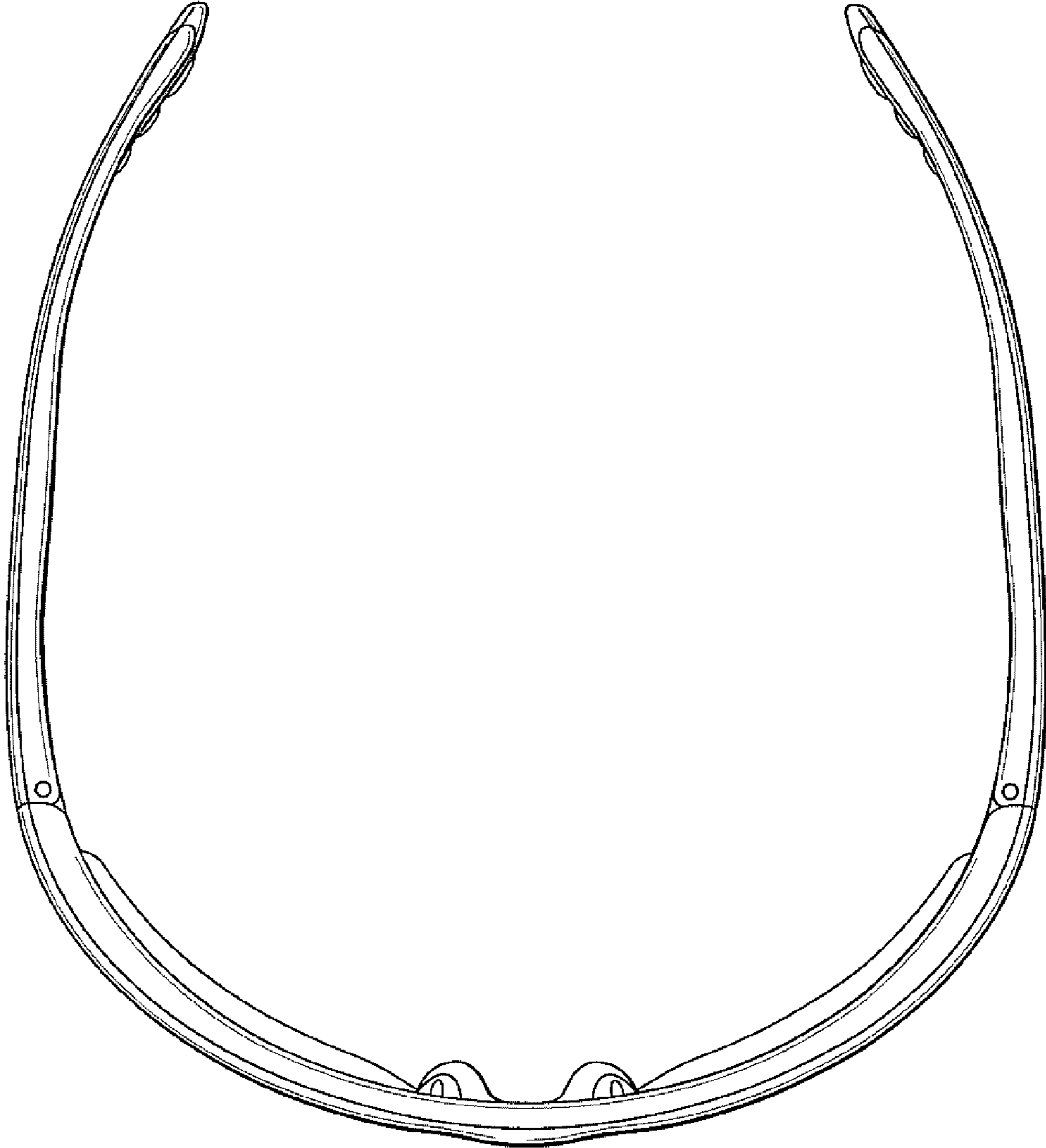


FIG. 1




FIG. 2




FIG. 3

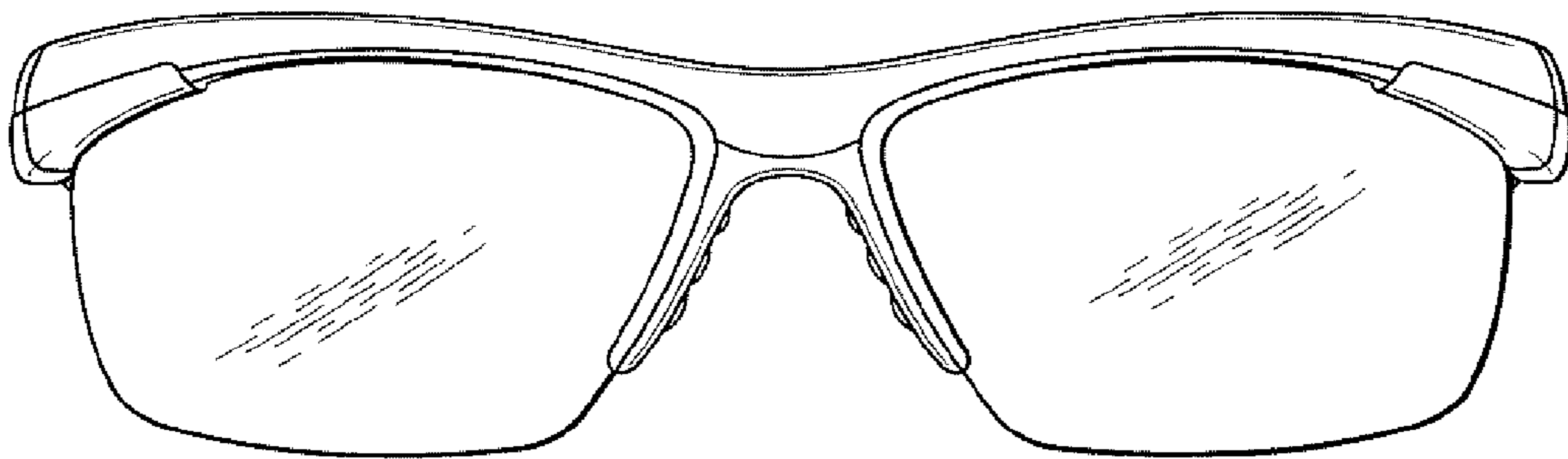


FIG. 4

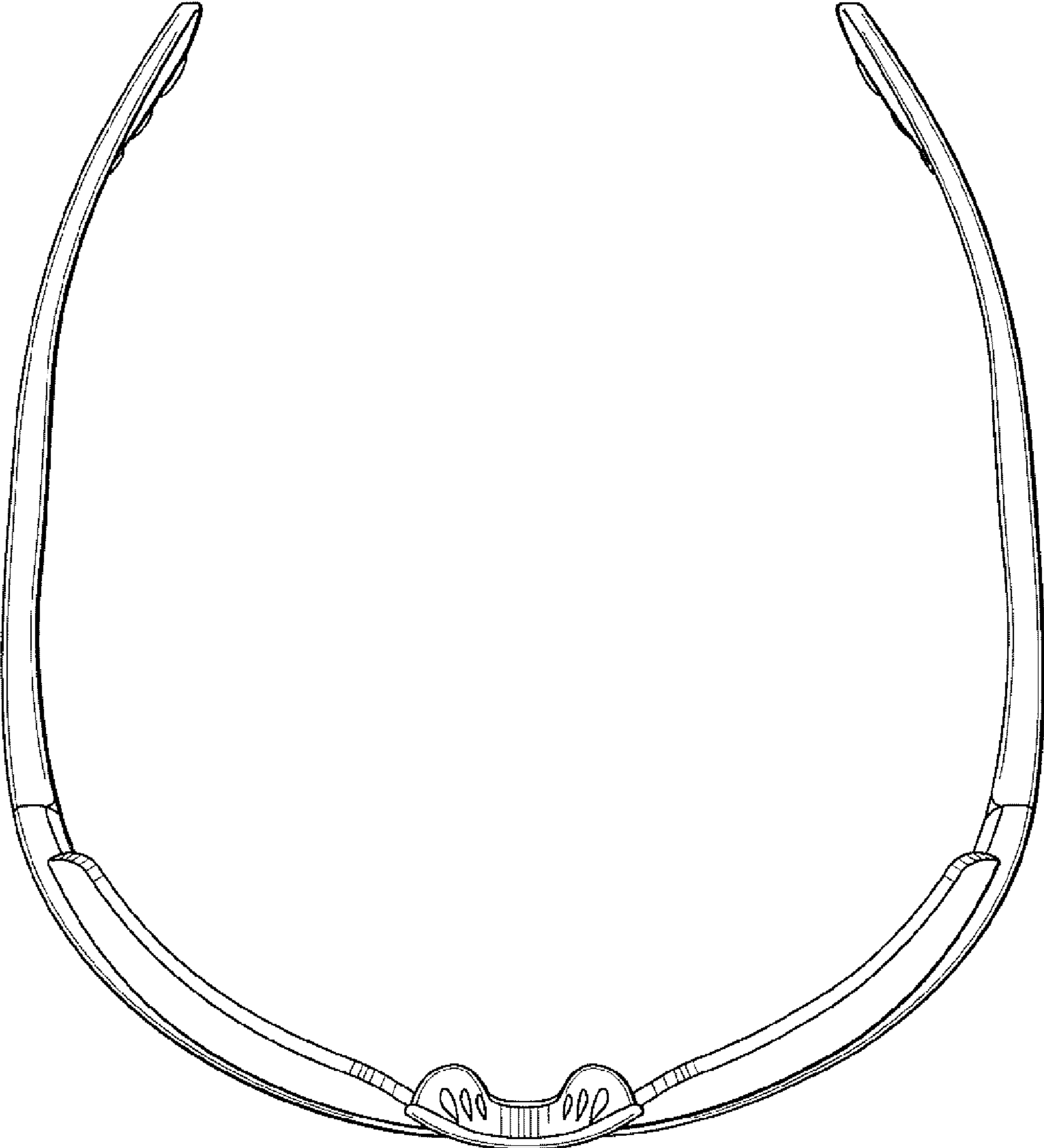


FIG. 5

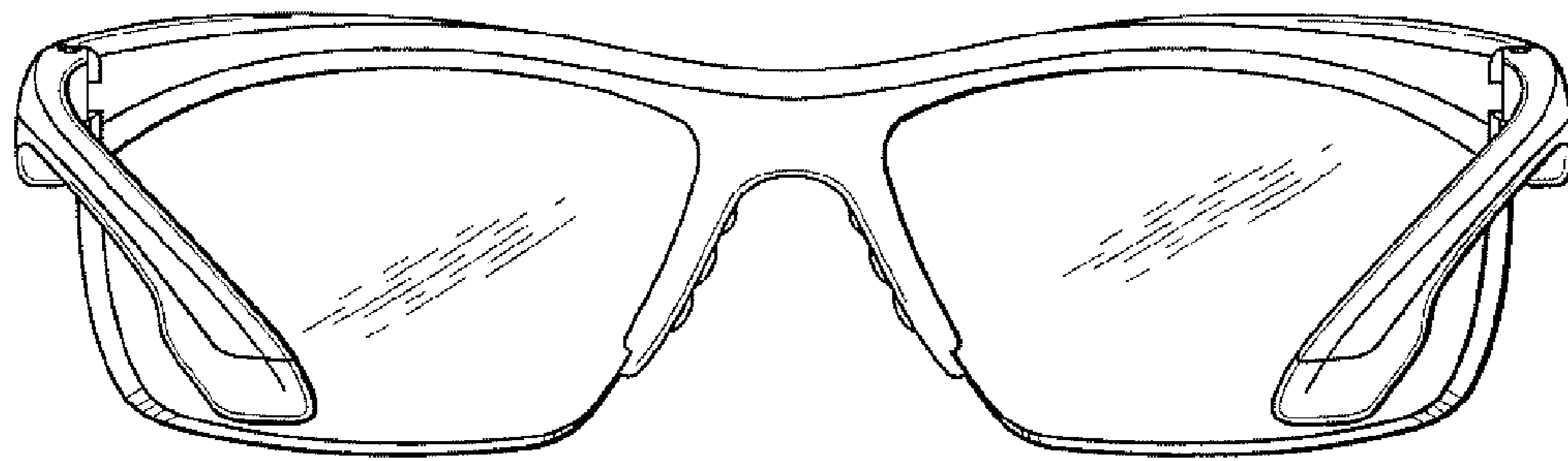


FIG. 6