



US00D629424S

(12) **United States Design Patent**
Eckhardt

(10) **Patent No.:** **US D629,424 S**
(45) **Date of Patent:** **** Dec. 21, 2010**

(54) **COMPRESSOR**

D590,841 S * 4/2009 Muhlenberend D15/7

(75) Inventor: **Arnold Eckhardt**, Ranstardt (DE)

FOREIGN PATENT DOCUMENTS

(73) Assignee: **Sumitomo Rubber Industries, Ltd.**,
Kobe (JP)

DE	402009000997-0001	3/2010
EM	000074471-0001 A1	1/2004
EM	000074471-0002 A1	1/2004
EM	000463757-0001 A1	2/2006
EM	000959069-0001 A1	7/2008
EM	001584376-0001 A1	7/2009
JP	1226116 S	12/2004
JP	1226529 S	12/2004

(**) Term: **14 Years**

(21) Appl. No.: **29/356,158**

(22) Filed: **Feb. 19, 2010**

* cited by examiner

(30) **Foreign Application Priority Data**

Aug. 20, 2009 (EM) 1161525-0003

Primary Examiner—Ralf Seifert

(74) *Attorney, Agent, or Firm*—Birch, Stewart, Kolasch & Birch, LLP

(51) **LOC (9) Cl.** **15-02**

(52) **U.S. Cl.** **D15/9**

(58) **Field of Classification Search** D15/7-9;
D23/231, 232, 225; 417/410.1, 359, 415-416,
417/234, 321, 265, 405

See application file for complete search history.

(57) **CLAIM**

The ornamental design for a compressor, as shown and described.

DESCRIPTION

FIG. 1 is a front, left perspective view of a compressor showing my new design;

FIG. 2 is a front view thereof;

FIG. 3 is a left side view thereof;

FIG. 4 is a right side view thereof;

FIG. 5 is a rear view thereof; and,

FIG. 6 is a top view thereof.

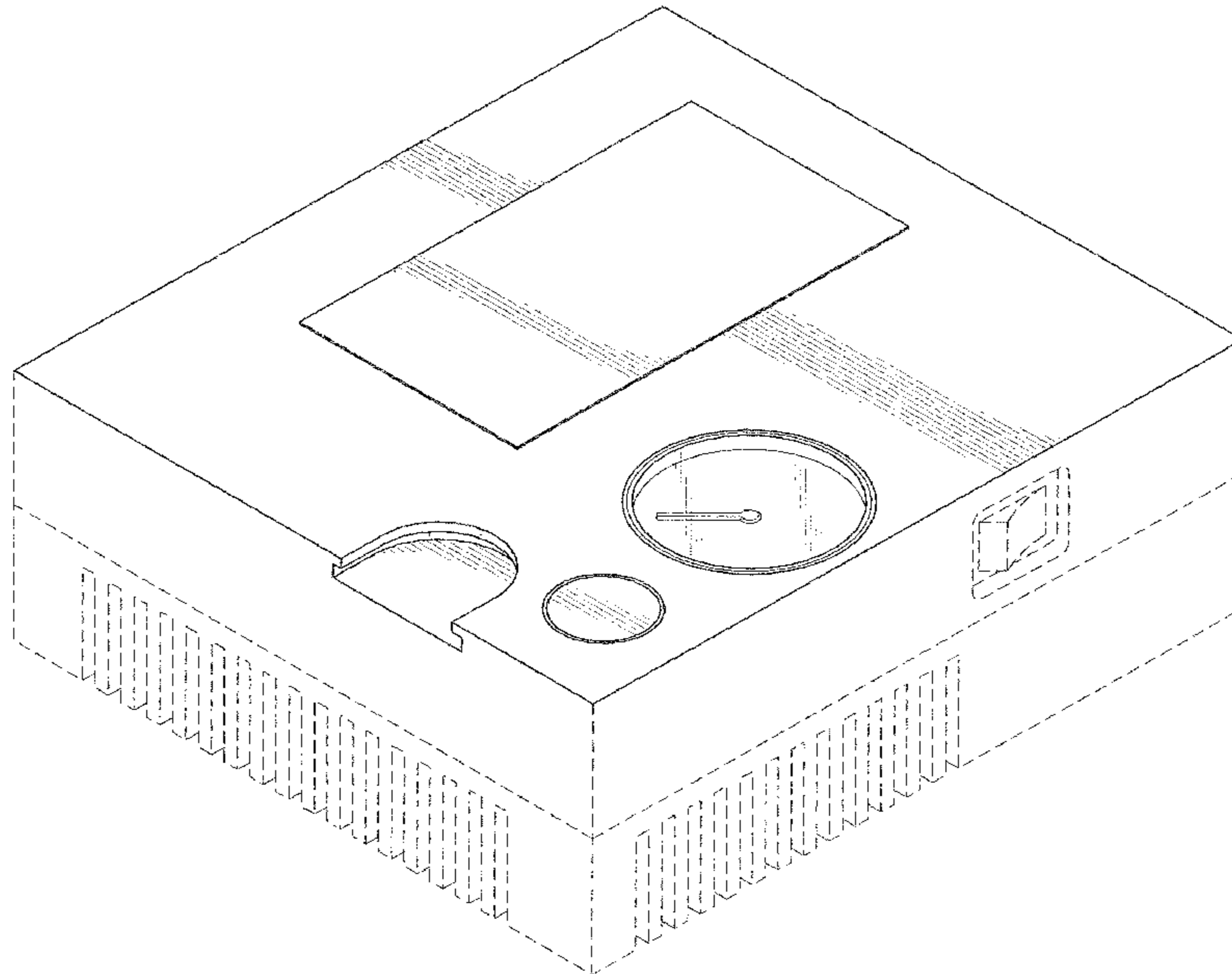
The portions of the drawings illustrated in broken-lines are for environmental purposes only and form no part of the claimed design.

(56) **References Cited**

U.S. PATENT DOCUMENTS

D398,011 S	*	9/1998	Wang	D15/9
D406,150 S	*	2/1999	Wang	D15/9
D498,243 S	*	11/2004	Chou	D15/7
D498,767 S	*	11/2004	Chou	D15/7
D499,426 S	*	12/2004	Chou	D15/7
D507,581 S	*	7/2005	Wong	D15/9
D509,838 S		9/2005	Wong		
D514,127 S	*	1/2006	Christianson	D15/9
D541,823 S	*	5/2007	Wang	D15/9
D548,751 S	*	8/2007	Snider	D15/7
D582,945 S	*	12/2008	Chou	D15/9

1 Claim, 6 Drawing Sheets



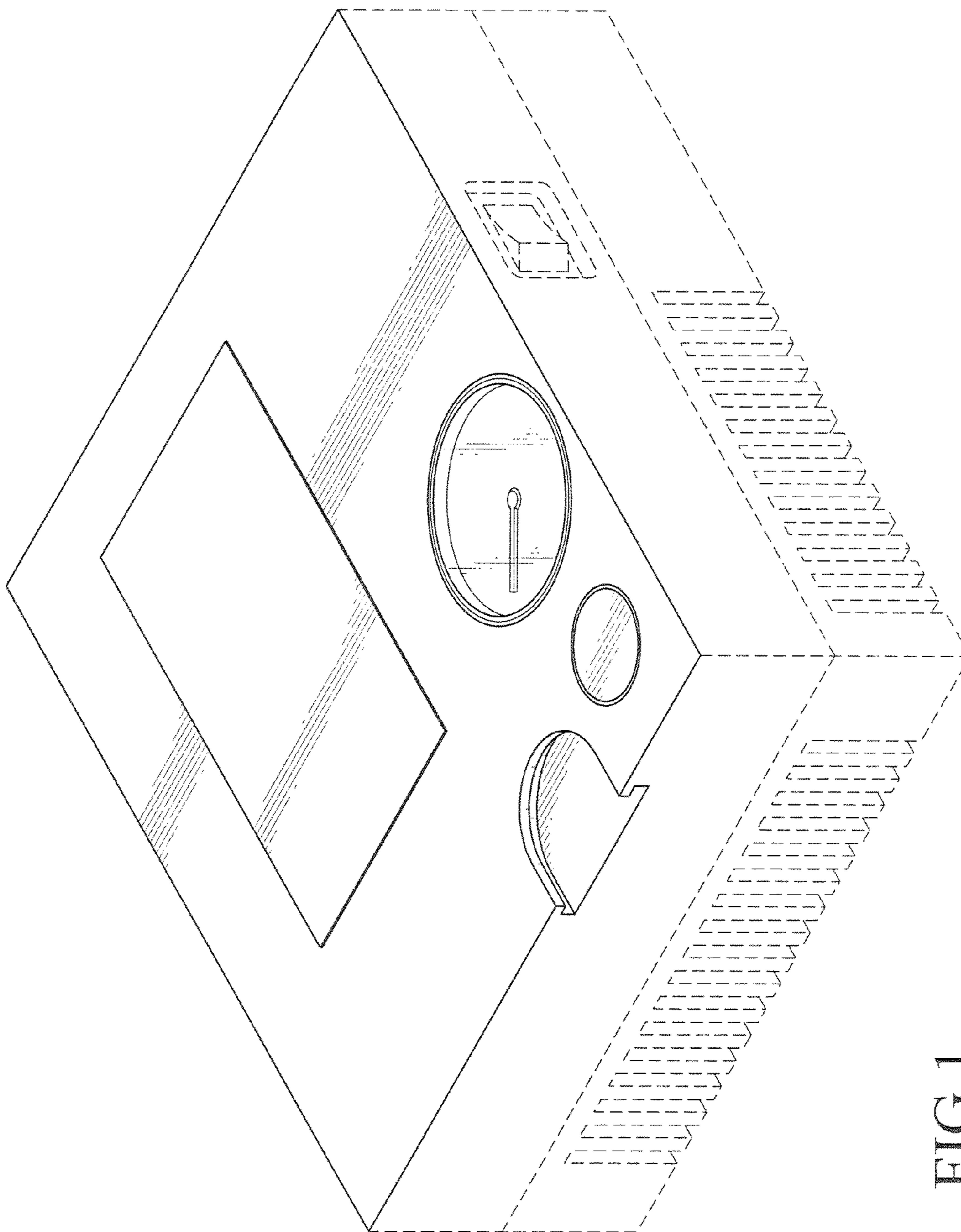


FIG.1

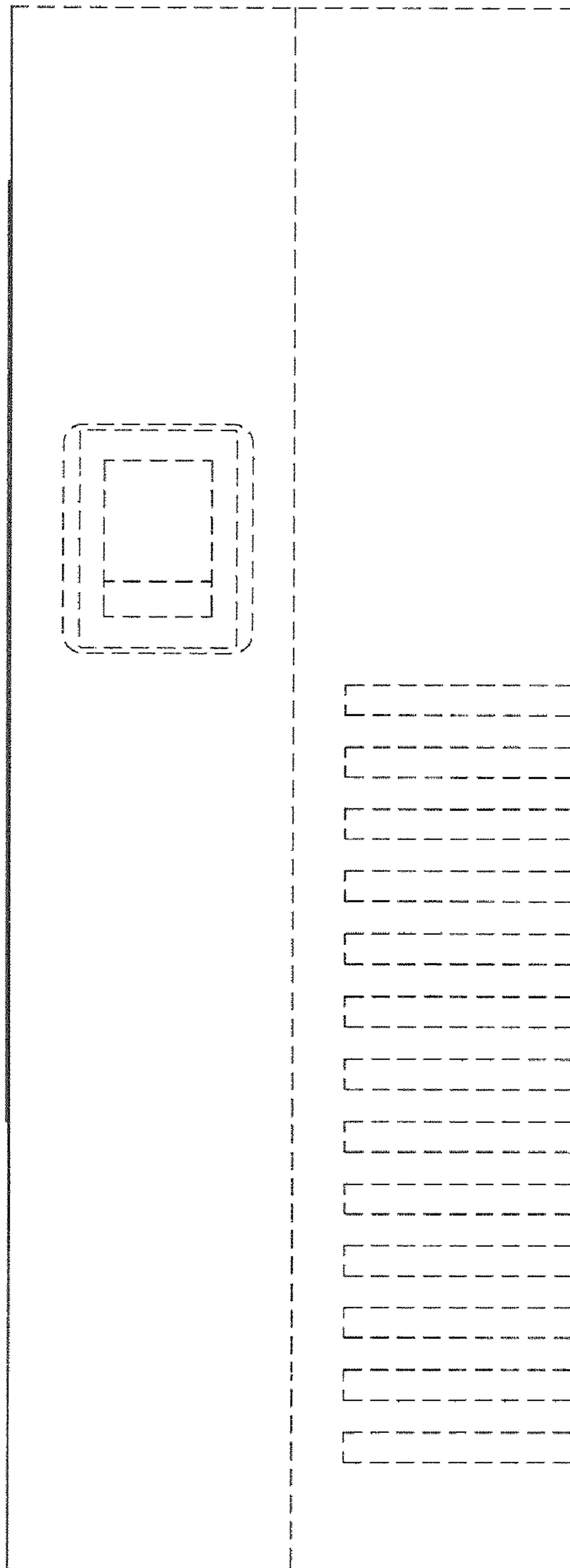


FIG. 2

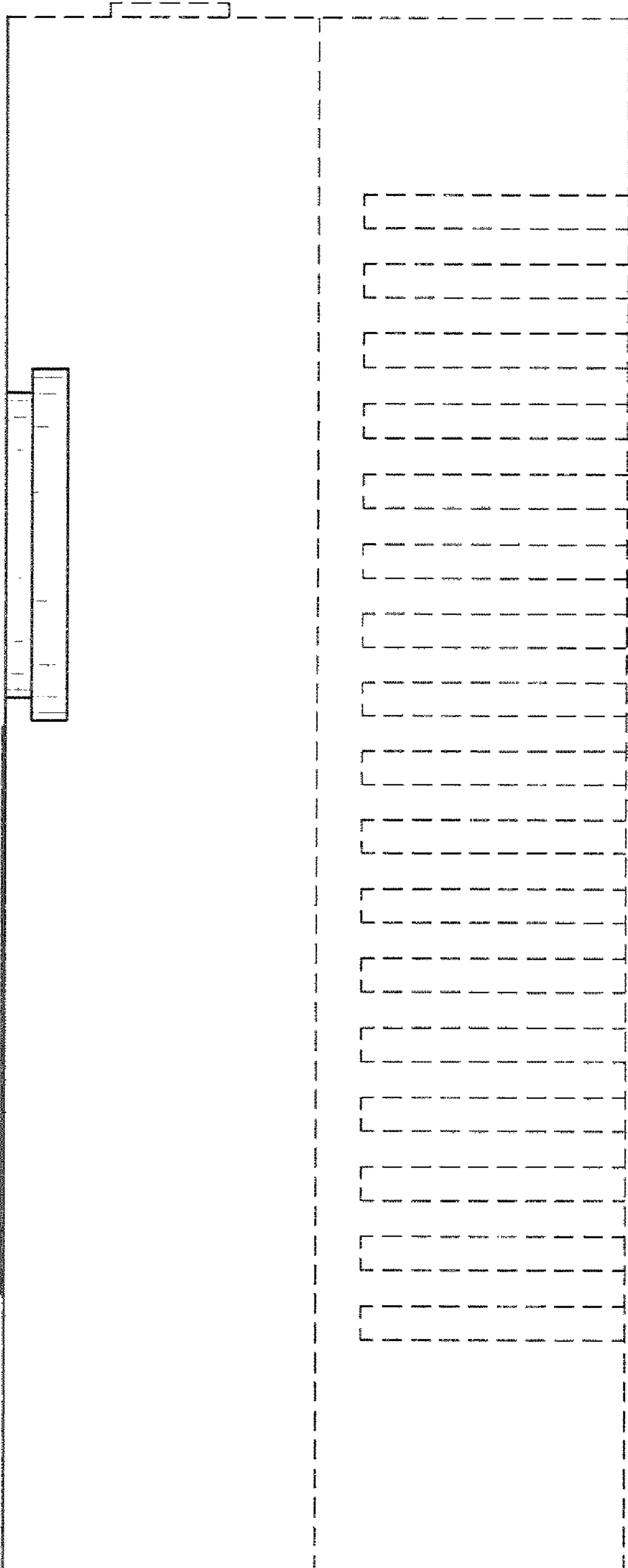


FIG. 3




FIG. 4




FIG. 5




FIG. 6