



US00D629404S

(12) **United States Design Patent**  
**Wu et al.**

(10) **Patent No.:** **US D629,404 S**

(45) **Date of Patent:** **\*\* Dec. 21, 2010**

(54) **WIRELESS DOCKING STATION**

(75) Inventors: **Min-Yao Wu**, Shanghai (CN); **Steven Tseng**, Taipei County (TW)

(73) Assignee: **Inventec Appliances Corp.**, Taipei County (TW)

(\*\*) Term: **14 Years**

(21) Appl. No.: **29/351,221**

(22) Filed: **Dec. 2, 2009**

(30) **Foreign Application Priority Data**

Aug. 26, 2009 (TW) ..... 98303991

(51) **LOC (9) Cl.** ..... **14-02**

(52) **U.S. Cl.** ..... **D14/434**

(58) **Field of Classification Search** ..... D14/432-434, D14/314, 204, 420, 421, 447, 217, 358; D13/108, D13/146; D23/314, 328; 248/346.03; 361/679.41, 361/679.31, 679.32, 679.4, 679.43; 70/58; D21/333; 320/112, 109; 348/375; 381/333  
See application file for complete search history.

(56) **References Cited**

**U.S. PATENT DOCUMENTS**

D277,662 S *	2/1985	Huntington et al.	.....	D13/107
D316,416 S *	4/1991	Cant et al.	.....	D14/252
6,290,534 B1 *	9/2001	Sadler	.....	439/534
D472,900 S *	4/2003	Matsumoto	.....	D14/447
D501,191 S *	1/2005	Siebke	.....	D14/149
D507,526 S *	7/2005	Ohta	.....	D13/108

D520,013 S *	5/2006	Yang	.....	D14/434
D553,106 S *	10/2007	Griffin	.....	D14/434
D579,010 S *	10/2008	Tseng	.....	D14/242
D584,731 S *	1/2009	Montgomery et al.	.....	D14/434
D587,708 S *	3/2009	Yoshida et al.	.....	D14/358
D596,177 S *	7/2009	Steele et al.	.....	D14/358
D597,093 S *	7/2009	Neu et al.	.....	D14/358
D602,020 S *	10/2009	Haspil et al.	.....	D14/358

\* cited by examiner

*Primary Examiner*—Freda S Nunn

(74) *Attorney, Agent, or Firm*—WPAT, P.C.; Anthony King

(57) **CLAIM**

The ornamental design for a wireless docking station, as shown and described.

**DESCRIPTION**

FIG. 1 is a perspective view of a wireless docking station showing our new design;

FIG. 2 is a front view thereof;

FIG. 3 is a rear view thereof;

FIG. 4 is a left side view thereof;

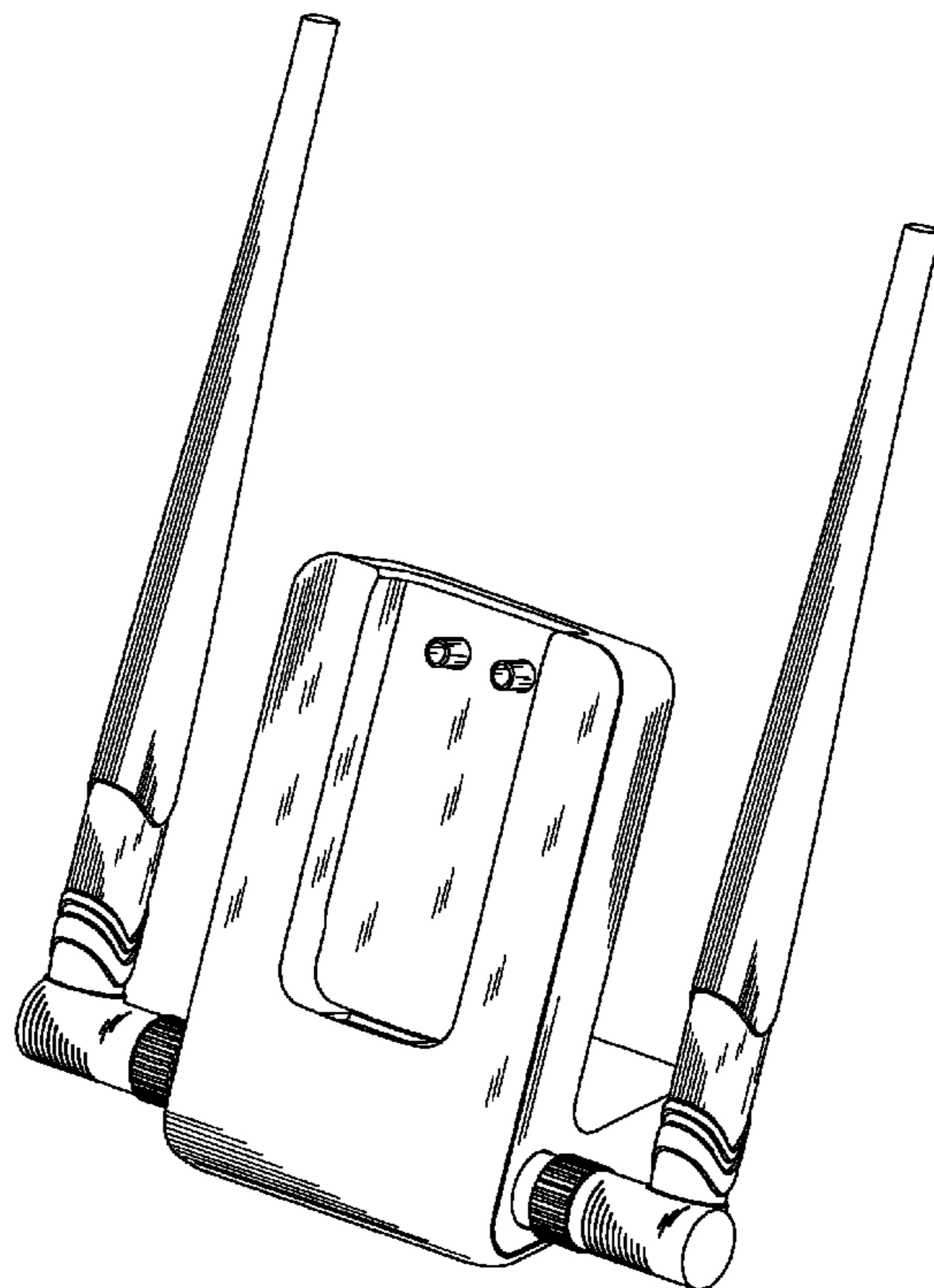
FIG. 5 is a right side view thereof;

FIG. 6 is a top view thereof; and,

FIG. 7 is a bottom view thereof.

Broken lines shown in the drawings illustrate portions of the wireless docking station and form no part of the claimed design.

**1 Claim, 7 Drawing Sheets**



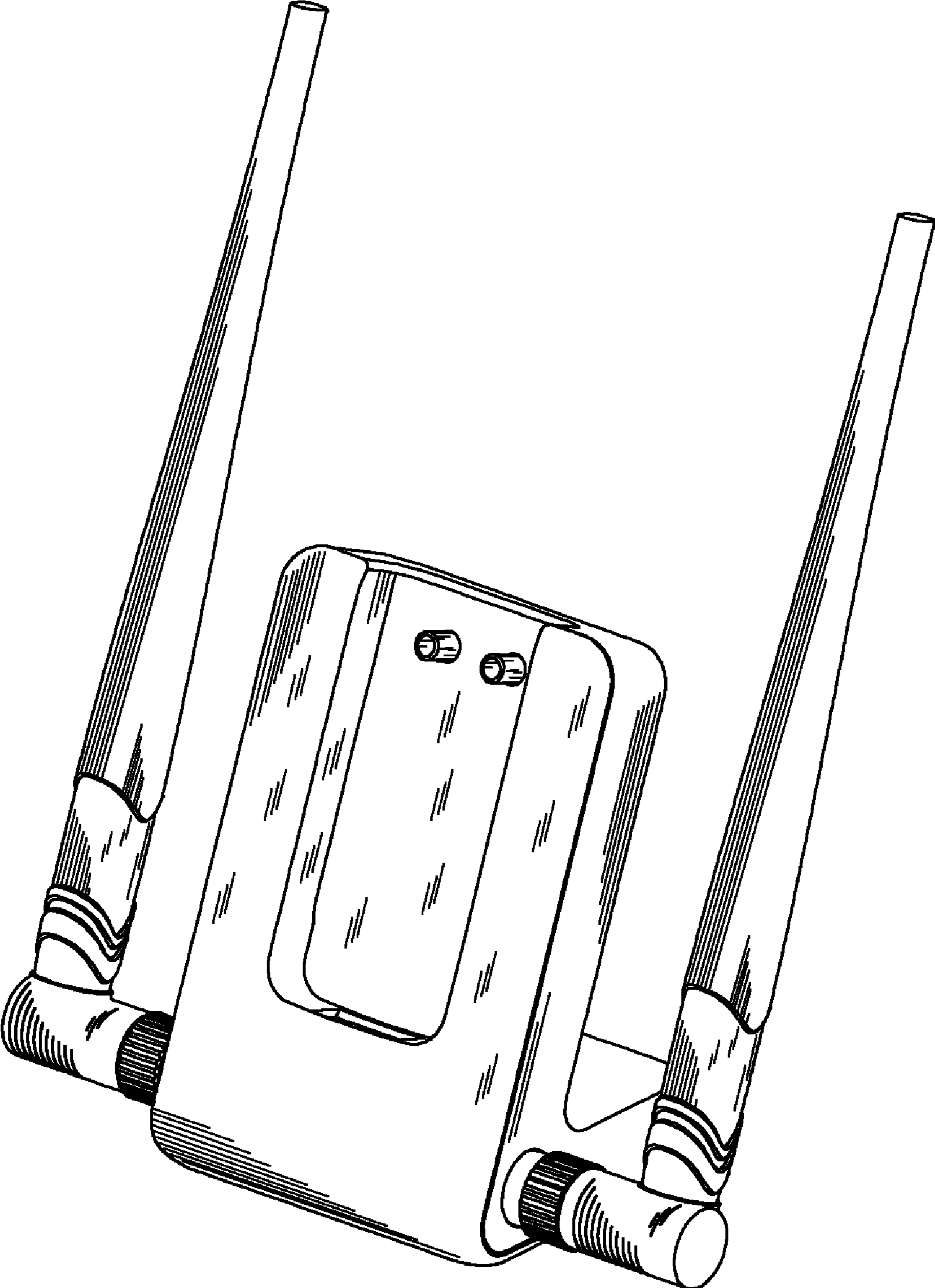


FIG. 1

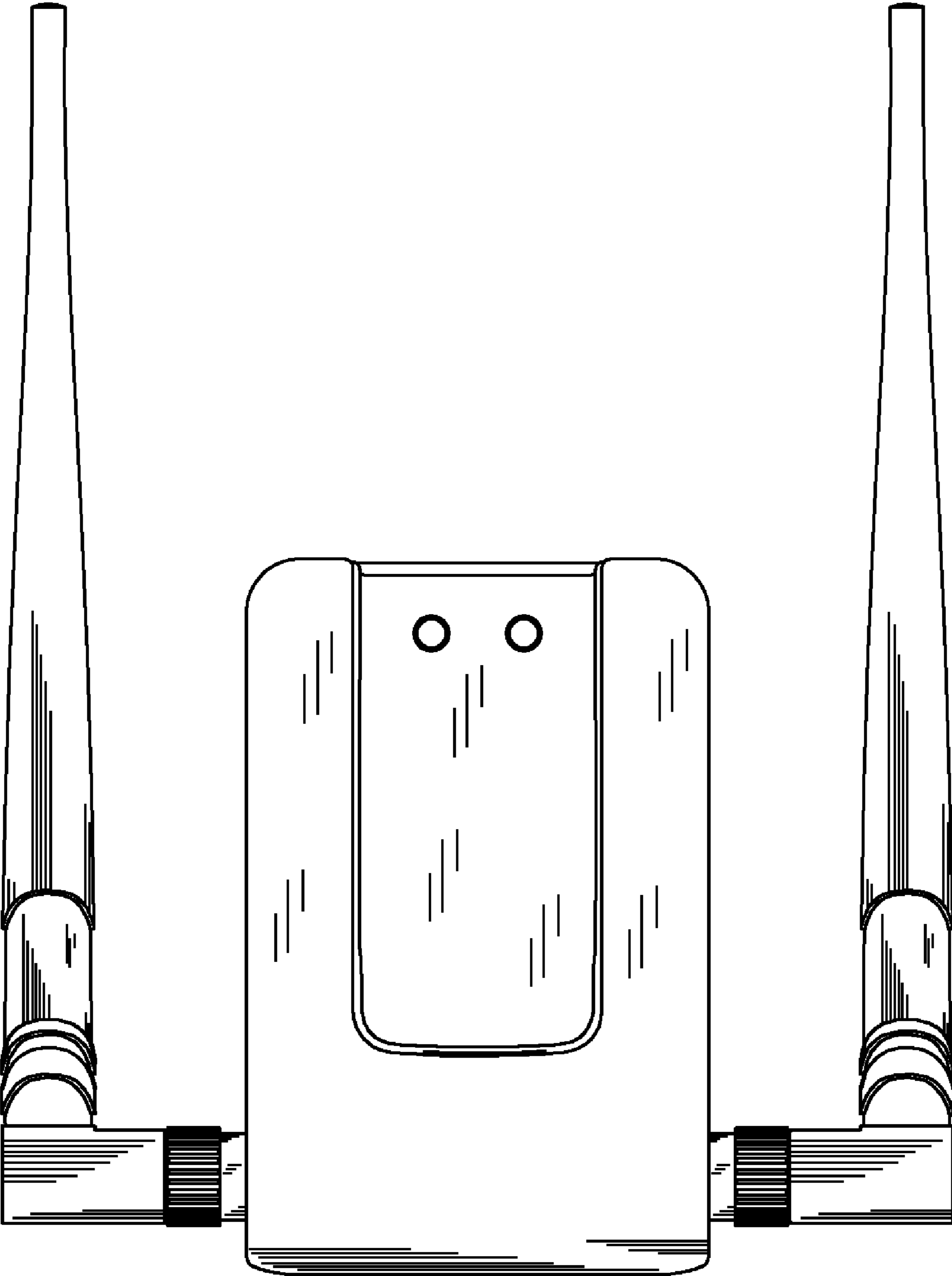


FIG. 2

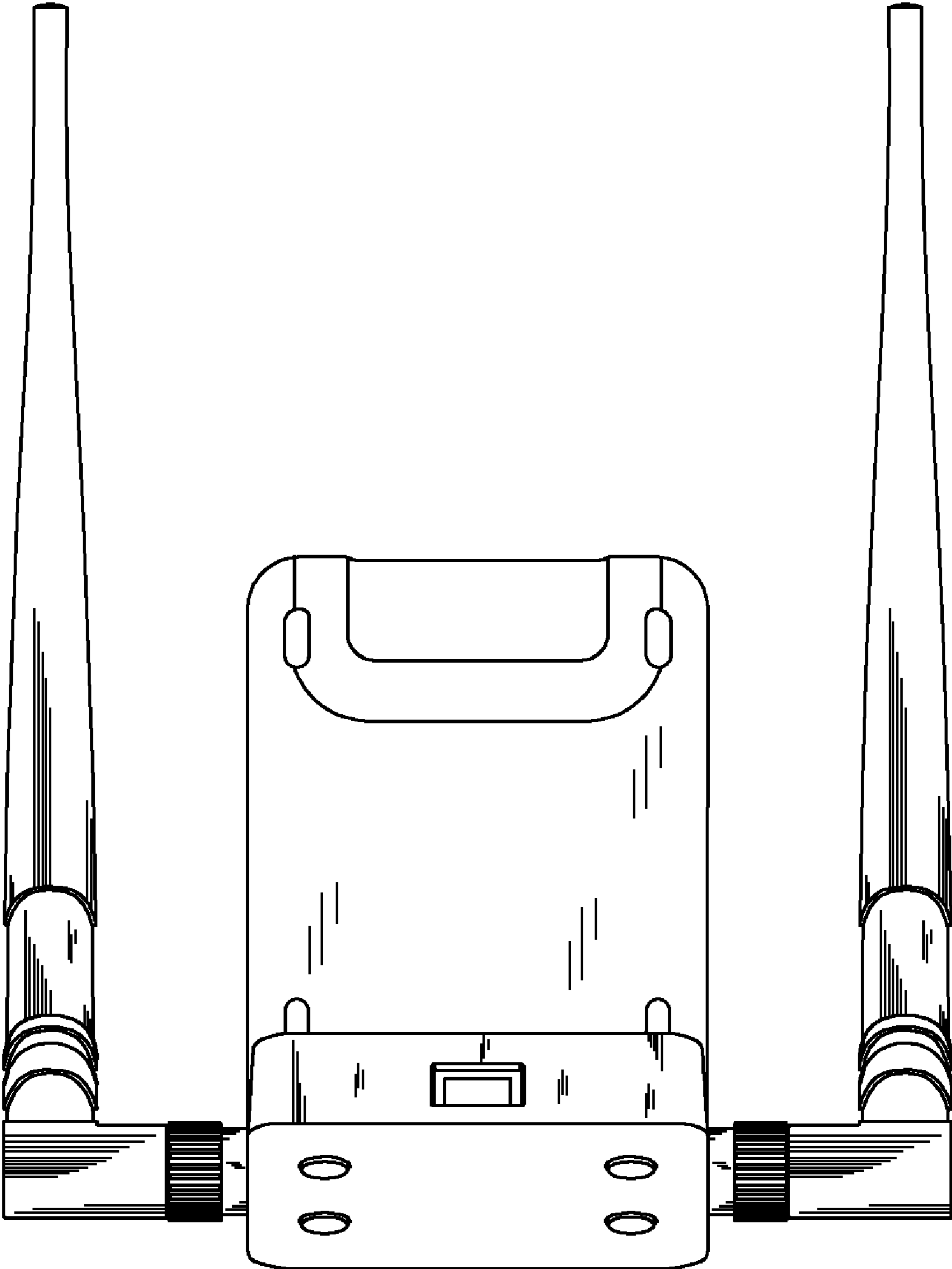


FIG. 3




FIG. 4

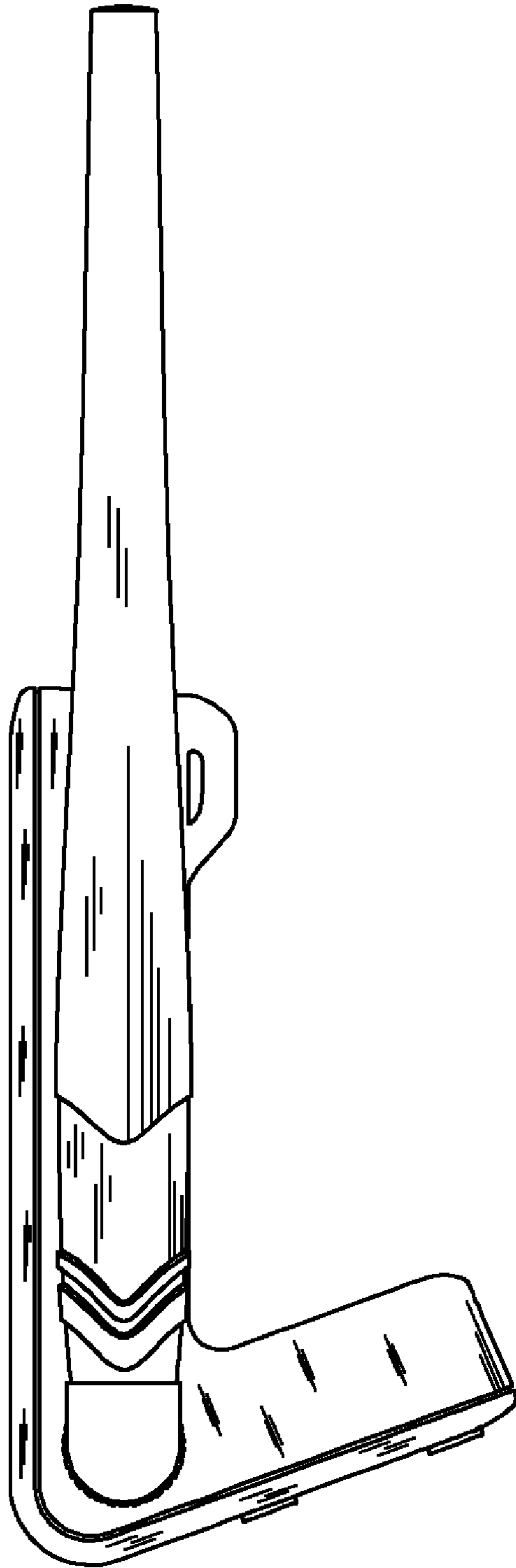


FIG. 5

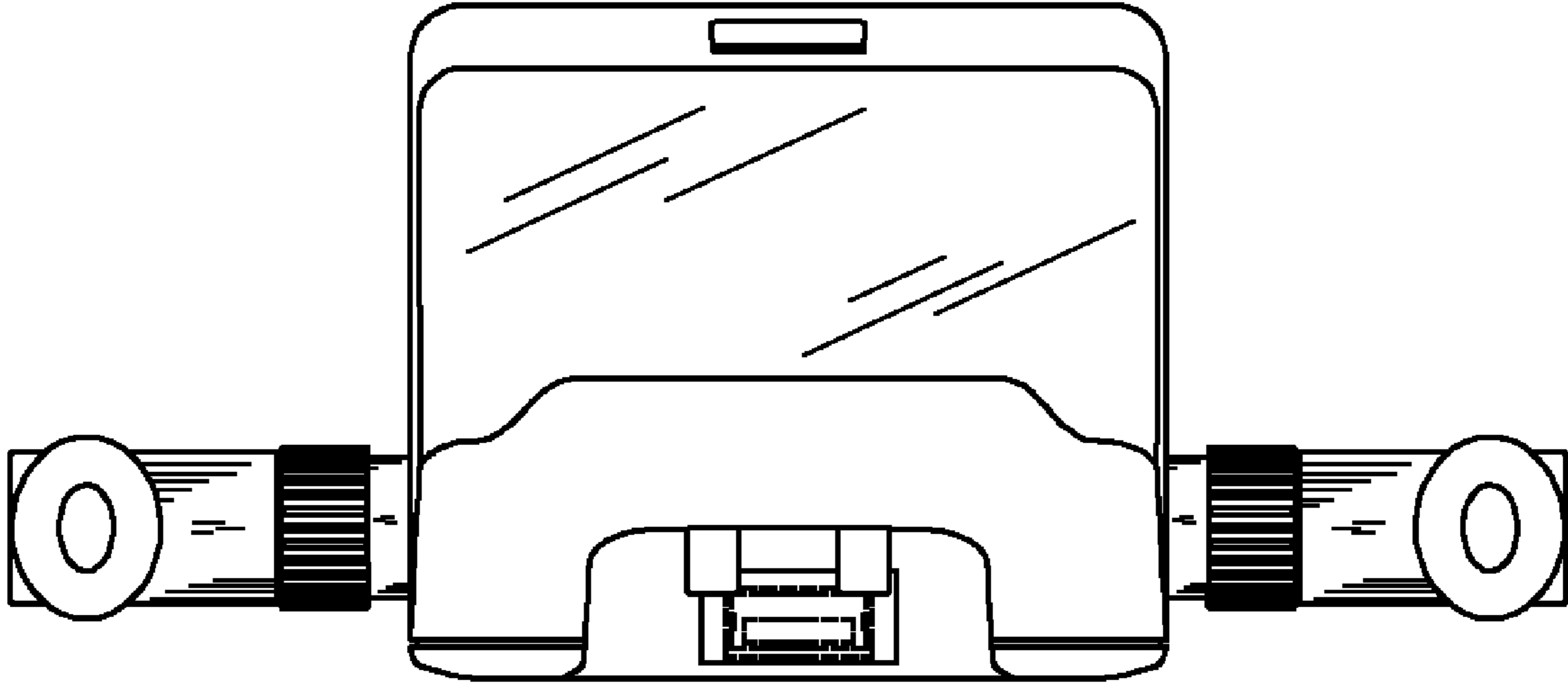


FIG. 6

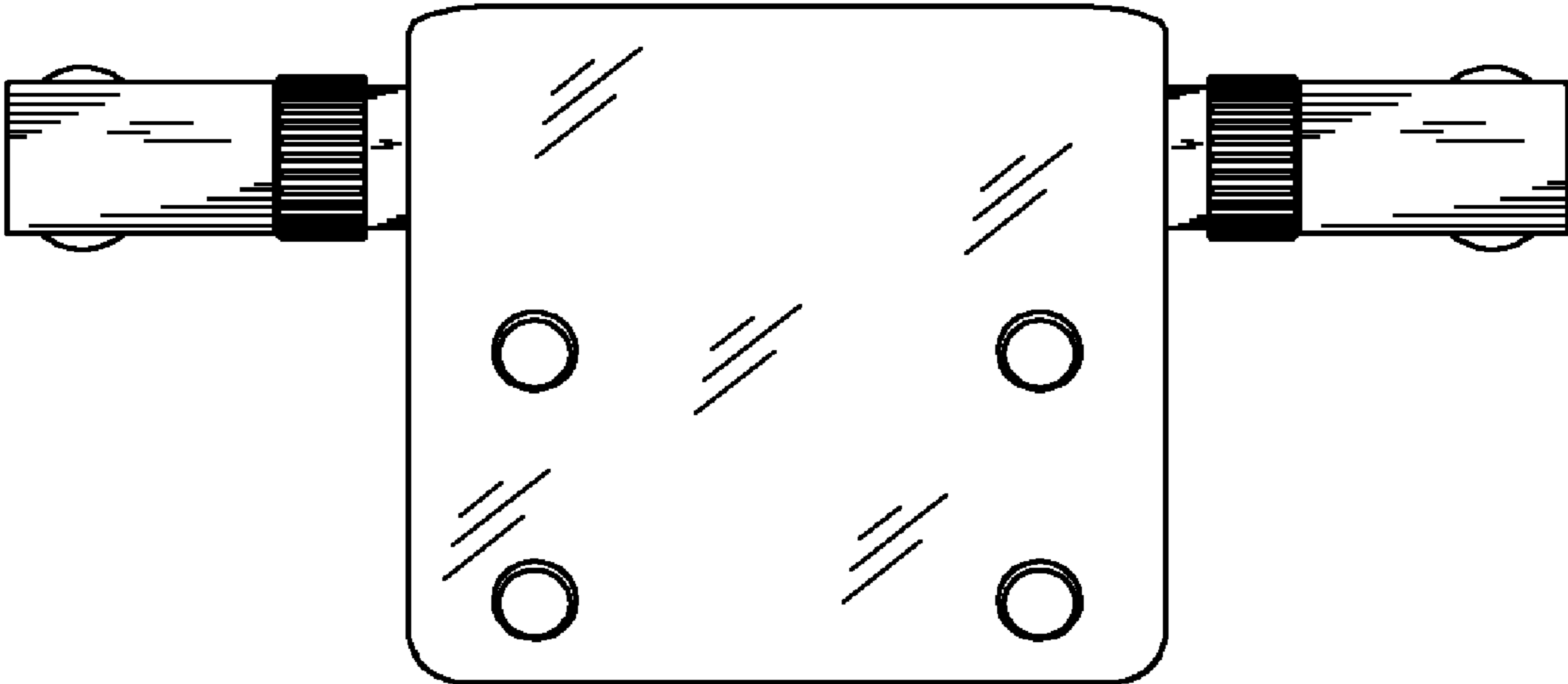


FIG. 7